

2 · 0 · 2 · 5



www.andersoncofair.com

www.facebook.com/andersoncofair

2025 GRAND MARSHALS

Rick & Ann Wiley

Rick's 4-H journey began when he joined Cherry Mound 4-H in 1963, showing turkeys at the County Fair. The following year he showed the Grand Champion swine.

After graduation high school, Rick went to work for Bemis Construction out of Great Bend, Kansas. He spent the next 13 years building roads throughout Oklahoma and western Kansas.

In 1989, Ann and Rick moved back to Anderson County to farm with his Father, Don Wiley. Shortly thereafter, their son, Royce, joined the Cherry Mound 4-H club and later daughter, Rachel.

Rick had noticed at the County Fair that some improvements needed to be made on the hog barns, so he asked John Cubit how he could go about getting these improvements implemented and John suggested that he attend a Fair Board meeting. He did not realize that if you attend more than one meeting, you automatically became a board member and given responsibilities!

By 2000, Rick was elected President of the Anderson County Fair Board. At the same time, he was approached by a group of individuals interested in starting a tractor pull. It was too late in the year to have one then, but plans were put in place for the following year to have a tractor pull. With dirt donated by Eldon Riley and work donated by the County Road Department and the tractor pull committee, the first Anderson County Fair Tractor Pull was held in 2001. Rick was instrumental in the getting this event off of the ground.

Ann and Rick have volunteered for numerous duties through the years from being project leaders of Cherry Mound 4-H Club to set up and tear down of the County Fair. In addition, they have picked up trash, painted and repaired bleachers, served as exhibit superintendents, and worked the livestock auctions for 24 years. Rick served as Fair Board President for two years and Secretary for 15 years, leaving the Fair Board in 2016.

We congratulate the 2025 Anderson County Fair Grand Marshal's, Ann & Rick Wiley! They are a very deserving couple! Thank you!



ANDERSON COUNTY FAIR & RODEO

SCHEDULE

Monday, June 9	Open 4-H & FFA Pre-Entry opens
Wednesday, July 11	4-H & FFA Fair Entries due. Late entry fee is \$25.
Saturday, July 12	
7 p.m.	Tractor Pull
Friday, July 18	Final day to enter open class entries and be entered in a special drawing. Entries will be accepted on Monday, July 28, however pre-entry is encouraged.
Saturday, July 26	
8:30 a.m.	4-H and Cloverbud Showcase Pre-Fair entry and judging – Community Building (Sewing and Textiles, Shopping In Style, Fashion Revue, Visual Arts, Fiber Arts, and Photography)
10:30 a.m.	4-H Geology Judging at Extension Office Meeting Room
12 p.m.	Entries MUST be in the building by 10:30 a.m.
	Work day and setup the Community Building, Quonset Hut and Livestock Barns
Monday, July 28	
1-3 p.m.	Enter Open Class Foods. Judging will be Tuesday at 9 a.m.
1-4 p.m.	Enter & Conference Judging of all 4-H Foods
	1-2 p.m.: Seekers Not Slackers
	2-3 p.m.: Star Shooting and Cherry Mound
	3-4 p.m.: Lucky 13
1-5 p.m.	Enter all other 4-H & Open Class Exhibits
	(Open Class Foods Entry ends at 3 p.m. 4-H Judging ends at 4 p.m.)
5-7 p.m.	4-H Foods Bake Sale
5-7 p.m.	Enter & Weigh All Market Sheep, Meat Goats and Swine
	To minimize confusion, please have swine in pens by 5 p.m.
5:30 p.m.	Judging of all Horticulture and Floriculture
5-8 p.m.	Enter All 4-H and Open Class Poultry and Rabbits
6-8 p.m.	Enter & Weigh all Market Beef
	Immediately after weigh-in is completed, there will be a Livestock Exhibitors meeting in the arena. <i>Frontier Farm Credit will be serving a hot dog dinner to Exhibitors in the evening.</i>
Tuesday, July 29	
8:30 a.m.	Swine Show – <i>Beachner Grain is providing doughnuts and drinks before the swine show.</i>
9 a.m.	Open Class foods judging
11 a.m.	Rabbit Show – Livestock Arena
	Show will start 15 minutes after the Swine Show, if it's not completed by 11 a.m.

Tuesday, July 29 Continued

1 p.m.	Judging of remaining 4-H and Open Class Exhibits, Boy Scouts & Girl Scouts Exhibits
12:30 p.m.	Community Building will close at 12:30 p.m. for judging and reopen at 3 p.m.
1:30 p.m.	Poultry Show – Livestock Arena. PLEASE NOTE: It will begin at 1:30 p.m. or following the Rabbit Show.
7 p.m.	Parade – Stadium
After Parade	Pedal Tractor Pull – North End of Stadium
8 p.m.	Fashion Revue & 4-H Awards Presentation – Livestock Arena Grand, Reserve and Special Awards in non-livestock projects will be presented during the Fashion Revue.
6-10 p.m.	Fun Services of KC
8 p.m.	Ranch Rodeo

Wednesday, July 30

9 a.m.	Meat Goat Show – <i>Farm Bureau is providing doughnuts and drinks before the meat goat show.</i>
4-6 p.m.	Enter Pies – Community Building
5:30-7 p.m.	Anderson County Fair Tent
6 p.m.	Sheep Show
6-10 p.m.	Fun Services of KC
6:15 p.m.	Judging of Pies
6:30 p.m.	GSSB Kids Cash Grab
7:30 p.m.	Presentation of Pie Awards & Pie Auction – Tent on ballfield

Thursday, July 31

7:30 a.m.	Check in for Horse Show
8 a.m.	Horse Show
9 a.m.	Dairy Goat Show
9:30 a.m.	Dairy Cattle Show
11 a.m.	Livestock Judging Contest
1 p.m.	Pet Contest – Livestock Arena
6 p.m.	Bucket Calf Interviews & Show
6:30 p.m.	Beef Show

Friday, August 1

9 a.m.	Round Robin Showmanship Contest
11 a.m.-3 p.m.	Release All 4-H & Open Class Exhibits
5:30 p.m.	Livestock Buyers and Award Sponsor Appreciation Supper – Community Building
7 p.m.	Livestock Premium Sale

Sunday, August 3

4:30 p.m.	Volunteers and 4-H families cleanup fairgrounds Pool party following clean up for 4-H families who volunteered
-----------	---



Lake Region Solid Waste Authority

SUSTAINABILITY AWARD NOMINEE

To be eligible for the Sustainability Award, 4-H, FFA, and Open Class members will need to declare their project as a nominee. Once nominated, their project will be judged by the Lake Regional Solid Waste Authority.

Entries will be judged based on the following:

- Illustrates the benefits of recycling and/or use of recycled materials
- Encourages household composting
- Promotes waste reduction and/or landfill diversion

K-STATE
Research and Extension



Frontier
District

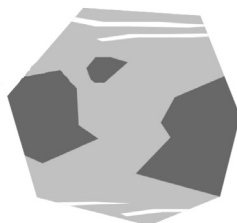


TABLE OF CONTENTS

Grand Marshal	Inside Cover	4-H and FFA Divisions	
Schedule	1-2	Beef.....	61-62
Sustainability Award Nominee	3	Bucket Calf	62-63
Fair Association Members	5	Dairy	63-64
Corporate Sponsors	6-21	Dairy Goats.....	64
Major Sponsors	22-25	Horse.....	64-65
In Memory	26	Meat Goats.....	65
Scholarship Winners	27-28	Poultry	66
Fair Entry	29	Rabbits	66-67
Anderson County Fair Parade.....	30	Sheep	68
Pie Baking Contest.....	31	Swine	68-69
Open Pet Show.....	32	Round Robin.....	69
Event Ticket Information.....	33	Cloverbud Showcase	70
General Rules and Regulations.....	34	Banners	70
Open Divisions		Agronomy	70-71
Beef Cattle	35	Energy Management.....	72-74
Dairy Cattle.....	35-36	Entomology	74-79
Horse.....	36-37	Fashion Revue	80
Poultry	37-38	Fiber Arts	81-82
Rabbits	38-39	Foods & Nutrition.....	82-85
Sheep	39	Food Preservation	85-87
Pee Wee	39	Forestry.....	87-90
Baking.....	39-42	Geology	90-94
Crafts	42-44	Horticulture & Landscape	
Farm, Orchard & Garden Products		Design	94-95
.....	44-46	Floriculture	95-96
Fiber Arts/Textiles.....	46-48	Interior Design &	
Floriculture	48-49	Architecture	96-99
Food Preservation	49-51	Photography.....	99-102
Photography.....	52-53	Sewing & Textile Design ..	102-103
Quilts	54-56	Self Determined	103
Premium Payout Amounts.....	56	Shooting Sports.....	103-104
Sustainability Award Nominee	57	Shopping In Style	104-107
4-H and FFA Rules and		STEM.....	107
Regulations	57-59	Visual Arts.....	107-108
4-H and FFA Sale	59-60	Wildlife.....	108
Fairgrounds Clean-up Schedule.....	60	Woodworking	108-109
Herdsmanship Contest	60-61	FFA	109
Livestock Judging	61	Advertisements	110-128
		4-H and FFA Awards Sponsors	
		129-133

2025 ANDERSON COUNTY FAIR ASSOCIATION

PO Box 301
Garnett, KS 66032

Email address: andersoncofair@hotmail.com

Website: www.andersoncofair.com

Facebook: www.facebook.com/andersoncofair

Fair Entry website (4-H/FFA and Open): <http://andersoncofair.fairentry.com>

Executive Board

Jess Rockers, President
Cody Davis, Vice President
Jody Newton, Secretary
Debbie Davis, Treasurer

Ruth Pracht
Mike Teter

Sandie Fritz
Justin Zook

Nick Durand
Kirby Barnes

Committees

Rules

Executive Board
Members

Commercial Booths

Ruth Pracht

Fair Book

Jody Newton
Angela McSpadden

Advertising

Ruth Pracht

Ranch Rodeo

Brant Miller
Jess Rockers
Kirby Barnes

Pie Baking Contest

Sandie Fritz
Cody Davis

Sponsor/Finance

Debbie Davis
Jess Rockers

Parade

Kenny Kellstadt
Garnett Optimist Club

Demolition Derby

Jess Rockers
Kirby Barnes
Mike Teter
Andrew Keith
Nick Durand

Tractor Pull

Kirby Barnes
Nick Durand
Andrew Keith
Justin Zook
Mike Teter

Sale

Ron Ratliff
Christy Ratliff
Bill Pracht
Stacy Sprague

2025

CORPORATE SPONSORS



Wittman Auto Parts
138 E. 6th Ave., Garnett, KS
785-448-6611

Mont Ida Meats

Howard Yoder
Owner-Operator

22468 NW Indiana Rd.
Welda, KS 66091
(785) 489-2212

2025

CORPORATE SPONSORS

EDGECOMB FLOORING

Sales & Installation 

785-448-3899

QUALITY

INTEGRITY



The Place to Find Your Place!

www.KsPropertyPlace.com

501 E. 4th Ave., Garnett

785-448-3999


Now Offering Auction Services



2025

CORPORATE SPONSORS

**BRUMMEL
FARM
SERVICE**



HELPING AGRI-BUSINESS GROW CHEAP FOOD

Garnett, KS 66032

(785) 448-3161 or (785) 448-5720

Agricultural Supplies



SONIC DRIVE IN

supports the Anderson County Fair and
wishes all participants GOOD LUCK!

Stop by and check out our

Happy Hour, Everyday 2-4 p.m.

1/2 Price Drinks & Slushes

Hwy. 59, Garnett

785-448-6393

Jason and Paula Sjolund, Owners



2025

CORPORATE SPONSORS

McAdam Framing

Jeremy McAdam



785-304-2172



- Custom Work
- New Home Construction
- Remodel • Barns
- Siding • Windows • Roofing
- M.A.C. Inspections

Beachnet **GRAIN, INC.**

Fertilizers • Chemicals • Custom Application
Feed • Seed • Livestock Supplies
Licensed and Bonded

Garnett 785-448-3712

Kincaid 620-439-5600

Greeley 785-867-2140

Richmond 785-835-6125

Harris 785-448-6808

Williamsburg 785-746-5300

2025

CORPORATE SPONSORS



Keegan Barnes
785-304-2500

Barnes
SEED SERVICE, LLC
Authorized Pioneer Sales Professional

2025

CORPORATE SPONSORS

The Anderson County

Review

112 W. 6th St.

Garnett, KS

(785) 448-3121

MCDANIEL'S



WELDING & FENCE

785-448-8969

2025

CORPORATE SPONSORS

WOLKEN

PLUMBING & ELECTRIC

Sales • Service • Installation

785-448-6771



YORK®

HEATING AND AIR CONDITIONING

Heating & Air Conditioning
Radiant Floor Heat

519 W. 1st Ave., Garnett, KS 66032

Valley
R

Agri Service, Inc. • Garnett, KS

20467 NW 1600 Rd., Garnett, KS 66032

(785) 448-6533

SMS Nutrition Products - Crystalyx Products Handling
Grain & Protein Commodities
Asgrow & DeKalb Seed

2025

CORPORATE SPONSORS



Quality Structures, Inc.

167 Highway 59, Richmond, KS

800-374-6988

Richmond, Kansas • Haven, Kansas
Ingalls, Kansas



**Anderson
County Hospital**

SAINT LUKE'S HEALTH SYSTEM

2025

CORPORATE SPONSORS



EXCAVATING
GARNETT, KANSAS

Bonded and Insured

Justin Zook
785-448-4431
785-448-3317

Terry Zook
785-204-0557
785-448-6742




Fuel for the Future

East Kansas Agri-Energy

2025

CORPORATE SPONSORS

MODLIN FENCING



785-448-8766

Welda, Kansas



Benjamin Realty

Sherry Benjamin, Broker

Land • Homes • Commercial

201 N. Maple St.

Garnett, KS

benjaminrealty@earthlink.net

Office: (785) 448-2550

Home: (785) 241-0532

Cell: (785) 304-2029



2025

CORPORATE SPONSORS



State Farm Insurance

Ryan Disbrow Agent

504 W. Redbud Lane

Garnett, KS

785-448-1660



NEW HOLLAND

AGRICULTURE

Fort Scott, KS • 620-223-2450

Nevada, MO • 417-448-1745

Greeley, KS • 785-867-2600

2025

CORPORATE SPONSORS



"Caring for the health of you and your community"

429 N. Maple • 785-448-6122

Mon.-Fri. 8:30 a.m.-7 p.m. • Sat. 8:30 a.m.-2 p.m.

Connect with our AuBurn RXpress mobile app
www.auburnpharmacies.com

WILD CARDS



STORAGE

785-448-4185

785-448-7991

John Foltz Plumbing

& Electric



320 East 5th

785-448-7991



2025

CORPORATE SPONSORS



Member FDIC /  Equal Opportunity Lender

785-448-3191
131 E. Fourth Ave.
113 S. Maple St.



TRULY

INSURANCE

EST 1967

2025

CORPORATE SPONSORS

Heritage
TRACTOR



800-407-TWIN (8946)

620-365-3632

www.twinmotorsfordks.com

2025

CORPORATE SPONSORS

RJ ENERGY



GSSB

GOPPERT STATE SERVICE BANK

Three Locations To Serve You:

106 E. 5th Ave., Garnett, KS

114 N. Maple St., Garnett, KS

207 E. Broad St., Colony, KS

785-448-3111

2025

CORPORATE SPONSORS



Thanks
to all 4-Her's, parents,
grandparents and community
for helping make the
Anderson County Fair a success!!

MAJOR SPONSORS



HOEGEMEYER
THE RIGHT SEED.

Contact your
local dealer,
Richard Parks, at
785-448-4177
for all your
seed needs.

B&W Trailer Hitches

1216 Hawaii Rd., Humboldt, KS 66748

620-473-3664



Ma and Pa's Kettle Corn

Lynn & Shelly Bargmann
Bremen, KS ☎ 785-744-3441

&

Major Popcorn

Hank Newton
Garnett, KS ☎ 785-204-1501



309 N. Maple St., Garnett
(785) 448-5711
www.dutchcountrycafe.com

Welcome to our table!

At Dutch Country Cafe we believe family, friendships and communities become stronger through relationships. We invite you to take a step back in time and enjoy the rich heritage and food from the traditions of the Esh and Stoltzfus families.

MAJOR SPONSORS



Security 1st Title

111 E. 4th Ave.

Garnett

785.448.3333

MILLER

HARDWARE

Your neighborhood



703 N. Maple St.
Garnett, KS

785-448-3241

Mike & Amy
Blaufuss,
Owners



561 Main St.

Osawatomie, KS 66064

913-755-4474

Cleanup Courtesy of

CHORE-BOYZ-SERVICE LLC

Livestock Waste Management & Removal

Ron Peine-Owner/Operator, Greeley, KS

Manure hauling, spreading, loading, stables,
holding pens, feed lots, hay rings, etc.

913-636-1099 or 785-867-3670

MAJOR SPONSORS



YUTZY Custom Structures
1-800-823-8609

www.yutzycustomstructures.com



FUELS • PROPANE • LUBRICANTS

785-448-5512 • 704 N. Maple St. • Garnett

MAPLE STREET LIQUOR



410 N. Maple St., Garnett, KS

785-448-7106

Monday-Friday 7:30 a.m.-5:30 p.m.

Saturday 8 a.m. - 4 p.m.

We offer:

- Key Cutting
- Screen Repair
- Lumber
- Rental Equipment
- DeWalt Tools
- Larson Storm Doors
- Ellison Windows

MAJOR SPONSORS

We offer multiple companies, so we can offer multiple choices!!



Michelle Ware
Insurance Agent



Kimberly Robrahn
Municipal Account Manager



Kristen Hermreck
Insurance Agent



TrustPoint

Insurance & Real Estate

114 W 4th Ave. • Garnett

785.448.3714

www.trustpointservices.net



Auto • Home • Farm • Crop • Business • Bonds • Work Comp • Life



7 Days A Week

- Everyday Food Selections
- Gift Selections
- Convenience Store & More!!!

**Highway 169 & 59 Junction
Garnett, Kansas
(785) 448-6582**

6TH AVE BOUTIQUE & WESTERN WEAR


427 W. 6TH AVE., GARNETT • 785-448-2276 • MON.-FRI. 10-6, SAT. 10-3

*We carry a large selection of
men's, women's and children's
clothing, boots, shoes, jewelry,
accessories and gift items.*

» ARIAT

» ROCK AND ROLL

» GRACE LA



Flying K Enterprises
Greeley, KS
785-241-1749

In Memory



Joelata Kent

June 28, 1958 - September 9, 2024

Joleata was a very talented lady who enjoyed many creative pursuits over the years. She enjoyed sewing and later took up rug hooking and was a member of the local quilt guild. She always had very intricate and unique entries in the open class section of the fair. She and her husband Roger have also been long-time sponsors of the Anderson County Fair. Joleata's creative entries are going to be missed at the fair.



Dr. Jerry Padfield

November 12, 1941 - January 20, 2025

Jerry was engaged in the community, he was a proud Rotarian for many years. He also was on various other boards and committees. Dr. Padfield was a longtime supporter of the Anderson County Fair. He stepped up several years ago to help with the parade line up. The fair was very appreciative of the countless number of hours that Doc and Kenny Kellstadt spent organizing the county fair parade. He gave of himself tirelessly and was happy to do so. He loved Garnett, and always considered it home.



Bernice French

February 22, 1936 - April 20, 2025

Bernice grew up on a farm west of Garnett. During her early years she had a love of animals; Rosa a 500-pound pig, Flowers the skunk, Freckles the cow and many more. Bernice was a woman with many passions and one of those was serving as a 4-H leader for many years as her children were involved in the program.



Joe Sutherland

May 2, 1943 - February 20, 2025

Joe was a dairy farmer until 1995 when his cows were sold. After that he continued row cop farming with his brother, son and nephew until his passing. He also enjoyed operating his bulldozer. Joe lived on the family farm for 64 years until the flood of 2007 caused him to move north of Iola. He enjoyed spending time attending the Allen and Anderson County fairs watching his grandchildren show their livestock. We will miss seeing Joe at the county fair.

2025 ANDERSON COUNTY 4-H SCHOLARSHIPS



Haylee Lanham is a member of the Star Shooting 4-H club. Her favorite project is meat goats. This project has enabled her to meet and interact with a wide

variety of industry professionals over the past couple years and be competitive inside the show ring at state and national shows. A highlight from her time in 4-H would be either winning Champion Division 4 Doe and 3rd Overall Doe at the Kansas Junior Livestock show in 2024 or winning the Reserve Division II Doe at the 2021 Kansas State Fair. Her advice to younger 4-H members would be to get out of your comfort zone and meet new people, and to try new things even if it is weird at first. Haylee graduated from Marmaton Valley High School in Moran. She plans to attend a junior college and study agribusiness while being on a livestock or horse judging team.



Hank Newton is a member of the Cherry Mound 4-H club. Hank has been involved in various projects over the years including meat goats, sheep,

leadership, foods, horticulture, shooting sports, visual arts and beef. His favorite project is meat goats, as it has taught many lessons in caring for livestock and running a business. One of his favorite memories was raising a bucket calf, Leroy and showing him at the Anderson County Fair, and then being able to continue to feed him out and bring him back as a second-year bucket calf/steer the following year at the Anderson County Fair. It was great being able to see the project from birth to market over the course of two years. Hank's advice to younger 4-H members is to have fun, get involved in different projects to see what they have to offer, and help others along the way. Hank graduated from Southern Coffey County High School in Leroy. He plans to attend the United States Air Force Academy in Colorado Springs, CO.

***“Congratulations, Haylee and Hank
on great 4-H careers!”***

PAST 4-H SCHOLARSHIP WINNERS

Kelli Bunnel – 2004	Not given in 2017
Dena Bunnel – 2005	MaKayla Jones – 2018
Not given in 2006	Abbie Fritz – 2019
Aaron Sobba – 2007	Guy Young – 2020
Rachel Wiley – 2008	Hailey Gillespie – 2021
Alyssa Sobba – 2009	Hayden Newton – 2022
Eli Johns – 2010	Tyler Gillespie – 2023
Colby Brownrigg – 2011	Talon Jasper – 2023
Amanda Nelson – 2012	Reese Witherspoon – 2023
Wyatt Pracht – 2013	Ronin Calley – 2024
Storm Pracht – 2014	Landon Kraft – 2024
Seth Wolken – 2015	Taryn Morrow – 2024
Cassidy Lutz – 2016	Reagan Witherspoon – 2024

The scholarship was first started with memorial monies from the family of Maurice (Maury) Harrington (1931–2003), retired Anderson County Agricultural Agent. Families of Alfred Bunnel (1928-2003), 4-H leader and longtime fair board member; and Waldo Poovey (2004), longtime fair board member and 4-H livestock leader, chose the 4-H Scholarship for their memorial monies.

The family of Helen Cubit (2007), former Anderson County Home Economics Agent and longtime 4-H Community Leader of Lucky 13, also gave memorial money to the 4-H Scholarship.

www.frontierdistrict.ksu.edu

ANDERSON COUNTY FAIR ENTRIES

**All Departments and Divisions,
including Open and 4-H/FFA,
will enter exhibits online at
<http://andersoncofair.fairentry.com>**

4-H/FFA —

PRE-ENTRY JUNE 9 - JULY 11

*All 4-H/FFA exhibitors must pre-enter by July 10 or they will incur a \$25 late fee. Entries will NOT be added at the fair in the 4-H division; you may enter it in open class.

OPEN —

PRE-ENTRY JUNE 9 - JULY 11

*Pre-entry for open class is not required (except poultry and rabbits) but appreciated.

OPEN CLASS —

Skip the lines on Monday Entry Day by pre-entering. Entry tags will be printed and ready to go!

Online entry is designed to be completed with a computer or even a smart phone using the login you created in 2016.

Bring a self-addressed and stamped envelope so your premium money can be sent to you; there will be no payouts at the fair.

ANDERSON COUNTY FAIR PARADE

Tuesday, July 29

REGISTRATION: Entries and floats due by **July 26 via email.**

Email: andersoncofair@hotmail.com

6 p.m. – Floats line up for judging.

6:30 p.m. – Bicycles, horses and riders, etc. line up and judging

6:55 p.m. – Presentation of 4-H Scholarship

7 p.m. - Parade begins

PARADE COORDINATORS: Kenny Kellstadt,
Garnett Optimists, Bill Pracht and Jake Strobel

THEME: *The Anderson County Fair: Something to Crow About*
Grand Marshals: Rick and Ann Wiley

RULES FOR FLOAT ENTRY: Any truck or trailer more than 8' in length,
appropriately decorated and carrying out the theme, will be considered a float.

NO THROWING OF CANDY FROM FLOATS ALLOWED DURING PARADE.

Float Prizes.....	1st	2nd	3rd
Best Commercial Float	\$50	\$30	\$15
Best Organizational Float	50	30	15
Best Youth Float	50	30	15
Best 4-H Float	50	30	15
Best Assisted Living Float	50	30	15
Man, rider.....	5	3	1
Woman, rider	5	3	1
Boy, rider	5	3	1
Girl, rider.....	5	3	1
Horse-drawn vehicle	3	2	1
Antique Car	10	6	3
Antique Tractor or Farm Equipment.....	10	6	3
Best Boy's Decorated Bike	3	2	1
Best Girl's Decorated Bike	3	2	1

***Each child under the age of 12 with pony gets \$1.**

****All floats entered which do not receive a ribbon placing will get \$10.**

PEDAL TRACTOR PULL

after Parade


Sponsored by Anderson County Farm Bureau Association

BOYS AND GIRLS AGES 4-11

Prizes awarded to all contestants.

Tractor and sled provided.

Pre-entry at Anderson County Farm Bureau.



21ST ANNUAL PIE BAKING CONTEST

Anderson County Fair

Wednesday, July 30

Judging begins 6:15 p.m.

Tent at the Fairgrounds

Bring pie and recipe to Community Building Kitchen.

Between 4 p.m. and 6 p.m.

NO cream, meringue, pumpkin, cream cheese, or whipped cream pies.

**JR. DIVISION - 17 AND UNDER
SR. DIVISION - 18 AND OVER**

Awards Presented at 7:30 p.m. • Auction at 7:45 p.m.

Proceeds go to the Anderson County Fair and Anderson County 4-H Scholarship

Sr. Division Prizes:

1st place – Gift Basket & \$100 cash

2nd place – Gift Basket & \$60 cash

3rd place – Gift Basket & \$40 cash

Jr. Division Prizes:

1st place – \$50 cash

2nd place – \$30 cash

3rd place – \$20 cash

Contact:

Sandie Fritz (785) 304-2529

OPEN PET SHOW

Sponsorship and Management:
Amanda Allison & Countryside Vet Clinic

Thursday, July 31

1 p.m. • Livestock Show Arena

General Guidelines

1. This is a youth event for ages 5 – 16.
2. All dogs (goats, potbellied pigs) must be on a leash at all times.
3. All cats or other pets (rabbits, ferrets, pocket pets, turtles) must be restrained in carrier or appropriate cage. When handled outside carrier, cats should be fitted with harness/collar and leash.
4. Children under 16 years old should be accompanied by parent/guardian when outside of show ring.
5. Animals should be kept separated from other contestants at all times to prevent fights and serious injury.

Showmanship – 100 point scale

(Class is open to ALL pets. Tables will be provided for pets needing assistance. Dogs will be required to walk on leash for judging. Animals not able to walk on a leash will be judged separately.)

Care of the Pet – 20 points

Owner will be judged on the overall cleanliness of pet.

Knowledge of the Handler – 60 points

Each owner will be judged on their ability to answer questions about their pet.

Coordination between Owner and Pet – 20 points

Owner will be judged on ability to walk animal on leash and respond to basic commands such as “sit.” Pets not able to be walked on a leash will be judged on the owner’s presentation of the pet on the table.

Owner/Pet Look-A-Like – 100 point scale

(Class is open to all pets.)

Care of the Pet – 20 points

Knowledge of the Owner – 30 points

Resemblance – 50 points

Owners will be judged on their ability to look like their pet.

Judging will be very informal.

Dog Companion Class in Memory of David Scheckel – 100 point scale

(Class is for dogs only.)

Care of the Dog – 25 points

Knowledge of the Handler – 25 points

Conduct and Partnership – 50 points

EVENT TICKETS

NO ADVANCED TICKETS SOLD

TRACTOR PULL

Saturday, July 12 • 7 p.m.

Rodeo Arena

For Information Contact: Kirby Barnes (785) 448-4049

Tickets at the Gate \$15

Children ages 10 years and under are free.

Gates open at 4 p.m.

RANCH RODEO

Tuesday, July 29 • 8 p.m.

Rodeo Arena

For Information Contact: Brant Miller (620) 380-1778

Tickets at the Gate \$5

Children ages 5 years and under are free.

GENERAL RULES AND REGULATIONS

1. Livestock must be owned by the exhibitor; farm product and other articles must be exhibited by the producer or maker.
2. Cattle determined by exhibition staff to have lesions of ringworm, warts or infested with mange will not be permitted to exhibit.
3. Sheep shall:
 - Be free of any signs of “sore mouth.”
 - Be free of any signs of active fungal (ringworm) infection, including club lamb fungus.
4. Goats determined by exhibition staff to have sore mouth, lesions of ringworm, warts or infested with mange will not be permitted to exhibit.
5. The same article or animal will be allowed to compete for only one premium, except for the championship, group prizes and special classes.
6. Exhibits must be entered with the superintendent of the department on Monday of the Fair according to the printed schedule.
7. No consumption of alcoholic beverages in barns and on fairgrounds.
8. All exhibits will remain in place until 11 a.m., Friday of the Fair.
9. All exhibits must come from residents in Anderson, Franklin, Coffey, Allen, Linn, Miami, Osage, Woodson, or Bourbon counties.
10. No article of animal deemed unworthy will be awarded a premium.
11. All open class premiums will be mailed as long as a self-addressed stamped envelope was provided.
12. In no event shall the Anderson County Fair Association or its officers, directors or members be held responsible for any loss or damage to the property or person of the exhibitor or other persons while on the fairgrounds regardless of the cause. All diligence will be used to prevent loss or mishap.
13. The Fair Association reserves the right to have anyone causing disturbance on the fairgrounds removed. The Fair Association also has the authority to withhold premiums and remove entries.
14. In no event shall the Fair Association or its officers, directors or members be held responsible for any injury, theft, loss, death, disease or health problem an animal acquires during transport to and from the fair, or while at the fair.
15. No dogs, cats or other pets, except seeing-eye dogs, hearing assistance dogs, and dogs trained to assist the handicapped, shall be permitted on the fairgrounds during the County Fair, except in the designated areas. In designated areas, pets must be on a leash, contained in living quarters or trailers. Designated areas include in and around the livestock show arena only during the pet show and the trailer parking area. Any animal posing a threat to the safety and enjoyment of fair guests or animal exhibits will be removed.

Grievance Procedure

1. Any complaints shall first be taken to the superintendent. If no agreement is reached, it will be turned over to a three-person grievance committee.
2. A local veterinarian will inspect all animals to see that there is no evidence of contagious or infectious disease at the time of unloading or shortly thereafter.

The Anderson County Fair Association

OPEN BEEF CATTLE - DIVISION A

Superintendent: Bill Pracht

Champion bull each breed
Champion female each breed

1. Date of computing age of beef cattle – September 1.
2. Show order to be determined by superintendent.

Breeds:

- | | |
|--------------|---|
| 1. Angus | 2. Senior calf |
| 2. Charolais | 3. Summer yearling |
| 3. Hereford | 4. Junior yearling |
| 4. Limousin | 5. Senior yearling |
| 5. Simmental | 6. Aged class |
| 6. Shorthorn | 7. Bull calf under one year |
| 7. Other | 8. Bull over one year and under two years |
| | 9. Bull two years old and over |
| | 10. Herd, one male and three females |

Classes:

1. Junior calf

Beef Cattle Display Only Pens

1. Must be pre-entered at the Extension office by July 11. (785) 448-6826.
2. Pens for livestock exhibitors will be available for commercial or registered cattle in the middle cattle barn at the fairgrounds.
Standard pen area will be 12 feet deep and 12 feet long.
Smaller pens will be made available if requested.
Pens will be furnished by the Anderson County Fair Association.
3. Livestock may be exhibited and shown in classes above.
4. All livestock pens are to be cleaned twice daily prior to 6 p.m.
5. Charge for exhibit pens will be \$1 per frontage foot.

OPEN DAIRY CATTLE - DIVISION B

Superintendent: Margie Bunnel

Champion male each breed
Champion female each breed

1. Show order to be determined by superintendent.
2. Lactating cows may be brought to the fair the morning of the show and may leave following the completion of the show.

Breeds:

1. Ayrshire
2. Holstein
3. Jersey
4. Other Breeds

Classes:

1. Junior calf, born after 3/1 current year
2. Heifer calf, 9/1 previous year to 2/28 current year
3. Junior yearling, 3/1 previous year to 8/31 previous year

- | | |
|---|-----------------------------------|
| 4. Senior yearling, 9/1 2-years
previous to 2/28 previous year | 7. Four-year-old cow |
| 5. Two-year-old cow | 8. Aged cow, 5+ years |
| 6. Three-year-old cow | 9. Three best animals |
| | 10. Bull calf, less than 6 months |

OPEN HORSE - DIVISION C

Superintendent: Angela McSpadden

Champion each breed-type at halter

Grand Champion at halter

Champion Performance

1. Open Horse Show will run concurrently with 4-H Horse Show - check schedule in front of book.
2. Horse show dress code will be observed (long pants, long sleeved shirt, hat or helmet, boots, etc.).
3. All horses should be accompanied by a negative EIA (coggins test, issued within 12 months of exhibit). These should be made available to officials at the time of entry or upon request.
4. All classes will be held in accordance with the Kansas 4-H Horse Show Rule Book (even though they are open class).
5. If there are less than 3 participants in a class, the judging may be combined with other groups at the judge's discretion. Participants will still receive individual class awards.
6. Class order will be 4-H, Open, then PeeWee (under 7) as printed in fair book (no showmanship Open and PeeWee).
7. For halter classes only, open class exhibitors must show a different horse than anyone has shown in the 4-H division, except PeeWee.
8. Stock-Type horse breeds are Quarter Horse, Appaloosa, Paint, Buckskin, Palomino, etc.
9. Non-Stock-Type horse breeds are Arabian, Morgan, Thoroughbred, American Saddlebred, etc.

Sections:

Halter:

1. Stock-Type Weanling
2. Stock Type Yearling – 2 year old gelding
3. Stock Type Yearling – 2 year old mare
4. Stock Type 3 years + – gelding
5. Stock Type 3 years + – mare
6. Non-Stock Type Weanling
7. Non-Stock Type Yearling – 2 year old gelding
8. Non-Stock Type Yearling – 2 year old mare
9. Non-Stock Type 3 years + – gelding
10. Non-Stock Type 3 years + – mare
11. Pony Weanling

- | | |
|--|----------------------|
| 12. Pony Yearling – 2 year old gelding | 27. Reining |
| 13. Pony Yearling – 2 year old mare | 28. Trail |
| 14. Pony 3 years + – gelding | 29. Walk Tror |
| 15. Pony 3 years + – mare | 30. Western Pleasure |
| 16. Mule Weanling | |
| 17. Mule Yearling – 2 year old gelding | PeeWee: |
| 18. Mule Yearling – 2 year old mare | 31. Halter |
| 19. Mule 3 years + – gelding | 32. Barrel Racing |
| 20. Mule 3 years + – mare | 33. English Pleasure |
| | 34. Flags |
| | 35. Horsemanship |
| | 36. Pole Bending |
| | 37. Reining |
| | 38. Trail |
| | 39. Western Pleasure |

Performance:

21. Barrel Racing
22. English Pleasure
23. Flags
24. Horsemanship
25. Lead Line
26. Pole Bending

OPEN POULTRY - DIVISION D

Superintendent:

Champion each section under chickens and other
Grand Champion Poultry

1. All poultry must be pre-entered June 9 to July 11 online at <http://andersoncofair.fairentry.com>. This is needed for pen assignment.
2. Poultry must be in place by 8 p.m. on Monday of fair week. Judging will begin at 1:30 p.m. on Tuesday.
3. Any poultry exhibits must meet the Breed Standard as listed in the Poultry Standard of Perfection.
4. Poultry showing symptoms of disease or infection of any type will be denied entrance.
5. Each exhibitor is responsible for the care and feeding of his/her birds.
6. Exhibitors may have up to 20 total birds.
7. Testing for Pullorum disease for exhibition poultry is required every year. A certified tester will be available on a designated date before the fair or individuals can ensure the testing is done and paperwork is provided at the time of entry. Testing is not required for waterfowl or pigeons.

Sections:

Chickens:

1. Large Fowl
2. Bantams
3. Production Pullet Pen
4. Production Hen Pen
5. Meat Pen

Other:

6. Turkeys
7. Ducks
8. Geese
9. Other Poultry

Classes:**Chickens:**

1. Cock, hatched prior to Jan. 1 of current year
2. Cockerel, hatched after Jan. 1 of current year
3. Hen, hatched prior to Jan. 1 of current year
4. Pullet, hatched after Jan. 1 of current year
5. Pens of three, all same sex

Other:

6. Male (tom, drake, gander or cock) less than one year
7. Male (tom, drake, gander or cock) one year or older
8. Female (hen or goose) less than one year
9. Female (hen or goose) one year or older

OPEN RABBITS - DIVISION E

Superintendent:

Champion each breed • Grand Champion Rabbit

1. All rabbits must be pre-entered June 9 through July 11 online at <http://andersoncofair.fairentry.com>. This is needed for pen assignment.
2. Rabbits must be in place by 8 p.m. on Monday of fair week. Judging will begin 15 minutes after the 4-H Swine Show in the Livestock Arena.
3. Only rabbits of outstanding quality, health and vigor will be allowed to enter.
4. Each exhibitor is responsible for the care of his/her rabbits. Two entries per class allowed.
5. Only breeds recognized by the American Rabbit Breeders Association are eligible for Grand Champion rabbit overall and to exhibit at the State Fair.
6. Each rabbit is to be legibly and permanently tattooed in its left ear for identification.
7. Senior rabbits are eight months of age and over for breeds with Intermediate classes, six months and over for all other breeds.
8. Intermediate rabbits are six to eight months of age only for breeds designated with a * or ▲.
9. Junior rabbits are under six months of age all breeds. Designated breeds eligible for pre-junior (under three months).
10. Pre-Junior rabbits are under three months of age only for breeds designated with a *.

Sections:**Breeds:**

- | | |
|---------------------|-----------------------------|
| 1. Checkered Giant* | 6. Lop (English & French ▲) |
| 2. Californian* | 7. Mini Lop |
| 3. Dutch | 8. New Zealand* |
| 4. Flemish Giant ▲ | 9. Rex |
| 5. Himalayan | 10. Satins* |
| | 11. Other Breeds |
| | 12. Crossbred |

13. Argente Brun

Classes:

1. Senior Buck
2. Senior Doe
3. Intermediate Buck (* or ▲ only)
4. Intermediate Doe (* or ▲ only)

5. Junior Buck

6. Junior Doe

7. Pre-Junior Buck (* only)

8. Pre-Junior Doe (* only)

9. Meat Pen

OPEN SHEEP - DIVISION F

Superintendent: Karen Gillespie

Champion Ewe, each breed

Champion Ram, each breed

1. Show order to be determined by superintendent.

Breeds:

1. Dorset
2. Hampshire
3. Southdown
4. Suffolk
5. Other

Classes:

1. Ewe over one year old
2. Ewe under one year
3. Ram over one year
4. Ram under one year
5. Flock (one ram, four ewes)

PEE WEE LIVESTOCK

1. Livestock exhibitors under age 7.
2. Exhibitors may borrow livestock from 4-H, FFA or Open exhibitors.
3. Classes held following 4-H/FFA showmanship for each species.
4. Non-competitive exhibit – just for fun.
5. Exhibitors will receive \$2 per class from the Anderson County Fair Board.

Species:

1. Bucket Calf
2. Dairy
3. Horse
4. Meat Goat
5. Sheep
6. Swine

DEPARTMENT G - BAKING

Superintendents: Connie Thompson, Brenda Stephens, Lou Church

Location: Community Building

Grand Champion and Reserve Grand Champion Ribbon

Champion Ribbons will be given in each class division
if five or more items are exhibited.

1. Exhibitor may enter one exhibit per class.
2. Entries are entered from 1-3 p.m., the first day of the Anderson County Fair.
3. **Exhibit the entire food product with a recipe on a 3" x 5" card.**
4. Baking items must be made by the exhibitor.

5. Food exhibits must be placed in food grade plastic bags. Exhibits in plastic wrap will not be accepted.
6. Perishable foods are not allowed. Perishable foods are those with custard and cream cheese type fillings and frosting or foods requiring refrigeration. For more details, contact the Extension Office at 785-448-6826 for the publication 4H712 - *Food Safety Recommendations for Safe Fair Exhibits*.
7. **No cupcake liners or papers can be used.**
8. Champion and Reserve Grand Champion entries will be displayed for the entire fair. You may pick up exhibits and ribbons when exhibits are released on Friday.
9. Superintendents can add fair classes for quality exhibits when there are no appropriate classes.

Yeast Bread Classes:

1. Loaf of White or French
2. Loaf of Whole Wheat
3. Dinner Rolls, 3 on a plate
(other than whole wheat)
4. Whole Wheat Rolls, 3 on a plate
5. Cinnamon Rolls, 3 on a plate
6. Holiday Bread
7. Breads Produced in a
Bread Machine
8. Miscellaneous Yeast Bread

Quick Breads Classes:

9. Banana, Nut, Zucchini
10. Muffins, 3 on a plate
11. Biscuits, 3 on a plate
12. Cornbread, entire product
13. Miscellaneous Quick Bread

Cakes and Cupcake Classes:

14. Unfrosted Angel Food,
top side up
15. Unfrosted Chiffon Cake,
top side up
16. Cake, frosted, any flavor
17. Bundt Cake, any flavor
18. Miscellaneous Cake,
frosted or unfrosted
19. Cupcakes, 3 on a plate,
decorated or frosted

Cookies – 3 on a plate

20. No Bake Cookies, any kind,

3 on a plate

21. Chocolate Chip Cookies,
3 on a plate
22. Peanut Butter Cookies,
3 on a plate
23. Sugar Cookies, 3 on a plate
24. Oatmeal Cookies, 3 on a plate
25. Brownies, 3 on a plate
26. Bar Cookies, any kind not listed,
3 on a plate
27. Party or Holiday Cookies,
3 on a plate
28. Miscellaneous Cookies,
3 on a plate
29. Modified Cookie Recipe (reduced
calories, sodium, or fat). Submit
original recipe and modified
recipe on a 3" x 5" card, 3 on a
plate
30. Snickerdoodles, 3 on a plate

Two Crust Pies

31. Apple
32. Cherry
33. Peach
34. Berry, any kind
35. Miscellaneous, any fruit pie
not listed

Candies – four pieces on a plate

36. Fudge
37. Brittle

- 38. Dipped Candy
- 39. Miscellaneous Candy

Junior (10 years and younger)

- 40. Yeast Bread, any type
- 41. Dinner Rolls, 3 on a plate
- 42. Cinnamon Rolls, 3 on a plate
- 43. Quick Bread, any type
(zucchini, banana, nut)
- 44. Muffins, 3 on a plate
- 45. Biscuits, 3 on a plate
- 46. Candy, 4 pieces on a plate
- 47. Cupcakes, 3 on a plate,
decorated or frosted
- 48. Bundt Cake, frosted, any kind,
entire product
- 49. Trail Mix – 1½ cups in a
Ziploc bag
- 50. No-Bake Cookies, 3 on a plate
- 51. Peanut Butter Cookies,
3 on a plate
- 52. Snickerdoodle Cookies,
3 on a plate
- 53. Chocolate Chip Cookies,
3 on a plate
- 54. Sugar Cookies, 3 on a plate
- 55. Miscellaneous Drop Cookie,
any kind, 3 on a plate
- 56. Bar Cookie, any kind, 3 on a
plate
- 57. Brownies, 3 on a plate
- 58. Oatmeal Cookies, 3 on a plate
- 59. Fudge
- 60. Miscellaneous Candy
- 61. Pie, any fruit
- 62. Miscellaneous Exhibit,
not listed above
- 63. Decorated Cake, not Styrofoam

Teens (11 years to 18 years)

- 64. Yeast Bread, any type
- 65. Dinner Rolls, 3 on a plate
- 66. Cinnamon Rolls, 3 on a plate
- 67. Quick Bread, any type
(zucchini, banana, nut)

- 68. Muffins, 3 on a plate
- 69. Biscuits, 3 on a plate
- 70. Candy, 4 pieces on a plate
- 71. Cupcakes, 3 on a plate,
decorated or frosted
- 72. Cake, frosted, any kind, entire
product
- 73. No-Bake Cookies, 3 on a plate
- 74. Drop Cookie, any kind,
3 on a plate
- 75. Bar Cookie, any kind, 3 on a
plate
- 76. Sugar Cookies
- 77. Oatmeal Cookies
- 78. Brownies, 3 on a plate
- 79. Pie, any fruit
- 80. Miscellaneous Exhibit,
not listed above
- 81. Decorated Cake, not Styrofoam
- 82. Trail Mix – 1½ cups in a
Ziploc bag

Exhibitors Living in a Care Facility

- 83. Muffins, 3 on a plate
- 84. Oatmeal Cookies, 3 on a plate
- 85. Chocolate Chip Cookies,
3 on a plate
- 86. Drop Cookie, not listed,
3 on a plate
- 87. Bar Cookie, not listed,
3 on a plate
- 88. No-Bake Cookie, 3 on a plate
- 89. Miscellaneous Exhibit,
not listed above

King Arthur Flour

- 90. King Arthur Baking Contest
Class
(All ages - See following rule)

KING ARTHUR FLOUR BAKING CONTEST



COFFEE CAKE

All ages, youth & adult

— 2025 PRIZES —

ADULT PRIZES:

1st place: \$75 gift card to the Baker's Catalogue kingarthurfLOUR.com

2nd place: \$50 gift card to the Baker's Catalogue kingarthurfLOUR.com

3rd place: \$25 gift card to the Baker's Catalogue kingarthurfLOUR.com

YOUTH PRIZES:

1st place: \$40 gift card to the Baker's Catalogue kingarthurfLOUR.com

2nd place: \$25 gift card to the Baker's Catalogue kingarthurfLOUR.com

3rd place: King Arthur Tote Bag

Contest Rules:

1. Exhibitors must use King Arthur Flour to be eligible to win prizes. Exhibitor must bring the open bag of King Arthur Flour or submit a UPC label from the flour bag when entering the yeast bread.
2. Exhibitor must have a legible recipe. Directions for preparing the recipe must be clear; measurements should be in level cups, tablespoons, teaspoons or fractions thereof; also include pan size, cooking temperature, number of servings and any other pertinent information.
3. Upon submission, recipes will become property of the Anderson County Fair and King Arthur Flour, which reserves the right to edit, adapt, copyright, publish and use for publicity, promotion, advertising without compensation.
4. Criteria for King Arthur Flour Baking Contest Yeast Bread:
Taste - 50 points, Overall Appearance + Creativity 25 points
and Texture 25 points, for a total of 100 points.

DEPARTMENT H – OPEN CRAFTS

Superintendent: Becky King

Location: Community Building

Grand Champion and Reserve Grand Champion Ribbon

*Special Award, \$25 In Memory of Bernetta Bach
donated by Becky King - Best Overall of Any Craft*

1. Exhibitor may enter one exhibit per class.
2. Entries are entered from 1-5 p.m., Monday, July 28.
3. Articles must be made during the last year and never shown at the Anderson County Fair.

4. Exhibits must be made by the exhibitor.
5. Paintings, pictures, and drawings must be framed or matted with tab for hanging.
6. Superintendents can add fair classes for quality exhibits when there are no appropriate classes. Superintendents can also divide a large class into smaller classes.

Adult Division (18 years and older):

1. Watercolor, mounted or framed
2. Mixed Media and Prints, mounted or framed
3. Charcoal or Pencil Drawing, mounted or framed
4. Pastel or Crayon Drawing, mounted or framed
5. Sculpture (wood, clay, etc)
6. Ceramics
7. Jewelry, any kind
8. Leather Craft
9. Scrapbook/Photo Album
10. Original Handmade Greeting Card
11. Recycled Craft Item (explain craft)
12. Miscellaneous Craft Item
13. Tie Dye items
14. Macrame/stained glass wall hanging
15. Hand crafted paper journal
16. Wood carvings
17. Item made from gourd
18. Diamond painting
19. Yard art
20. Framed puzzle
21. Oil painting
22. Acrylic painting

Youth Division (ages 13 to 17)

23. Decorated picture frame, any kind
24. Paper Craft, any kind
25. Craft using beads
26. Painted clothing item
27. Tie Dye items
28. Lego Designs
29. Sun Catchers

30. Watercolor, mounted or framed

31. Mixed media and prints, mounted or framed
32. Charcoal or pencil drawing, mounted or framed
33. Pastel or Crayon drawing, mounted or framed
34. Sculpture (wood, clay, etc)
35. Ceramics
36. Jewelry, any kind
37. Leather craft
38. Recycled craft item (explain craft)
39. Miscellaneous craft
40. Scrapbook/Photo Album
41. Greeting cards/Scrapbook style
42. Item made from duct tape
43. Rocket
44. Sock craft
45. Wood project

Youth Division (up to age 12)

46. Decorated picture frame, any kind
47. Paper Craft, any kind
48. Craft using beads
49. Painted clothing item
50. Tie Dye items
51. Lego Designs
52. Sun Catchers
53. Watercolor, mounted or framed
54. Mixed media and prints, mounted or framed
55. Charcoal or pencil drawing, mounted or framed
56. Pastel or Crayon drawing, mounted or framed
57. Sculpture (wood, clay, etc)
58. Ceramics

59. Jewelry, any kind
60. Leather craft
61. Recycled craft item
(explain craft)
62. Miscellaneous craft
63. Scrapbook/Photo Album
64. Greeting cards/Scrapbook style
65. Item made from duct tape
66. Rocket
67. Sock craft
68. Wood project

70. Painted Article
71. Jewelry, any kind
72. Paper Craft, any kind
73. Scrapbook/Photo Album
74. Recycled Craft Item (explain
craft)
75. Miscellaneous Craft Item
76. Craft Not Listed Above
77. Finger painting
78. Wood stick projects
79. Framed puzzle

Exhibitors Living in a Care Facility

Classes:

69. Decorated Picture Frame

FARM, ORCHARD AND GARDEN PRODUCTS – DIVISION I

Superintendents: Gayla Corley and Gaylene Comfort

Location: Quonset Hut

Garden Display, Farm Display and Scarecrow –
1st \$12.50 • 2nd \$7 • 3rd \$5

1. All farm exhibits must be products of 2025 except soybeans harvest in 2024.
2. No exhibitor can make more than one entry in any one class number.
3. Small grain and silage to be shown in ½ gallon jars.

Crop Classes:

1. Wheat grain, any named variety
2. Oats grain, any named variety
3. Corn grain
4. Soybean grain
5. Grain Sorghum grain (milo)
6. Brome seed
7. Silage, ½ gallon jar
8. Corn, 10 ears (any color)
9. Grain sorghum, 10 heads
10. Soybeans, bundle four inches
11. Corn, longest single ear
12. Corn, best single ear
13. Corn stalk, tallest with ear of
corn
14. Popcorn, 10 ears (any color)
15. Brome grass hay (flake tied)

16. Alfalfa hay (flake tied)
17. Red clover hay (flake tied)
18. Native grass hay (flake tied)
19. Hay display, 3-5 different
varieties of hay (flakes tied)

Garden Classes:

20. Bell peppers, five
21. Habanero peppers, five
22. Mango peppers, five
23. Jalapeño peppers, five
24. Chili peppers, five
25. Banana peppers, five
26. Anaheim peppers, five
27. Peppers, collection of six with
three different named varieties
(1 hot and 1 sweet)
28. Garlic bulbs, five

29. Yellow onions, five
30. White onions, five
31. Red onions, five
32. Green onions, five
33. Red potatoes, five
34. White potatoes, five
35. Sweet potatoes, five
36. Sweet corn, five ears
37. Red tomatoes, five
38. Roma tomatoes, five
39. Yellow tomatoes, five
40. Salad tomatoes, ten
41. Turnips, five
42. Carrots, five
43. Cucumbers, five
44. Okra, five
45. Parsnips, five
46. Beets, five
47. Green beans, ten pods
48. Lima beans, ten pods
49. Pumpkin
50. Miniature pumpkins, three
51. Misc. vegetable not mentioned above
52. Painted/decorated fall pumpkin squash (may be grown or purchased)
53. Unusual vegetable in size or shape
54. Cabbage
55. Watermelon
56. Muskmelon
57. Summer squash
58. Winter squash
59. Eggplant
60. Largest watermelon, by weight
61. Largest pumpkin or squash, by weight
62. Red apples, five
63. Yellow apples, five
64. Other apples, five
65. Crabapples, five
66. Pears, five
67. Plums, five
68. Peaches, five
69. Grapes, ten
70. Blackberries, ten
71. Gourds, collection (assortment) of 3-5 gourds
72. Heirloom tomato, five

Sunflower Classes:

73. Oil sunflowers, three heads (named)
74. Sunflower, largest tame head
75. Tallest sunflower

Display Classes:

76. Garden display, 5-7 items all grown by exhibitor
77. Farm display, 3-5 items all grown by exhibitor
78. Old fashioned scarecrow (traditional made from straw/hay)

Honey Guidelines:

1. Exhibitor must produce all honey.
2. All jars must be glass, plain and free of labels. No inner seal in lids.
3. Judging criteria will follow state fair guidelines.
4. Extracted honey: Also known as strained honey is honey that has been separated from the comb by centrifugal force, gravity, straining or other means. Shall consist of 3 one-pound Queen line or Classic glass jars.
5. Chunk honey: Shall consist of 1 strip of cut comb (full length of jar) in three 1 lb. round glass jars.
6. Comb honey: Three “rounds,” “cassettes” (clear lids both sides, no pressure sensitive label), or “Basswood sections” (cardboard carton with window, no producer’s name or address).

7. Cut Comb honey: Three comb honey cut and placed in commercial plastic comb honey boxes (4x4).
8. Crystallized/Creamed honey: Shall consist of three glass jars between 8 oz. and 16 oz.; all jars must be the same.
9. Beeswax: 3 lb. block, geometric shape, not decorative, smooth surface top and bottom.
10. Beeswax candles: four molded or dipped candles. No non-beeswax enhancement allowed, except wick.
11. Art Design in Beeswax: Entries must be 2 pounds minimum weight, 100% beeswax; may be more than one piece but must be firmly joined together; may be in case, both sides visible.
12. Youth entries age 18 and under.

Honey Classes:

- | | |
|---------------------------------|--|
| 79. Liquid, light colored honey | 86. Art design in beeswax |
| 80. Liquid, dark colored honey | 87. Frame of honey – shallow or medium depth |
| 81. Comb honey | 88. Youth – Extracted honey, light |
| 82. Cut comb honey | 89. Youth – Extracted honey, dark |
| 83. Crystallized/Creamed honey | 90. Youth – Frame of honey (shallow or medium depth) |
| 84. Beeswax | |
| 85. Beeswax Candles | |

DEPARTMENT J - FIBER ARTS/TEXTILES

Superintendent: Carol Ann Feuerborn

Location: Community Building

Grand Champion and Reserve Grand Champion Ribbon

Special Award \$25 In Memory of Joleata Kent donated by Becky King – Most Uniqueness & Perfection of any Article

1. Exhibitor may enter two exhibits per class.
2. Entries are entered from 1 p.m. to 5 p.m., first day of the Anderson County Fair.
3. Articles must be made during the last year and never shown at the Anderson County Fair.
4. Exhibits must be made by the exhibitor.
5. Superintendents can add fair classes for quality exhibits when there are no appropriate classes.

Knitting Division:

1. Knitted Afghan, any design
2. Knitted sweater
3. Knitted hat or scarf
4. Knitted doll clothes
5. Knitted article for home use
6. Knitted dish cloth

7. Knitted miscellaneous

Crocheting Division:

8. Crocheted Afghan, any design
9. Crocheted Afghan, ripple stitch
10. Crocheted Afghan, shell stitch
11. Crocheted purse
12. Crocheted hat

13. Crocheted scarf
14. Crocheted doll clothes
15. Crocheted doily, small to medium
16. Crocheted doily, large
17. Granny square project, any kind
18. Crocheted table cover
19. Crocheted pot holder
20. Crocheted dish cloth
21. Crochet casserole carrier
22. Crocheted miscellaneous article or item

Embroidery Division:

23. Embroidery, pillow case
24. Embroidery, table runner
25. Embroidery, doilies
26. Embroidery, tea towel
27. Cross stitch, wall art sampler
28. Cross stitch, pillowcase
29. Cross stitch, table runner
30. Cross stitch, tea towel

Stuffed Dolls, Toys,

Animals Division:

31. Doll, stuffed (rag, animals, crocheted dolls)

Holiday Decorations Division:

32. Christmas tree skirt
33. Holiday decorations handmade
34. Holiday stocking
35. Holiday felt/sequin project
36. Holiday pillow
37. Holiday wall hanging, any kind
38. Holiday ornaments

Rug Division:

39. Knitted rug
40. Crocheted rug
41. Latch hook rug
42. Hook rug
43. Miscellaneous rug
44. Braided Run

Hooked Division:

45. Wall hanging

46. Pillow
47. Holiday Article or item
48. Miscellaneous article or item
49. Punch needle
50. Yarn Project

Wool Division:

51. Wool footwear
52. Wool hat/mittens
53. Wool, miscellaneous
54. Wool novelty set
55. Wool pillow
56. Wool scarf
57. Wool sweater
58. Wool spinning wheel projects
59. Wool tree
60. Wool wreath

Denim Division:

61. Denim, accessorized jeans jacket
62. Denim, jeans
63. Denim, miscellaneous
64. Denim, pillow
65. Denim, potholder
66. Denim, rug

Miscellaneous Items Division:

67. Table cover, any kind
68. Simple quilt
69. Placemats

Youth Division

(15 years or younger):

70. Pillow
71. Special pillow case
72. Miscellaneous pillow case
73. Dress
74. Blouse or skirt
75. Crocheted article
76. Knitted article
77. Purse or bag
78. Miscellaneous item not listed

PeeWee Division

(8 years and under):

79. Blouse, skirt, shorts
80. First Sewing Project

81. Purse or Bag
82. Special Pillow Case
83. Pillow Case
84. Miscellaneous Pillow Case
85. Crochet Article
86. Knitted Article

Exhibitors Living in a Care Facility Classes:

87. Crocheted article
88. Knitted article
89. Embroidered article
90. Potholder
91. Item made from fabric
92. Miscellaneous item not listed
93. Baby blanket, any type

DEPARTMENT K – FLORICULTURE

Superintendent: Erin Miller

Location: Community Building

Champion Ribbons will be given for Specimens; Collections;
Artistic Arrangement; Potted Plants; and Junior.

1. Exhibitor may enter one exhibit per class.
2. Entries are entered from 1 p.m. to 5 p.m., first day of the Anderson County Fair.
3. Exhibits will remain in place until 11 a.m. on the last day of the county fair.
4. Horticulture specimens and collections must have been grown by the exhibitor.
5. Potted plants must be owned by the exhibitor for 90 days before the county fair.
6. Pots cannot be over 18" in diameter.
7. Flowers in arrangements may be obtained elsewhere but must be arranged by the exhibitor.
8. Horticulture specimens must be entered in bottles except Collections. Please attach card giving variety of specimens, if known.

Awards will be made as the judges consider appropriate.

Hybrid Tea Roses Division,

One Stem

10. Single color
11. Two-toned

Multiflora Roses Division

12. Floribunda
13. Grandiflora

Any Other Rose Division

14. Miniature

Day Lilies Division – one scape

15. Single color
16. Blends
17. Petite

18. Other

Perennial Division

19. Sedum
20. Ornamental Grass
21. Shrub
22. Perennial, Not Listed
23. Large Dahlia, any color
24. Small Dahlia, any color
25. Gladiolus, any color

Annual Division

26. Single Zinnia
27. Single Marigold
28. Single Annual not listed

Collections Division – may be same color or variety of colors

- 29. 5 Large Zinnia
- 30. 5 Medium Zinnia
- 31. 5 Small Zinnia
- 32. 5 Large Marigold
- 33. 5 Medium Marigold
- 34. 5 Small Marigold
- 35. Wild flowers – 5
- 36. Annual flowers not listed, 5
- 37. Perennial flowers not listed, 5

Arrangement Division

- 38. Come for Coffee – coffee table
- 39. Drifting Along – decorative wood
- 40. Company Comin’ – informal luncheon
- 41. Country Kitchen
- 42. Design Using a Feature
- 43. Green Thumb – all green
- 44. Design Using Antique Container
- 45. Kansas the Grain State
- 46. Good Ol’ Summertime
- 47. Arrangement not listed
- 48. Fairy garden
- 49. Small Wonders – miniature not over five inches
- 50. Wild Flower Arrangement
- 51. A Design Using Bottles

Potted Plants Division

- 52. Foliage Plants
- 53. Indoor Vining Plants
- 54. Planter – more than one plant

- 55. Cactus
- 56. Succulents
- 57. Ferns
- 58. Any Plant not listed
- 59. African Violets
- 60. Single, any color
- 61. Double, any color
- 62. Miniature

Collection Division Jr (16 yrs. or younger) – horticulture specimens must be grown by exhibitor, may be same color or variety of colors

- 63. Five Large Zinnias
- 64. Five Medium Zinnias
- 65. Five Small Zinnias
- 66. Five Large Marigolds
- 67. Five Medium Marigolds
- 68. Five Small Marigolds
- 69. Five Annual not listed
- 70. Five Perennial not listed

Arrangement Division Jr (16 yrs or younger) – need not be grown by exhibitor. Exhibitor has complete freedom to choose plant material and other components

- 71. Back to School
- 72. Miniature – not over eight inches
- 73. Holiday arrangement
- 74. Wildflowers
- 75. Using Kansas Prairie Grasses
- 76. Fairy Garden
- 77. Designers Choice
- 78. Wreath or swag using dried

flowers or silks

DEPARTMENT L - FOOD PRESERVATION

Superintendents: Mary Ann Umbarger and Carla Ewert

Location: Community Building

Grand Champion and Reserve Grand Champion Ribbon

- 1. Exhibitor may enter one exhibit per class.
- 2. Entries are entered 1 p.m. to 3 p.m., first day of the Anderson County Fair.

3. Exhibits must be processed in clean, clear standard canning jars with two-piece lids. Do not use colored jars, fancy padded lids, fabric oven wraps or cozies as they interfere with the judging process. No mayonnaise jars will be accepted. No fancy packs unless recipes states to do so (ex. Pickled asparagus). Jars must be sealed when entered. For food safety reasons, the size of the jars used must not be larger than the jar size stated in the recipe (ex. Salsa is canned in pint jars only, no quarts). Rings must be free of rust. Judges have the right to open a jar during the judging process.
4. Each exhibit must have the complete recipe attached with the entry card. Recipe should include exhibitor name and recipe source. Each jar should also be labeled. You may need to make a label using an adhesive mailing label. The label needs in include the product, altitude where processed, canning method (pressure canner or water bath cooker), process time, pressure (psi), and date processed. **Labels are also available at the Extension Office before fair or at time of entry from the Superintendent.**
5. Recipes must be from current, tested resources and need to be adjusted for altitude based on your processing location. Processing methods that will be disqualified include open kettle canning, oven canning, sun canning, and using electric multi-cookers. For questions about recipes or if needing recipe sources, contact the Extension Office.
6. Dried food products must be displayed in a canning jar. Suggested amount: $\frac{1}{3}$ – $\frac{1}{2}$ cup, or three or four pieces per exhibit. All meat jerky must be heated to an internal temperature of 160 degrees F before and after drying. This is not the drying temperature. Dried products must include the recipe, preparation steps and heating instructions. Jerky not heated to an internal temperature of 160 degrees Fahrenheit will be disqualified and not be judged. Heating information can be found in “Dry Meat Safely at Home” – www.ksre.ksu.edu/bookstore/pubs/MF3173.pdf
7. The USDA Complete Guide to Home Canning (2015) and So Easy to Preserve, 6th edition (University of Georgia) will be used for proper processing requirements.

Canned Fruit –

Water Bath Method

1. Apples
2. Applesauce
3. Apricots
4. Cherries
5. Peaches
6. Pears
7. Rhubarb
8. Gooseberry

9. Miscellaneous Fruit, not listed

Preserves – Water Bath Method

10. Tomato
11. Cherry
12. Peach
13. Strawberry
14. Mixed Fruit
15. Miscellaneous Fruit Preserves, not listed

Jellies – Water Bath Method

16. Apple, any kind
17. Berry, any kind
18. Grape
19. Plum
20. Strawberry
21. Miscellaneous Fruit Jelly,
not listed

Jams or Butters – Water Bath Method

22. Apple Butter
23. Peach Butter
24. Miscellaneous Fruit Butter,
not listed
25. Strawberry Jam
26. Peach Jam
27. Blackberry Jam
28. Miscellaneous Fruit Jam,
not listed

Tomato or Tomato Products – Water Bath Method

(Tomato Products containing low acid
vegetables – Pressure Canner, Method)

29. Tomatoes, whole or cut
30. Tomato Juice
31. Catsup
32. Salsa
33. Sauce (chili, pizza, taco,
spaghetti)
34. Miscellaneous Tomato Product,
not listed

Pickles and Relishes – Water Bath Method

35. Cucumber, sweet
36. Cucumber, dill
37. Bread and Butter Pickles
38. Cucumber Relish
39. Corn Relish

40. Pickled Beets
41. Pickled Okra
42. Pickled Vegetables, any kind
43. Pickled Peaches
44. Mixed Pickles
45. Pickled Fruit, any kind
46. Miscellaneous Pickle Product
47. Miscellaneous Relish

Canned Vegetables – Pressure Canner Method

48. Beans, wax or green
49. Beets
50. Carrots
51. Corn
52. Peas
53. Potatoes
54. Mixed Vegetables
55. Miscellaneous Vegetables

Canned Meats – Pressure Canner Method

56. Beef
57. Pork
58. Poultry
59. Wild Game
60. Fish
61. Other Meat

Dried Foods: Dried food products must be displayed in a canning jar

62. Dried Fruit
63. Dried Vegetables
64. Beef Jerky *Procedure to make
Beef Jerky should meet
guidelines in
So Easy to Preserve Book
65. Fruit Leather
66. Soup Mix
67. Dried Herbs
68. Miscellaneous

DEPARTMENT M - PHOTOGRAPHY

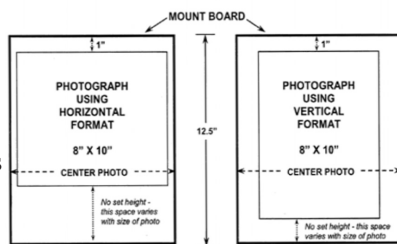
Superintendent: Mary Cubit

Location: Community Building

Grand Champion and Reserve Grand Champion Ribbon

1. Exhibitor may enter one exhibit per class.
2. Entries are entered from 1 p.m. to 5 p.m., first day of the Anderson County Fair. They are judged at 1 p.m. on the second day of the Fair.
3. Photos must be taken during the last year and never shown at the Anderson County Fair.
4. Black and white and/or color photos will be accepted in all classes.
5. Photography enlargements must be no larger than 8" x 10" and no smaller than 7" x 9". Photos are to be mounted on 11" x 12½" studio mat (available from the Extension Office for a small fee), or heavy poster board. Photos should not be framed. Trim all white from photo edge. **Photos are to be mounted across the 11" dimension of an 11" x 12½" photo mat from the Extension Office. The top edge of the photo must be 1" down from the top of the photo mat. Sides of the enlargement photo should be equal distance from the edges of the photo mat.** Remove white border from enlargement prints. A permanent mount should be made by using photographic adhesive available at the Extension Office. See illustration.
6. Exhibitor's name, address, and phone number must be written on the back of the heavy poster board or mat. No lettering on the front of the photo.
7. Photos must be displayed in 2 gallon plastic bags or plastic sleeves sold at the Extension Office. **DO NOT SEAL** the sleeve prior to fair entry.

PHOTO DISPLAY INSTRUCTIONS



NOTE: Use only adhesives designed for permanent photography mounting. Do not use rubber cement or other household glues (white glue, etc.).

Classes:

1. Portrait
2. Nature
3. Humorous
4. Animal
5. Farm Theme
6. Vacation Memories
7. Miscellaneous Composition
8. Photo Story, 3-7 prints no smaller than 3"x 5" arranged on a mat board or large piece of poster board. Please write picture captions on one 3"x 5" note card briefly; attach with paper clip to picture board.
9. Photo Album, Portfolio of exhibitor's works during the current year. Photos should have captions.
10. Digital Manipulated Photo – Manipulation does not include normal cropping, enlargement,

or color intensity treatment.

11. Special Photos of Anderson County: *The Anderson County Fair: Something to Crow About!*

Special prize money given to top exhibits in Class 11.

1st \$30 • 2nd \$25 • 3rd \$20 • 4th \$15
5th \$10 by Anderson County Fair Board.

Local Conservation Photo Contest in conjunction with the Anderson County Fair OPEN CLASS

PHOTOGRAPHY - 18 and under only

The Anderson County Conservation District will sponsor the BEST CONSERVATION PHOTO; (Open class) and provide a cash prize to the top 4 photos in the junior division (18 and under) at the Anderson County Fair. The winning photo of the Junior Division will also be entered into the Kansas Association of Conservation District (KACD) State contest with possibility for additional cash prize at the KACD Contest. To participate in the Anderson County Conservation Districts Conservation Photo Contest entries must follow all rules as printed in the Anderson County Fair book that pertain to open class photography.

Subject matter must be CONSERVATION PRACTICES (such as cover crops, waterways, terraces, pollinators, pest management, wildlife habitat, water quality and soil health). The winning photograph must be surrendered to the Anderson County Conservation District by August 14, 2025 for submission to the KACD contest. The photographer and a parent will be required to sign a release form for KACD.

- Photos must have been taken between August 1 of the previous year and July 1 of the current year
- Minor digital enhancements for cropping, red eye removal, filters and corrective functions are permitted; but images that have been altered in any significant manner will be disqualified
- Previously published photos may not be entered
- Upon surrendering winning photo to the Anderson County Conservation District, the photographer must also provide a typed brief description of photo; date and location photo was taken; entrants name, age. Address; and the words ANDERSON COUNTY and slide this paper into the plastic sleeve with the photo. PHOTO RELEASE FORM (on attached page) must be completed and placed in the plastic sleeve with each phot as well
- The Conservation District Office is located in the USDA Service Center at 111 N. Maple St. in Garnett.

DEPARTMENT N - QUILTS

Superintendents: Pieces & Patches Quilt Guild

Location: Community Building

Grand Champion and Reserve Grand Champion Ribbon for Hand Quilted
Grand Champion and Reserve Grand Champion Ribbon for Machine Quilted

1. Quilts will be entered from 1 p.m. to 5 p.m. on Monday, July 28.
2. Exhibitor may enter one exhibit per class; quilt must be finished in the last year.
3. Quilts must be the work of the exhibitor; the exception is for group projects or machine quilting.
4. Superintendents can add fair classes for quality exhibits when there are no appropriate classes.
5. The Anderson County fair board and fair volunteers will use every precaution for the safe preservation of all quilt exhibits; it must be understood that fair board and volunteers will not be responsible nor accountable for loss or injury. If insurance is desired, it is the responsibility of the exhibitors to make their own arrangements with an insurance company.

Display Quilts Only – *These quilts are displayed and not evaluated by the judge for prizes.*

Special Awards sponsored by Pieces & Patches Quilt Guild

\$25 Award for Champion Pieced and Hand Quilted Quilt

\$15 Award for Reserve Champion Pieced and Hand Quilted Quilt

\$25 Award for Champion Pieced and Machine Quilted Quilt

\$15 Award for Reserve Champion Pieced and Machine Quilted Quilt

A – Machine Quilted

maximum)

B – Hand Quilted Quilts

completed by one person

- | | |
|---|--|
| 1. Original Picture or Design | 14. Wall Quilt (any size) |
| 2. Appliquéd, any design | 15. Crib or Carriage Quilt (45"x60" maximum) |
| 3. Pattern Quilting Whole Cloth | 16. Quilted Tablecloth |
| 4. Embroidered | 17. Quilted Table Runner and/or Topper |
| 5. Machine Embroidery | 18. Quilted Placemat Set |
| 6. Cross Stitch | 19. Quilted Potholders, Coaster Set, Pin Cushion |
| 7. Piecework | 20. Quilted Christmas Articles |
| 8. Paper Piece Quilt – any size | 21. Quilted Pillows |
| 9. Beginners Quilt – First Quilt Made, any design | 22. Miscellaneous Quilted Articles |
| 10. Holiday Quilt – any size | 23. Any Quilted Article of Clothing |
| 11. Pre-Printed Fabric Quilt | 24. Piece done by youth 18 years old or under |
| 12. Other Quilt Than Classified | |
| 13. Miniature Quilt, (24"x24" | |

Quilts completed by more than one person

25. Original picture or design
26. Appliquéd, any design
27. Pattern Quilting (whole cloth)
28. Embroidered
29. Machine Embroidery
30. Cross Stitch
31. Piecework
32. Paper Piece Quilt – any size
33. Beginners Quilt –
First Quilt Made, any design
34. Holiday Quilt – any size
35. Pre-Printed Fabric Quilt
36. Other Quilt Than Classified
37. Miniature Quilt (24"x24"
maximum)
38. Wall Quilt - any size
39. Crib or Carriage Quilt
(45"x60" maximum)
40. Quilted Tablecloth
41. Quilted Table Runner and/or
Topper
42. Quilted Placemat Set
43. Quilted Potholders,
Coaster Set, Pin Cushion
44. Quilted Christmas Articles
45. Quilted Pillows
46. Miscellaneous Quilted Articles
47. Any Quilted Article of Clothing
48. Piece done by youth
18 years old or under

CALLING ALL QUILTERS

Quilt and Fair Theme: The Anderson County Fair: Something to Crow About!

Two 9-inch by 22-inch prewashed challenge fabrics will be available for purchase at Country Fabrics, 108 E. 5th Ave., Garnett, KS 66032

BLOCK SIZE 12½" SQUARE UNFINISHED

- Do not design block on point; keep block straight.
- Do not quilt block.
- Block may be traditional design or an original design, pieced by hand or machine.
- Blocks are to be completed by sewing pieces of material together.
- Blocks may be appliqued, paper pieced, traditionally pieced, or a combination of techniques may be used.
- Blocks may have some embroidery.
- Three-dimensional work (padding) is not permitted.
- Block must include the two challenge fabrics - include background fabric of your own choice and as many other colors of fabric as you wish.
- **Please prewash the fabrics that you add.**
- Blocks will be judged 50% on workmanship and 50% originality.
- There is no limit to the number of blocks you enter, however only one of your blocks submitted will receive a placing.
- **Attach an index card with a statement about how the block supports the quilt theme!!**
- Decisions of the 2025 Anderson County Fair quilt judge will be final.

Quilters under the age of 18

1st place: Champion Ribbon and \$30

2nd place: Reserve Champion Ribbon and \$25
3rd place: 1st place blue ribbon and \$20
4th place: 2nd place blue ribbon and \$15
5th place: 3rd place blue ribbon and \$10

Quilters over the age of 18

1st place: Champion Ribbon and \$30
2nd place: Reserve Champion Ribbon and \$25
3rd place: 1st place blue ribbon and \$20
4th place: 2nd place blue ribbon and \$15
5th place: 3rd place blue ribbon and \$10

Blocks must be entered at the Anderson County Fair located in the North Lake Park, Garnett, KS.

All blocks become the property of the Anderson County Fair Association. Blocks will be on display during the 2025 Anderson County Fair. Quilt blocks will be made into a quilt by 4-Hers with the guidance of local quilters. Proceeds will be donated to the \$1000 Anderson County 4-H scholarship. Quilting by Megan Drumm, Waverly Fabric Studio, Waverly, KS

OPEN CLASS PREMIUMS

Large Livestock: Blue – \$5 • Red – \$4 • White – \$3

Small Livestock (Poultry & Rabbits):

Blue – \$2.50 • Red – \$2 • White – \$1.50

Non-Livestock: Blue – \$2.50 • Red – \$1.50 • White – \$1

4-H & FFA PREMIUMS

Large Livestock: Blue – \$5 • Red – \$4 • White – \$3

Small Livestock (Poultry & Rabbits):

Blue – \$2.50 • Red – \$2 • White – \$1.50

Non-Livestock: Blue – \$2.50 • Red – \$1.50 • White – \$1



Lake Region Solid Waste Authority

SUSTAINABILITY AWARD NOMINEE

To be eligible for the Sustainability Award, 4-H, FFA, and Open Class members will need to declare their project as a nominee. Once nominated, their project will be judged by the Lake Region Solid Waste Authority. Entries will be judged based on the following:

- Illustrates the benefits of recycling and/or use of recycled materials
- Encourages household composting
- Promotes waste reduction and /or landfill diversion

K-STATE
Research and Extension



Frontier
District



4-H AND FFA WORK



K-State Research and Extension Frontier Extension District

Jessica Flory, District Extension Agent, 4-H Youth Development

Jeanette Stinebaugh, District 4-H Program Manager, Anderson County

Chelsea Richmond, District Extension Agent, Family & Consumer Sciences

Ryan Schaub, District Extension Agent, Crop Production & Farm Management

Kansas FFA Organization

Jeff Gillespie, Anderson County Chapter FFA Advisor

Zach Edgerton, Crest Chapter FFA Advisor

See General Rules

1. Competitions open only to bonafide 4-H Club members and FFA members of Anderson County.
2. All exhibitors must be 7-18 years old on Jan. 1 of the current year. Youth whose 19th birthday comes before Jan. 1 of the current year are ineligible to compete in county, state, or national contest, awards or recognition programs.
3. All 4-H/FFA exhibitors must be pre-entered by July 11 or they will incur a \$25 late fee. Entries will NOT be added at the fair in the 4-H division; you may enter it in open class.
4. Exhibits will be received on Saturday at Pre-Fair judging from 8:30 a.m. -

10:30 a.m. or from 1 p.m. to 5 p.m., Monday, July 28, indicated in each department.

5. Club members exhibit only in those phases of project work in which they are enrolled.
6. Exhibits will be released Friday, August 1, 11 a.m. to 3 p.m.
7. All exhibits will be placed on the blue, red, white rating system, except judging contests.
8. All exhibits will receive ribbons according to determination of the judge.
Decision of the judge is final.
9. Every exhibitor must show his or her own animal. In case of two entries or sickness, a substitute may show, with the consent of the 4-H member and the department chairman. In showmanship, each exhibitor must show an animal that they own/have exhibited themselves.
10. In all livestock divisions, if there are less than four animals of a particular breed, the superintendent may decide whether the numbers warrant their own class. If there are four or more animals of a breed, then a breed class must be held.
11. All animals shall be free of clinical signs of infectious or contagious disease and are subject to examination by the exhibition staff or their representative.
12. Cattle determined by exhibition staff to have lesions of ringworm, warts, or infested with mange will not be permitted to exhibit.
13. Sheep shall be free of any signs of "sore mouth" or signs of active fungal (ringworm) infection, including club lamb fungus.
14. Goats determined by exhibition staff to have sore mouth, lesions of ringworm, warts or infested with mange will not be permitted to exhibit.
15. Clubs each day will be responsible for cleaning the area around the show barn and food stand before 10 a.m. and again before 5 p.m. **All clubs will need to clean up after the sale.**
16. Beef, dairy, sheep and swine will be stalled according to club groups.
No reserved stalls – superintendent assignments.
17. **All 4-H horses must have a valid 4-H identification paper to exhibit at the fair on file with the County Extension Office by June 1 of current year.**
18. Stall cards must be used for all livestock.
19. Exhibitors are to provide their own bedding.
20. All livestock pens will be cleaned twice daily prior to 6 p.m.
21. Due to space constraints, blocking chutes and show boxes must be placed out of the tie area.
22. Livestock fair weigh-in schedule on Monday of the fair will be as follows:
6-8 p.m. Market Beef
5-7 p.m. Market Hogs
5-7 p.m. Market Lambs/Meat Goats
Animals can only be re-weighed ONE additional time.

No multiple weigh-ins on the same animal.

Mandatory Livestock Meeting directly following weigh-in

23. 4-H/FFA members are strongly encouraged to do all their own work including fitting.
24. Copyright Laws: Exhibitors should avoid using copyrighted materials whenever possible by originating his/her own work. Exhibitors should use with extreme caution copyrighted and/or trademarked products or services (a brand name, label or product). A disclaimer that the conclusions are those of the participant and not those of K-State Research & Extension must be used with copyrighted materials or trademark products.

YOUTH FAIR LIVESTOCK SALE

25. 4-H members must have attended at least 4 of their club's regular meetings from October 2024 to July 2025 to sell in the premium auction. FFA members must have attended at least 50% of their chapter meetings from September 2024 to July 2025 to sell livestock in the premium auction. College students must attend at least 2 meetings to be eligible to sell.
26. All 4-H/FFA livestock ear tags will be purchased at the pre-fair weigh-in. All 4-H/FFA market animals must be tagged on or before pre-fair weigh-in.
27. Each exhibitor will be permitted to sell two animals of a different species. **Each exhibitor who will sell livestock will be responsible for contacting the superintendent of the division immediately after showing.** 4-H and FFA members retain their right not to sell livestock in the fair sale.
28. Each member must sell his or her own animal unless sickness or death in the family occurs. Permission must be given by a grievance committee and department head.
29. Champion and reserve champion poultry and rabbit meat pens are eligible for the livestock sale.
30. There will be \$15 deducted from the sale price to cover the appreciation dinner and facility improvements for each market steer, market lamb, market hog and meat goat sold. There will be \$5 deducted from the sale price to cover buyer ribbon for each rabbit & poultry meat pen sold. Market steers processed at Tyson will have an additional deduction for carcass grading and transportation (total # of head / fee). Animals for the sale must have pre-shrink scale weight of:
Steers – 1100 lbs. • Market Hogs – 225 lbs. • Market Lambs – 100 lbs.
Market Heifers – 1000 lbs. • Meat Goats – 60 lbs. and retained milk teeth
31. The 2025 sale order will be 1. Meat Pen Poultry, 2. Meat Pen Rabbit, 3. Goats, 4. Swine, 5. Beef, 6. Sheep. Grand and Reserve. Champions of each species will be selling at the beginning of the auction.
32. All additional animals not eligible for the sale may be handled in the following manner: take the animal home; sell to the base bid buyer who

- set the floor or private sale by owner.
33. The premium sale buyer can choose to ship livestock to the base bid buyer and only pay the premium bid or gain ownership of the animal by paying both the premium and base bid. Premiums are due to the 4-H/FFA member. Base bids are due the evening of the sale. Make base bid payment to the sale clerk and checks should be payable to the Anderson County Fair Sale.
 34. All base bid funds will be disbursed approximately 4 weeks after the sale (or when all payments are collected) to the 4-H/FFA member at the Extension Office.
 35. The Anderson County Fair Board is not responsible to locate youth to line up for the livestock sale. If members are not available, they will be skipped and will lose the privilege to sell.

4-H CLEAN-UP SCHEDULE

*Keeping the fairgrounds tidy comes with the privilege of
being able to participate in fair activities.*

Morning clean-up should be done before 10 a.m. Evening clean-up should be done before 5 p.m., except for the night of the sale and it should be done immediately following the livestock auction. Clean up includes picking up trash throughout the fairgrounds, emptying trash cans, and cleaning the bathrooms next to the concession stand. Bathrooms need to be cleaned/checked at 10 a.m., 2 p.m., 6 p.m., and 10 p.m. daily. Supplies for this task are located in the concession stand. Please fill paper towels and soap as needed, empty trash and wipe down surfaces. Report any issues to a fair board member immediately. THANKS!

MondayAM & PM – *Lucky 13*

TuesdayAM & PM – *Cherry Mound*

WednesdayAM & PM – *Star Shooting*

ThursdayAM & PM – *FFA*

FridayAM & PM – *Seekers No Slackers*

Saturday4:30 PM – *All 4-H clubs and FFA pick up trash*

HERDSMANSHIP CONTEST

Superintendent:

Traveling Trophy and Club/Chapter Food Party

1. Herdsmanship is judged as a club exhibit and each club and chapter represented will compete for the herdsmanship trophy. Species included are beef, dairy, swine, goat, sheep, rabbits and poultry.
2. Displays will be judged throughout the fair. Inspections are to be unannounced and unscheduled, but not while animals are being shown.

Scoring

1. **Attractiveness** – 25 points; pens and group properly identified with exhibitor names and stall card info. Exhibits organized, attractive and eye-catching.
2. **Management** – 25 points; clean animals and pens, neat tack storage out of public way, animal care and handling, good sportsmanship and public courtesy.
3. **Safety** – 20 points; members implement safe practices for public and animals including proper penning/tying, regular animal checks and clear walkways.
4. **Education** – 15 points; neatly presented, easy to read, informative and accurate.
5. **Fair set-up/preparation** – 10 points
6. **Fair Cleanliness** – 5 points; this is based off the cleaning schedule.

LIVESTOCK JUDGING

Thursday, July 31

11 a.m. • Livestock Arena

Pizza sponsored by High Bar Cattle Company,
Hyatt Frobose, Brandi Buzzard Frobose and Pizza Hut

4-H AND FFA BEEF – DEPT. I

MUST be enrolled in Beef Project

Superintendents: Bill Pracht and Jess Rockers

1. Breed for market livestock is determined at the pre-fair weigh-in and cannot be changed by the exhibitor after that time. A screening committee will check each animal for correct breed determination. Screening committee can request proof of breed or change breed determination if found to be in error up to 30 minutes prior to show time. Although steers and heifers are not required to be registered, blood percentage requirements for the respective breed registries should be followed in breed determination.
2. Steers will be shown by breed. Market heifers will only be shown by weight class. Breeding heifers will be shown by breed and age.
3. Limit of two market beef per breed per exhibitor.
4. Steers must weigh a minimum of 1,100 pounds and market heifers must weigh a minimum of 1,000 pounds to qualify for the livestock premium sale.
5. Showmanship age is as of January 1 of current year.

Sections:**Breeds:**

1. Angus
2. Charolais
3. Chianina
4. Gelbvieh
5. Hereford
6. Limousin
7. Maine-Anjou
8. Shorthorn
9. Simmental
10. Other Breeds
11. Crossbred
12. All Market Heifers
(not shown by breed)
13. All Born and Bred Beef
(for that class)

Showmanship Ages:

14. Senior, 14+
15. Intermediate, 11-13
16. Junior, 7-10

Classes:

1. Market Steer
2. Market Heifer
3. Anderson County Born and Bred
Market Beef
4. Breeding Heifer, Junior calf,
born after 1/1 current year
5. Breeding Heifer, Senior calf,
9/1 to 12/31 previous year
6. Breeding Heifer,
Summer yearling,
5/1 to 8/31 previous year
7. Breeding Heifer, Junior yearling,
1/1 to 4/30 previous year
8. Breeding Heifer, Senior yearling,
9/1 to 12/31 2-years previous
9. Cow, born before 9/12-years
previous
10. Beef Showmanship

4-H BUCKET CALF – DEPT. 2

MUST be enrolled in Beef Project

Superintendents: Bill Pracht & Jess Rockers

The Bucket Calf project is intended to allow younger 4-Her's to participate in the Beef/ Dairy cattle projects in a safer manner with a smaller and/or more manageable animal. Main objective of this particular project and associated fair classes is to place the major competitive emphasis on the educational aspect and learning experience and de-emphasize the aspect of exhibiting.

1. First Year Bucket Calf - Calf must be born after January 1 and before May 1 of the current year and must be tagged at the Anderson County beef weigh-in or the small animal weigh-in. The first year bucket calf is not eligible to sell in the premium livestock auction. Exhibitors can only show 1 first year bucket calf each year.
2. Second Year Bucket Calf -The same exhibitor must have shown calf the previous year as a 4-H Bucket Calf. The calf must be identified and weighed at the Anderson County Spring Beef weigh-in. Steers will be able to sell in the Premium Livestock Sale if they meet the weight of 1000 lbs. and heifers will be able to sell in the Premium Livestock Sale if they meet the weight of 900 lbs.
3. 4-H members enrolled in the Bucket Calf project may show both a first and second year bucket calf in the same year. Steers and Heifers shown in

the second year bucket calf class may also be shown in the “Anderson County Born” market beef class, and other market beef classes. For example a 2nd year Charolais Market Heifer bucket calf can be shown in the Market Heifer class under the Charolais breed or a 2nd year Angus bucket calf can be shown in the Market Steer class under the Angus breed.

4. Steers and Heifers entered in the Bucket Calf section will show together in their respective divisions.
5. Exhibitor must be 7-12 years old to show in either division of the Bucket Calf Section. Minimum requirement for consideration of any bucket calf division award is that a live, properly tagged, IED and entered bucket calf must be exhibited. In the case of calf death and inability to exhibit a live calf, an educational notebook may be entered as the exhibit. The 4-Her may participate in the interview and testing process without consideration for the bucket calf exhibit award.
6. First and Second Year Bucket calves should be evaluated and ribbons awarded based on the following criteria.
 - A) 40% Knowledge of project (i.e. questions covering general health, care, feeding, costs, anatomy)
 - B) 20% Judges interview
 - C) 20% Showmanship and grooming of calf
 - D) 20% Quality and condition of the calf itself

Sections:

1. 7 to 9 year old exhibitor
2. 10 to 12 year old exhibitor

Classes:

1. First Year Bucket Calf
2. Second Year Bucket Calf

A 4-Her may only show a 2nd year bucket calf once during his/her 4-H lifetime.

4-H AND FFA DAIRY CATTLE – DEPT. 3

MUST be enrolled in Dairy Cattle Project

Superintendent: Margie Bunnel

1. Show order to be determined by superintendent.
2. Lactating cows may be brought to the fair the morning of the show and may leave following the completion of the show.

Sections:

Breeds:

1. Ayrshire
2. Holstein
3. Jersey
4. Other Breeds

Showmanship Ages:

5. Senior, 14+
6. Intermediate, 11-13
7. Junior, 7-10

Classes:

1. Junior calf, born after 3/1 current year
2. Heifer calf, 9/1 previous year to 2/28 current year
3. Junior yearling, 3/1 previous year to 8/31 previous year
4. Senior yearling, 9/1 2-years previous to 2/28 previous year
5. Two-year-old cow

- | | |
|-----------------------|------------------------------|
| 6. Three-year-old cow | 9. Three best animals |
| 7. Four-year-old cow | 10. Dairy beef |
| 8. Aged cow, 5+ years | 11. Dairy Cattle Showmanship |

4-H AND FFA DAIRY GOATS – DEPT. 4

MUST be enrolled in Dairy Goats Project

Superintendent: Sandi Otipoby

Champion each breed

1. Junior doe is not in milk and not previously freshened.
2. Senior doe is in milk and/or previously freshened.
3. Lactating goats are to be left at the fair and milked at the fair.

Sections:

Breeds:

1. LaMancha
2. Nubian
3. Oberhasli
4. Saanen
5. Grades and Recorded Grades

Showmanship Ages:

6. Senior, 14+
7. Intermediate, 11-13
8. Junior, 7-10

Classes:

1. Junior Doe, Birth and under 5 months
2. Junior Doe, 5 months and under 12 months
3. Junior Doe, 12 months and under 24 months
4. Senior Doe, Under 2 years
5. Senior Doe, 2 years and over
6. Dairy Goat Showmanship

4-H HORSE – DEPT. 5

MUST be enrolled in Horse Project

Superintendent: Angela McSpadden

1. 4-H horses will check-in between 7:30 a.m. and 8 a.m. on Thursday, July 31. Show will start at 8 a.m. Check with show superintendent for directions.
2. 4-H horse dress code will be observed.
3. A properly executed identification certificate identifying the horse the 4-H member will exhibit or ride must be presented to officials at the time of check-in. This certificate must be completed by June 1.
4. All horses should be accompanied by a negative EIA (coggins test, issued within 12 months of exhibit). This should be made available to officials at check-in or upon request.
5. All classes will be held in accordance with the Kansas 4-H Horse Show Rule Book available online and at the Extension Office.
6. If there are less than 3 participants in a performance class, the judging may be combined with other age groups at the judge's discretion. Participants will still receive individual class awards.
7. Stock-Type horse breeds are Quarter Horse, Appaloosa, Paint, Buckskin,

Palomino, etc.

8. Non-Stock-Type horse breeds are Arabian, Morgan, Thoroughbred, American Saddlebred, etc.

Sections:

Halter:

1. Stock-Type
2. Non-Stock-Type
3. Pony
4. Mule
5. Horse Showmanship

Performance:

6. Horsemanship
7. Western Pleasure
8. Reining
9. Trail
10. English Pleasure
11. Barrel Racing

12. Pole Bending

13. Flag Race

Classes:

Halter:

1. Weanling
2. Yearling – 2 year old gelding
3. Yearling – 2 year old mare
4. 3 years - + gelding
5. 3 years - + mare

Showmanship and

Performance Ages:

6. Senior, 14+
7. Intermediate, 11-13
8. Junior, 7-10

4-H AND FFA MEAT GOATS – DEPT. 6

MUST be enrolled in Meat Goat Project

Superintendent: Karen Gillespie

1. Meat goats must be slick shorn above the knees.
2. Horns must be bunted or goat dehorned.
3. Market meat goats must weigh a minimum of 60 pounds and all milk teeth must be present to qualify for the livestock premium sale.
4. Meat goats may be braced. Goats must be shown with all four feet on the ground. Exhibitors may use a collar, a collar with a short lead, or a halter when showing. Medium (3 mm or smaller) pinch collars will be allowed.
5. Classes will be broken on weight not breed for both market and breeding.
6. Showmanship age is as of January 1 of current year.

Sections:

1. Meat Goat

Showmanship Ages:

2. Senior, 14+
3. Intermediate, 11-13
4. Junior, 7-10

Classes:

1. Market Meat Goat
2. Breeding Meat Goat
3. Meat Goat Showmanship
4. Anderson County Born and Bred Meat Goat

4-H AND FFA POULTRY – DEPT. 7

MUST be enrolled in Poultry Project

Superintendents: Deborah Lucas, Ashley Rockers and Krista Cubit

1. All poultry must be entered between 5-8 p.m. on Monday, July 28. Judging will begin after rabbits on Tuesday, July 29 (approximately 1:30 p.m.) in the Livestock Arena.
2. Any poultry exhibits must meet the Breed Standard as listed in the Poultry Standard of Perfection.
3. Poultry showing symptoms of disease or infection of any type will be denied entrance.
4. Each exhibitor is responsible for the care and feeding of his/her birds.
5. Exhibitors may have up to 20 total birds.
6. Pullorum testing is not needed this year. Testing is not required for waterfowl or 4-H and FFA Rabbits.
7. All Poultry must be banded.
8. The terms cock, cockerel, hen, and pullet are defined as follows:
Cock: male bird hatched prior to Jan. 1 of the current year.
Cockerel: male bird hatched after Jan. 1 of the current year.
Hen: female bird hatched prior to Jan. 1 of the current year.
Pullet: female bird hatched after Jan. 1 of the current year.

Classes:

Chickens

- | | |
|---|------------------------------------|
| 1. Cocks, Standard Breed, Large Fowl | 7. Pullet, Standard Breed, Bantams |
| 2. Cockerel, Standard Breed, Large Fowl | 8. Production Pullet Pen |
| 3. Hen, Standard Breed, Large Fowl | 9. Production Hen Pen |
| 4. Pullet, Standard Breed, Large Fowl | 10. Meat Pen |
| 5. Cocks, Standard Breed, Bantams | 11. Turkey, all breeds |
| 6. Cockerel, Standard Breed, Bantams | 12. Duck, all breeds |
| | 13. Geese, all breeds |
| | 14. Other Poultry |
| | 15. Poultry Showmanship |

Showmanship Ages:

10. Senior, 14+
11. Intermediate, 11-13
12. Junior, 7-10

4-H AND FFA RABBITS – DEPT. 8

MUST be enrolled in Rabbit Project

Superintendents: Deborah Lucas and Dawn Vermillion

1. All rabbits must be entered between 5-8 p.m. on Monday, July 28. Judging begins at 11 a.m. or 15 minutes after Swine Show if it is not completed by 11 a.m. on Tuesday, July 29 and will be held in the Livestock Arena.

2. Only rabbits of outstanding quality, health and vigor will be allowed to enter.
3. Each exhibitor is responsible for the care of his/her rabbits. Two entries per class allowed.
4. Only breeds recognized by the American Rabbit Breeders Association are eligible for Grand Champion rabbit overall and to exhibit at the State Fair.
5. Each rabbit is to be legibly and permanently tattooed in its left ear for identification.
6. Senior rabbits are eight months of age and over for breeds with Intermediate classes: six months and over for all other breeds.
7. Intermediate rabbits: (6-8 months) classes only in the following breeds: American, Giant Angora, Argente Brun, Beveren, Blanc de Hotot, Californian, Champagne d'Argent, Checkered Giant, American Chinchilla, Giant Chinchilla, Cinnamon, Crème d'Argent, Flemish Giant, English Lop, French Lop, New Zealand, Palomino, Satin, and Silver Fox.
8. Junior rabbits are under six months of age all breeds.
9. Pre-Junior (under 3 months) classes only in the following breeds: Argente Brun, Beveren, Blanc de Hotot, Californian, Champagne d'Argent, Checkered Giant, American Chinchilla, Giant Chinchilla, Cinnamon, Crème d'Argent, New Zealand, and Palomino.

Classes:

1. Senior Buck - eight months of age and over for breeds with Intermediate classes; six months and over for all other breeds.
2. Senior Doe - eight months of age and over for breeds with Intermediate classes; six months and over for all other breeds.
3. Intermediate Buck - only breeds listed above with Intermediate classes.
4. Intermediate Doe - only breeds listed above with Intermediate classes.
5. Junior Buck - under six months.
6. Junior Doe - under six months.
7. Pre-Junior Buck - only breeds listed above with pre-juniors.
8. Pre-Junior Doe - only breeds listed above with pre-juniors.
9. Meat Pen - three (3) rabbits, all one recognized breed and variety (broken varieties must be same color). Minimum weight 3½ pounds each. Maximum weight 5½ pounds each, and not over 70 days of age. Will be judged on their meat qualities, condition, uniformity and fur.
10. Rabbit Showmanship.

Showmanship Ages:

14. Senior, 14+
15. Intermediate, 11-13
16. Junior, 7-10

4-H AND FFA SHEEP – DEPT. 9

MUST be enrolled in Sheep Project

Superintendent: Karen Gillespie

1. Sheep pens must be cleaned twice daily prior to 6 p.m.
2. Two entries per breed, per exhibitor allowed.
3. At the time of weigh-in and showing, all market lambs must be slick shorn with an even length of wool covering the hock and knee. Wool length should not exceed 0.2 of an inch. Un-sheered sheep will not be entered.
4. Show order to be determined by superintendents.
5. Market lambs will not be allowed to re-weigh once they have checked in. Market lambs must weigh a minimum of 100 pounds to qualify for the livestock premium sale.
6. Breed for market livestock is determined at the pre-fair weigh-in and cannot be changed by the exhibitor after that time. A screening committee will check each animal for correct breed determination. Screening committee can request proof of breed or change breed determination if found to be in error up to 30 minutes prior to show time.

Sections:

Breeds:

1. Dorset
2. Hampshire
3. Speckled Face
4. Suffolk
5. Other Breed
6. Crossbred
7. Natural
8. All Breeding Ewe

Showmanship Ages:

9. Senior, 14+
10. Intermediate, 11-13
11. Junior, 7-10

Classes:

1. Market Lamb
2. Spring Ewe Lamb
3. Yearling Ewe
4. Aged Ewe
5. Sheep Showmanship
6. Anderson County Born and Bred Market Lamb

4-H AND FFA SWINE – DEPT. 10

MUST be enrolled in Swine Project

Superintendents: Terry Egidy & Huck Young

1. Hogs must be weighted/checked in from 5-7 p.m., Monday, July 28. Swine must in pens by 5 p.m.
2. All swine pens must be cleaned a minimum of twice daily prior to 6 p.m. and following the sale.
3. **Bedding: Shavings are required in hog pens.**
4. Two entries per breed, per exhibitor allowed.
5. Market hogs must weigh at least 225 pounds to qualify for the livestock premium sale. Breeding gilts are not eligible for the premium sale.

6. Market hogs will not be allowed to re-weigh once they have checked in.
7. As deemed appropriate by superintendent and if space constraints require, breeding gilts will be brought in day of show and removed following the swine show.
8. Breed for market livestock is determined at the pre-fair weigh-in and cannot be changed by the exhibitor after that time. A screening committee will check each animal for correct breed determination. Screening committee can request proof of breed or change breed determination if found to be in error up to 30 minutes prior to show time.

Sections:

Breeds:

1. Chester White
2. Duroc
3. Hampshire
4. Spot
5. Yorkshire
6. Other Breeds
7. Crossbred
8. All Breeding Gilts

Showmanship Ages:

9. Senior, 14+
10. Intermediate, 11-13
11. Junior, 7-10

Classes:

1. Market Hog
2. Breeding Gilt, Jan. 1 to Feb. 14
3. Breeding Gilt, Feb. 15 to March 31
4. Swine Showmanship
5. Anderson County Born and Bred Market Hog

ROUND ROBIN – DEPT. I I

Superintendent: Jeff Gillespie

Friday, August I • 9 a.m.

1. Round Robin showmanship contest is for intermediate and senior age species champions in beef, dairy cattle, dairy goats, horse, meat goats, sheep and swine.
2. If any individual wins more than one department species of the showmanship contest, he or she will choose the category in which they wishes to show. The second place winner will show from the department(s) not selected by the winner.
3. Must show same animal in Round Robin as in species showmanship class.

LIMITED WASH PENS AVAILABLE

at the fair, plan accordingly.

Nipple waterers are strongly encouraged.

Shavings are required in hog pens.

CLOVERBUD SHOWCASE – DEPT. 12

Superintendent: Heather Corley

1. Cloverbud members may exhibit or showcase activity-related items from their Cloverbud experiences. Cloverbud members may not participate as a competitive exhibitor and are not eligible to receive premiums or awards that are given in traditional 4-H events. Cloverbuds will receive participation ribbons.
2. Please label exhibit with name and phone number (small piece of masking tape).
3. Exhibit suggestions: poster, Cloverbud memory book, scrapbook page, craft item, ½ cup cereal snack – in food grade plastic bag, three No Bake cookies on a paper plate in a food grade plastic bag.
4. Each exhibit will be evaluated with the respective 4-H project area (i.e. - a snack mix or cookie would be evaluated in the 4-H Foods Department).

Class:

1. Cloverbud Exhibit

4-H BANNERS – DEPT. 13

Superintendent: Heather Corley

Banners will not be eligible for State Fair

1. Banners **are encouraged** to be pre-entered at the Extension Office.
2. Banners should illustrate a phase of 4-H work.
3. Avoid using copyright materials by using original work. Banners using copyrighted and/or trademark materials utilized to endorse or promote instead of educate will be disqualified and not displayed.
4. Dimensions - no less than 12 and no more than 16 square foot; minimum of 3' long on one side. **3' x 4'** banners must be hung on wooden dowels. A 6" long wire or chain may be fastened to each end of the dowel rod for hanging purposes.
5. Attach label to lower front left-hand corner of the banner (as you face) with name of Club and County in 2" high letters.

Sections:

1. 4-H Club Banner

4-H & FFA AGRONOMY (CROPS) – DEPT. 14

MUST be enrolled in Agronomy Project

Superintendents: Gayla Corley and Gaylene Comfort

1. Every entry **MUST** be identified by hybrid or variety name.

2. Two entries per section allowed.
3. Classes 14 and 15 are not eligible for Kansas State Fair.

Sections:

1. White Corn, 10 ears
2. Yellow Corn, 10 ears
3. Hybrid grain sorghums, 10 heads
4. Other forage sorghums, 10 heads
5. Alfalfa hay, one flake, approx. 6" thick, tied two directions
6. Native grass hay, one flake, 6" thick, tied two directions
7. Brome grass seed. Exhibit to consist of one-gallon sample of seed.
8. Other tame grasses seed. Exhibit to consist of one-gallon sample of seed.
9. Soybeans, best 5 plants
10. Barley, one gallon
11. Soybeans, one gallon
12. Oats, one gallon
13. Corn, one gallon
14. Farm display of 3-5 items grown by exhibitor
15. Display of 3 different varieties of hay; 3 flakes each tied two directions
16. Weed Control Exhibit, include the following four items:
 1. Collect, identify, press, mount, and label 15 weeds. Include roots, stems, leaves, and flowers if possible. Three of the weeds must be noxious weeds preferably found in your home county. A standard 9"x12" scrapbook may be used to permanently mount your weed specimens. Identify the scrapbook with name and county on the inside front cover.
 2. Prepare a list of the weeds mounted, showing common name, scientific name, and where it was found. Place the list in a specially identified section of the scrapbook.
 3. Collect and identify weed seeds found in crop seeds. Mount them for display purposes. Place them in a specially identified section of the scrapbook.
 4. Write a 300 word story on "How We Control Weeds on Our Farm" if you live on a farm. Other members can write "How We Control Weeds at Home." The story must show definite methods used to control weeds. Place the story in a specially identified section of the scrapbook.

4-H ELECTRIC AND RENEWABLE ENERGY (ENERGY MANAGEMENT) – DEPT. 15

MUST be enrolled in Electric and Renewable Energy Project

Superintendent: Brandon Palmer

1. 4-Hers may exhibit one article per section.
2. A sheet of operating instructions must be furnished for any exhibit.
3. Exhibit must be operable. If battery power is required, batteries must be furnished.
4. Any project with a complexity of size or electronics must have (a) instructions for assembly & use, and (b) equipment available at the time of judging for actual testing of the exhibit.
5. No hand dipped solder may be used on exhibits.

Section 1: Electrical and Electronics

Classes:

1. AC Electric Projects. Electric projects with a 110 or 120 V alternating current (AC) power source. Some project examples are household wiring demonstrations, small appliances extension cords, trouble lights, indoor or outdoor wiring boards, or shop lights. Projects may be a restoration or original construction. The project must be operational and meet minimum safety standards. AC projects must be 110/120 V, no 240 V exhibits are allowed, and must be constructed such that the judges have access to examine the quality of workmanship.
2. DC Electric Projects. Electric projects with a battery or direct current power source. This class includes electric kits or original projects. This class also includes demonstration DC powered project. Examples include: wiring two or three way switches, difference between series/parallel lighting circuits or wiring doorbells switches. All DC electric projects must work with batteries supplied by 4-H'er. Projects must be constructed such that the judges have access to examine the quality of wiring workmanship.
3. Electronics Projects. Electronic projects with a battery or direct current power source. This class includes electronic kits or original projects. Examples include radios, telephones, toy robots, light meters, security systems, etc. May be constructed using printed circuit board, wire wrap, or breadboard techniques. Include instruction/assembly manual if from a kit. Include plans if an original project. Projects must be constructed such that the judges have access to examine the quality of wiring workmanship.
4. Newly built or repaired computers. This class is for newly built or repaired computers (laptop or PC) and allows 4-H members to demonstrate skills integrating the various parts of a computer into a single unit. Displays

should show either a fully functional computer or show what the individual components do. The display should be free of dust and cabled neatly. Fully functional computers should boot up and do not need to include a monitor, keyboard, or mouse.

5. **Educational Display and Exhibits.** The purpose of the educational display and exhibit is to educate the viewer about a specific area of the 4-H electrical or electronics project. The display or exhibit should illustrate one basic idea. This class includes any educational displays, exhibits or science fair type projects which DO NOT have a power source, i.e. exhibits, posters or displays of wire types, conduit types, electrical safety, tool or motor parts identification or electrical terminology. Educational displays and exhibits must be legible from a distance of four feet, using a maximum tri-fold size of 3' x 4'.

Section 2: Small Engines

- All exhibits should involve engines smaller than 20 horsepower.
- Engine should contain NO fuel in tank or carburetor.
- Displays are limited to 4' wide and 4' deep - both upright and floor displays.

Classes:

1. **DISPLAY** - Exhibit a display, selecting one of the following options:
1) a display identifying different engine or lawn and garden equipment parts or a display showing the function of the various engine or lawn and garden equipment parts; OR 2) a display identifying and explaining the function(s) of different special tools needed for small engine work; OR 3) a display illustrating and providing the results of any one of experiments that are included in the project books. No complete engines, lawn tractors, tillers, chainsaws are permitted for display. Maximum tri-fold size is 3' x 4'.
2. **MAINTENANCE** - Exhibit a display that illustrates either 1) routine maintenance procedures OR 2) diagnosing and troubleshooting specific problems in an engine. No complete engines, lawn tractors, tillers, chainsaws, etc., are permitted for display, using a maximum tri-fold size of 3' x 4'.
3. **OPERATION** - Exhibit an operable small engine (no more than 20 HP) overhauled or rebuilt by the member. Include maintenance schedule for the engine and a brief description of steps taken by the member overhauling or rebuilding the engine. Maximum tri-fold size is 3' x 4'.

Section 3: Alternative Energy

- All exhibits in this division are limited in size to standard, tri-fold, display boards (36" x 48") and items may not extend beyond 12" from the back board. All displays must be self-standing.

Classes:

1. **EDUCATIONAL DISPLAY** - Create an exhibit that addresses a focused

topic related to power generated from a renewable energy source. The purpose of the exhibit is to inform and create awareness.

2. EXPERIMENT - Display an experiment addressing a problem or question related to power generated from a renewable energy source. Include hypothesis, background research, variables, a control, data, findings, conclusions and recommendations for future study.

4-H ENTOMOLOGY – DEPT. 16

MUST be enrolled in Entomology Project

Superintendent: Heather Corley

COLLECTION CLASSES

General Guidelines

1. All entries should be submitted in an 18” x 24” x 3.5” wooden display box with a clear plastic top. Boxes can be handmade or purchased as long as they are of the correct size and do not have a glass top. Please visit the website www.kansas4-h.org/projects/plant-environmental-science/entomology/docs/tips-exhibiting-insects for box instructions and plans.
2. 4-H members may choose to use one of two taxonomies:
 - Option A: As printed in “Insects in Kansas” book, or
 - Option B: which follows www.bugguide.net.
3. Each exhibitor is required to identify each box by placing 2 identification label bearing exhibitor’s name, county or district, class and include a statement of taxonomy used. One label goes in the upper left corner of the box (inside) and the other on the lower right corner of the box (outside). Arrange specimens in the box so it can be displayed lengthwise.
4. The number of orders, specimens (and families where required) must be included on the exhibitor’s box identification label. Only adult specimens can be used in collection boxes. Only one adult insect per species can be used in the Collections Boxes and NoteBook Classes, unless labeled as male or female and correctly identified.
5. Arrange specimens in groups or rows parallel to the short sides of the box. Specimens are to be arranged by Order in the box, then Family where required.
6. Two labels should be centered on the pin beneath each specimen. First (closest to the specimen) is the common name label and the second label should include date/locality. Full county name and state abbreviation should be on the second label. Collector’s name (or host) on the date/locality label is optional.
7. The specimens should be collected by the exhibitor and should focus on Kansas insects. Insects may be collected from one county into bordering states and labeled accordingly. Please refer to “Entomology Collection Exhibit Resource” full details on out-of-state insects in collections.
8. Only specimens of the class Insects should be included.
9. Purchased insects are not to be exhibited in collections, but they may be

used in educational displays.

10. Specimens of soft bodied insects such as aphids, lice, termites, etc., should be exhibited in alcohol filled vials; however, the use of alcohol filled vials should be limited to only those specimens that lose their shape when pinned, since the vials pose a significant hazard to the rest of the collection if they become loose in transit.
11. Any major violation of rules will result in the exhibit being dropped one ribbon placing. Examples would include, but are not limited to: incorrect display box size, missing paperwork, feet on display box, no special project in notebooks, etc.
12. After the first year in Entomology, all 4-H members need to add an 8½ by 11-inch sheet of paper to their collection that states what they did to improve their collection for the current year. This should include how many new insects were added to the display box (please list), how many insects were replaced in the display box (please list), and number of new orders and/or families were added to the display box. Other optional things that could be included are number of insects caught for the year, number of new Orders added this year, number of talks and/or demonstrations given, activities participated in, leadership roles, etc. This paper should be taped to the upper left corner on the front of your display box.
13. The following insects are listed as Threatened or Endangered by the Fish and Wildlife Service. Because of this, no specimens of the below species may be caught or displayed in insect collections or educational displays. If specimens of these species are included in collections or educational displays, it will be counted as a major violation. Any major violation of rules will result in the exhibit being dropped one ribbon placing. Please refer to www.kanas4-h.org on the Entomology project page for more information.

Sections:

1. INTRODUCTORY COLLECTION FOR BEGINNERS

4-H members 7-9 years of age or beginners of any age may enter in this phase for only two years. Display in one or two shoe boxes, pencil boxes, plastic storage boxes or one standard display box a minimum of 15 and a maximum of 30 species representing at least 6 orders. The boxes should be covered with a piece of plexiglas taped across the top of the box or covering the box. Follow the guidelines listed for Collections. Members may exhibit in this class for a maximum of 2 years once they become a 4-H member. **There is no Kansas State Fair Class for this level.**

2. BEGINNING I ENTOMOLOGY COLLECTION

Display in one standard box a minimum of 50 and maximum of 125 species representing at least 7 orders. Follow the general guidelines listed for Collections. Members can exhibit in this class a maximum of 3 years, or until they receive a purple ribbon at the Kansas State Fair, whichever

comes first. Then they MUST move up a division.

3. BEGINNING II ENTOMOLOGY COLLECTION

Display in one standard box a minimum of 75 and maximum of 150 species representing at least 9 orders. Follow the general guidelines listed for Collections. Members can exhibit in this class a maximum of 3 years, or until they receive a purple ribbon at the Kansas State Fair, which ever comes first. Then they MUST move up a division.

4. INTERMEDIATE ENTOMOLOGY COLLECTION

Display a minimum of 100 and a maximum of 300 species representing at least 10 orders. Two standard boxes can be used. Follow the general guidelines listed for Collections. In addition, family identification is required for all insects in any two of the following six orders:

- “Insects in Kansas” book – Orthoptera, Hemiptera, Homoptera, Coleoptera, Hymenoptera, and/or Diptera or
- “Insects in Kansas Book: 2016 Revised Taxonomy,” which follows www.bugguide.net - Taxonomy, Odonata, Orthoptera, Hemiptera, Coleoptera, Hymenoptera, and/or Diptera

Members can exhibit in this class a maximum of 3 years. A 4-H member MUST move up if they receive a purple ribbon at the Kansas State Fair.

5. ADVANCED ENTOMOLOGY COLLECTION

Display a minimum of 150 and a maximum of 450 species representing at least 12 orders. Three standard boxes can be used. Follow the general guidelines listed for Collections. Family identification is required for all insects belonging to the six basic orders as outlined under the Intermediate phase. Only families in the above six orders will be counted for judging. Family identification of insects in the remaining orders is optional, but desirable as long as accuracy is maintained. Members may continue to exhibit in this class at the Kansas State Fair for an unrestricted number of years as long as they remain eligible for 4-H membership.

NOTEBOOK CLASSES

General Guidelines

1. Individual entries are to be placed for display in a three-ring notebook for competition.
2. Identification should follow the taxonomy included in www.bugguide.net.
3. 4-H members who have been previously enrolled in or are currently enrolled in the other phases of the Entomology project need to start with the Beginning Phase of Entomology Notebooks, not the Introductory Phase.
4. Each exhibitor is required to identify the notebook by placing a Title Page in the front of the notebook bearing the exhibitor’s name, county or district and class. Include a statement of taxonomy used:
 - Option A: “Insects in Kansas” book, or
 - Option B: which follows www.bugguide.netThe number of orders, specimens and families (required in Intermediate

- and Advanced classes) must also be included on the Title Page.
5. Specimen pages should be grouped according to order and should include one page per species.
 6. Date, common name, full county name, state abbreviation and collector name should be included for each species.
 7. Specimen pages should have two different views of the insect if possible. If pictures are taken on different dates/localities, include information for both.
 8. A divider page is to be placed in front of each order of insects with the order name printed on the tab for the page and also on the front of the divider page.
 9. A statement describing the habitat where found/host plant may be included and is encouraged and will be worth a bonus 10 points total, not per page. For Intermediate and Advanced notebooks, this is strongly recommended.
 10. A divider page is to be placed in front of each order of insects with the order name printed on the tab for the page as well as on the front of the divider page.
 11. For the Intermediate and Advanced classes, insects are also to be grouped by family behind each order divider.
 12. If the exhibitor has been in the same class for more than one year, a separate sheet of paper needs to be added stating how many years the exhibitor has been in this class of the project and what the exhibitor did this year to improve their notebook. Place the paper just behind the Title Page in the front of the notebook.
 13. A special project must be completed each year and included in the notebook. See project guideline materials for specifications.
 14. A minimum of 10 photo pages of new species must be added and/or replaced each year.

Sections:

6. INTRODUCTORY ENTOMOLOGY NOTEBOOK

Display a minimum of 10 and a maximum of 30 insect species representing at least six different orders. Follow the general guidelines listed for Notebooks, including the Special Project. A 4-H member may exhibit in this class for a maximum of two years.

7. BEGINNING I ENTOMOLOGY NOTEBOOK

Display a minimum of 20 and a maximum of 50 insect species representing at least seven different orders. Follow the general guidelines listed for all Notebooks, including the Special Project. Members can exhibit in this class a maximum of 3 years or until they receive a purple ribbon at the Kansas State Fair, whichever comes first.

8. BEGINNING II ENTOMOLOGY NOTEBOOK

Display a minimum of 40 and a maximum of 70 insect species representing at least 8 different orders. Follow the general guidelines

listed for all Notebooks, including the Special project. Members can exhibit in this class for a maximum of 3 years or until they receive a purple ribbon at the Kansas State Fair.

9. INTERMEDIATE ENTOMOLOGY NOTEBOOK

Display a minimum of 60 and a maximum of 100 species representing at least nine orders. Follow the general guidelines listed for Notebooks, including the Special Project. In addition, family identification is required for all insects in any two of the following six orders:

- “Insects in Kansas” book – Orthoptera, Hemiptera, Homoptera, Coleoptera, Hymenoptera, and/or Diptera or
- “Insects in Kansas Book: 2016 Revised Taxonomy” which follows www.bugguide.net Taxonomy - Odonata, Orthoptera, Hemiptera, Coleoptera, Hymenoptera, and/or Diptera

Members can exhibit in this class for a maximum of three years or until they receive a purple ribbon at the Kansas State Fair.

A 4-H member MUST move up if they receive a purple ribbon.

10. ADVANCED ENTOMOLOGY NOTEBOOK

Display a minimum of 100 and a maximum of 200 species representing at least twelve orders. Follow the general rules listed for Notebooks, including the Special Project. Family identification is required for all insects belonging to the six orders as outlined under the Intermediate phase. Members may continue to exhibit in this class for an unrestricted number of years as long as they remain eligible for 4-H membership.

EDUCATIONAL DISPLAY CLASSES

General Guidelines

1. Share with others what you learned in this project. Exhibit any activity or learning experience related to the field of entomology or the Teaming with Insects curriculum that does not fit into Entomology Collection or notebook classes above.
2. Follow copyright laws as explained in the General Rules.
3. The exhibit may be, but isn't limited to, original works, digital presentations (must provide printed hardcopy for exhibit purposes for duration of state fair), programs, websites, games, apps, display box, notebook, display or poster which you have made.
4. If the exhibit is a wooden display box, it must be 18 X 24 X 3.5 inches with a clear plastic top (such as plexiglass) and displayed horizontally. If the exhibit is a poster, it must not be larger than 22" X 28". If the exhibit is a display, maximum size is not to exceed a standard commercial 3' X 4' tri-fold display board.
5. Name and county/ district must clearly be marked on educational exhibits.
6. Refer to Entomology General Rule 14 for information on Threatened and Endangered Species specimens that cannot be displayed in Educational Exhibits.
7. Any major violation of rules will result in the exhibit being dropped

one ribbon placing. Examples would include, but are not limited to: incorrect display box size, missing paper work, feet on display boxes, no reference for information and/or photos, etc.

Sections:

10. BEGINNING EDUCATIONAL DISPLAY

Class for individuals that are exhibiting in the Beginning I and II Collection or Beginning I and II Notebook Classes. If only exhibiting in this category, then ages 9-12. Follow the general rules listed for the Educational Displays.

11. INTERMEDIATE EDUCATIONAL DISPLAY

Class for individuals that are exhibiting in the Intermediate Collection or Intermediate Notebook Classes. If only exhibiting in this category, then ages 11-14. Follow the general rules listed for the Educational Displays.

12. ADVANCED EDUCATIONAL DISPLAY

Class for individuals that are exhibiting in the Advanced Collection or Advanced Notebook Classes. If only exhibiting in this category, then ages 13 or older. Follow the general rules listed for the Educational Displays.

MONARCH BUTTERFLY EDUCATIONAL DISPLAY RULES

Monarch Butterflies were officially put on the Endangered Species List on July 21, 2022. Having the scientific name *Danatus plexippus*, this migratory butterfly is well known for its spectacular annual journey of up to 3,000 miles across the Americas. It is now threatened with extinction due to habitat loss and climate change. 4-Hers members can play a critical role in helping to bring habitat back for the Monarch Butterfly. They can help educate the public on ways to establish food sanctuaries for this butterfly species and help bring them back from the threat of extinction.

1. Exhibits should teach the public about the Monarch Butterfly and/or ways to protect and conserve it. The information could show nectar sources for adult 20 butterflies and food sources for caterpillars, Monarch tagging activities, collection of native milkweed and the packaging of it to give to others to plant, a group working together to plant a Monarch friendly garden, ect.
2. 4-Hers may create a poster, notebook, standard size tri-fold, diorama, slide show or other visual display that shows information on Monarch Butterflies. If a slide show is created, it should be presented on a zip drive along with a printed copy of the presentation.

Sections:

13. **Beginning Monarch Butterfly Educational Display Class:** for 4-H members enrolled in Beginning I or II Entomology
14. **Intermediate Monarch Butterfly Educational Display Class:** for 4-H members enrolled in Intermediate Entomology
15. **Advanced Monarch Butterfly Educational Display Class:** for 4-H members enrolled in Advanced Entomology

4-H FASHION REVUE – DEPT. 17

MUST be enrolled in Sewing and Textiles or Shopping In Style Project

Superintendent: Abbie Fritz

To receive Fashion Revue Awards you MUST model at the public revue.

1. Exhibitors may enter NO more than 3 entries in this department.
2. Exhibitors need to complete the Public Fashion Revue Script Form and return to Extension Office by pre-fair entry deadline.
3. Fashion Revue judging is a walk through; 4-H members may model their outfits from 9-10 a.m. Saturday July 26 at the community building.
4. Constructed garments - Majority of outfit must be constructed and modeled by 4-H member who made the garment/outfit. Everything of which is commonly considered an outer garment must be constructed (vest, jacket, dress, skirt, pants, coat, etc.). A sweater, blouse or shirt that is worn underneath another constructed garment can be purchased or made.
5. Purchased Garment - Majority of the outfit must be purchased (not borrowed) and modeled by the 4-H member or made by another individual for the 4-H member if the fabric and pattern were chosen by the 4-H member. Everything which is commonly considered an outer garment must be purchased by the 4-H member or constructed by another person (vest, jacket, dress, skirt, pants, coat, etc.).
6. Garments must have an attached 8 ½" x 11" page tied to the hanger using string with the following information: 4" x 6" photo of 4-H member wearing garment(s), written explanation that includes why the garment was purchased or constructed, what and why accessories were chosen, clothing care, and how it fits with other items in your closet. All garments will have the Fashion Revue script attached when displayed at the fair as well.

Classes:

1. Constructed item, article, garment, or outfit; ages 7-9
2. Constructed item, article, garment, or outfit; ages 10-13
3. Constructed article, garment, or outfit; ages 14-18
4. Purchased garment or outfit 7-9
5. Purchased garment or outfit 10-13
6. Purchased garment or outfit; ages 14-18

4-H members ages 10-18 (by January 1) are eligible to exhibit at State Fair in the Fashion Revue Show if qualify. See Kansas State Fair Book for more information.

Public Revue – will be held after the Anderson County Fair Parade at 8 p.m. in the livestock show arena. 4-Hers modeling must be ready to line up at 7:50 p.m.

Grand, Reserve, and Special awards in non-livestock projects will be given during the Fashion Revue. Program will start immediately following conclusion of parade.

4-H FIBER ARTS – DEPT. 18

MUST be enrolled in Fiber Arts Project

Superintendent: Jennifer Brummel

1. Exhibitors may enter two entries per section.
2. Make a label on 3" x 2½" piece of cloth, put class number, county or district, and name. Sew or safety pin label on the corner of flat articles. For garments, attach label to the front of the left shoulder seam, or left side of waistband, as if you were wearing the garment. Indicate fiber content of all classes.
3. When articles normally worn together are exhibited, fasten articles together securely with yarn.
4. Special consideration will be given to articles which are original designs. Please attach a note explaining the original design.
5. The exhibitor should attach an index card, no larger than 4"x6", with the entry form to give the judge any information on what parts of the exhibit they made, processes used, or other information which the exhibitor thinks would be helpful for the judge. For all items please indicate if item was made from a kit. For all items please indicate fiber content, and specifically if they are made of at least 60% wool. For quilted items indicate who did the quilting and binding.
6. Fiber Arts Educational Notebook – share with others what you have learned in this project about a particular Fiber Art. Exhibits should be in a notebook or binder. The notebook should include a narrative section describing the fiber art. It should include a clear description of the project, technique, budget, supplies, goals, accomplishments, successes, failures, and future plans. It may include samples of techniques, how-to's, photographs of completed projects, or other ways of educating others about fiber arts. NOTE: a collection of brochures, web pages, patterns, record book forms, etc., does not constitute an educational notebook. Follow copyright laws as explained in the General Rules as you are preparing your exhibit. Name, district and county, and fiber art covered must be clearly marked in this notebook.
7. Non-textile baskets or pieces should be entered in the Visual Arts Division. (examples include wood, reed, straw, grass, etc.)
8. When an exhibit is made using one or more Fiber Art techniques (i.e. knitting, crochet, needle arts, or patchwork and quilting), the determination of which class to enter the exhibit will be left up to the 4-H member.
9. Fiber Arts will be judged on the Saturday pre-fair judging day at the Community Building.

Classes:

1. **Crochet**, an article including felted items. See Rule #8.
2. **Knitting**, an article made by hand or machine including felted items.

See Rule #8.

3. **Needle Arts**, an article created by hand using any of the following techniques: See Rule #8.
 - (a) Embroidery and cross-stitch
 - (b) Needlepoint
 - (c) Candle wicking
 - (d) Crewel
 - (e) Lacework
 - (f) Appliqué
4. **Patchwork and Quilted**, article, it is acceptable to create the patchwork or quilted article and have someone else quilt it; indicate who did binding and quilting.
5. **Rug Making**, braiding, latch hook, tying, floor cloth. The finished product should be an item to be used in the home.
6. **Spinning**, a skein with minimum of 10 yards in length.
7. **Weaving**, a woven article; attach an index card explaining what type of loom or process was used.
8. **Ethnic Arts**, an article, a technique associated with a specific country or culture. It is a practical skill that was developed to provide basic family needs such as apparel, home furnishings, or decorations. A method maintained throughout history and passed down to others. Examples: batik, Swedish huck towel weaving, mud cloth, bobbin weaving, tatting, felted items that are not knitted or crocheted, etc. Attach information telling history, where used, by whom, how it was used, short description of the technique.
9. **Macramé**, one article.
10. **Fiber Arts Educational Notebook**.

4-H FOODS & NUTRITION – DEPT. 19

MUST be enrolled in Foods & Nutrition Project

Superintendents: Abbie & Sandi Fritz

4-H Club Foods Display Tables

Purple/Blue – \$25 • Red – \$20 • White – \$15

1. 4-H members may exhibit 4 **non-perishable** food products, 1 recipe box/notebook, 1 educational exhibit, 1 food flop, 1 food gift package, and 3 food preservation exhibits.
2. All 4-H foods will be boxed and sold at the fair. A small sample will be left on plates for exhibits.
3. Grand Champion and Reserve Grand Champion food exhibits will be auctioned off before the evening Livestock Premium Sale. **4-H members are responsible for bringing newly prepared food items to the auction for sale.**
4. All baked goods must be left whole and uncut. Small items such as

cookies and rolls should be the same shape and from the same recipe. Exhibit 3 cookies, 3 muffins, 3 breadsticks, 1 loaf of bread, etc.

5. Any baked product that can be removed from the pan should be placed on a plate, covered cardboard or disposable container of appropriate size for the exhibit.
6. Exhibits should be in food grade plastic bags, disposable plastic containers or boxes of appropriate size for the exhibit. Only the exhibit is judged, not the container.
7. For food safety purposes, any food with custard and dairy-based fillings and frostings (ex. cream cheese regardless of sugar content) raw eggs, flavored oils, “canned” bread or cakes in a jar, cut fresh fruit or any food requiring refrigeration (ex. bacon) or unbaked exhibit with raw flour will be disqualified and not judged.
8. Alcohol (ex. wine, beer and hard liquor) is not allowed as an ingredient in food entries. Entries with alcohol in the recipe will be disqualified and not be judged.
9. A complete recipe with ingredients and instructions must be attached with the entry. Label the bottom of the plate or cardboard with class number, food product name, 4-H member’s name, and county or district.
10. Unfrosted cakes should be exhibited in an upright position with crust showing. The exception is for cakes made with special designs such as Bundt cakes, which should be exhibited top crust side down.
11. Under baked entries will be lowered one or more ribbon placing.
12. All food name brands must be covered. Name brands not hidden will result in one lower ribbon placing.
13. For food safety purposes, any entries with frostings and fillings must calculate the amount of sugar in the frosting/filling recipe only. Calculation must be attached to entry, or the placing will be lowered one ribbon when judged. Frosting and fillings need to contain more than 65% sugar for safety. Examples on how to calculate this percentage are included in the publication located at:
<https://bookstore.ksre.ksu.edu/pubs/MF3544.pdf>. A worksheet is available at:
https://bookstore.ksre.ksu.edu/item/frostings-and-fillings-worksheet__4H1171
14. The exhibitor is encouraged to attach a 3” x 5” index card with the entry card in all foods classes to give the judge any information which the exhibitor thinks would be helpful for the judge to know.

26. Classes:

1. **Non-perishable Food Product.**
2. **Recipe box/notebook exhibit** (Not State Fair Eligible) – Juniors need 10 recipes; Intermediates need 20 recipes; Seniors need 30 recipes.
3. **Food Gift Package.** Food Gift Packages cannot contain any alcoholic beverages. A food gift box must contain at least 3 different food items prepared for human consumption, made by the 4-H member, in a suitable container no larger than 18” x 18” x 18”. Additional food items can be

added. Recipes must be on all prepared food items. On a recipe card, answer the following questions: a) what is the intended use; and b) what food safety precautions were taken during and after preparation. Home canned foods must follow Food Preservation Rules. Canning jars should not be used for baking per manufacturer's instructions. They could break during baking.

4. **Food Flop Exhibit** (Not State Fair Eligible) – 4-H members need to explain to the judge what caused the food product to flop and share solutions for the failed food product. Ribbon placing is based on how well the 4-H member understands the reason for the poor quality food product.
5. **Modified Non-Perishable Food Product.** (Not State Fair Eligible)
Product must be modified from original recipe to nutritionally enhance the food product. Attach one – 8½" x 11" page (front and back) that includes Original Recipe, Modified Recipe, and Narrative to describe modifications made, why modifications were made and lessons learned such as nutritive value or changes in appearance, doneness, aroma, flavor, tenderness and/or texture. Example: a standard blueberry muffin recipe that is modified to make it gluten free. Suggested resources:
Altering Recipes for Better Health Purdue University:
<http://www.extension.purdue.edu/extmedia/cfs/cfs-157-w.pdf>
Altering Recipes for Good Health Texas A&M University
<http://gillespie.agrilife.org/files/2013/02/Altering-Recipes-for-Good-Health1.pdf>
6. **Educational exhibit.** Educational exhibits can be a poster (22" x 28" maximum), notebook, or display (3' x 4' tri-fold display board). Follow copyright laws explained in General Rules. Name and county/district must be clearly marked on educational exhibits. Note: A collection of favorite recipes is NOT an educational exhibit. No card table displays are allowed.
7. **4-H Club Foods Display Table.** Each 4-H club will decorate a table to display their club's 4-H foods exhibits; labels for each individual 4-Her are required. Tables can be set up after foods are judged. All food name brands must be covered. Name brands not hidden will result in one lower ribbon placing.
8. **Cookie Jar Contest**
 - Must be a wide mouth gallon jar with a lid that seals.
 - Must have 5 different types of cookies.
 - Decorations may not extend out farther than 4" from side of jar.
 - At least 50% of jar must be clear so that cookies are visible.
 - Each cookie must be individually wrapped with plastic wrap.
 - Each 4-H Club can enter one (1) jar.
 - One cookie of each type must be displayed on a plate in front of the cookie jar.
 - The cookie jar must be on display in the Community Building by 3 p.m. on Monday, July 28th.

Judging:

- Jars will be judged by the Food(s) judge
- Jars will be auctioned off at the Anderson County 4-H Sale on Friday evening, August 1.

Proceeds from the auctioned jars will go back to the 4-H Clubs.

Divisions:

1. Beginner 7-8 years old (not state fair eligible)
2. Junior 9-11 years old
3. Intermediate 12-14 years old
4. Senior 15-18 years old

*All 4-H foods must be entered between 1-4 p.m. on Monday
Conference Judging will be from 1-4 p.m.
1-2 p.m.: Seekers Not Slackers
2-3 p.m.: Star Shooting & Cherry Mound
3-4 p.m.: Lucky 13*

4-H FOOD PRESERVATION – DEPT. 20

MUST be enrolled in Foods & Nutrition Project

Superintendents: Abbie & Sandi Fritz

1. 4-H members may exhibit 3 food preservation exhibits. Members may only enter one entry per class.
2. Exhibits must have been preserved since the member's previous year's county fair and not exhibited at the previous State Fair.
3. Recipes and processing methods from the sources below are recommended. Recipes must be from 1995-Present AND MUST BE ADJUSTED FOR ALTITUDE based on your processing location, or it will be disqualified. Processing methods that will be disqualified include: open kettle canning, oven canning, sun canning, and using electric multi-cookers. For more information on electric multi-cookers, see http://nchfp.uga.edu/publications/nchfp/factsheets/electriccf_cookers.html. If using the Presto Precise® Digital Pressure Canner, please indicate if the appliance is used for water bath or pressure canning. Untested recipes will be disqualified for food safety reasons. Tested recipe sources include:
 - K-State Research and Extension Food Preservation publications
 - Other University Extension Food Preservation publications
 - USDA Complete Guide to Home Canning, @2015
 - So Easy to Preserve, 6th edition, The University of Georgia Cooperative Extension Service
 - Ball® Blue Book Guide to Preserving, Edition 38
 - Ball® Complete Book of Home Preserving, @2024
 - Canning mixes (i.e. Mrs. Wage's, Ball®)
 - Pectin manufacturers (i.e. SureJell, Ball®)

- KSRE Rapid Response Center Recipes
 - National Center for Home Food Preservation
 - Ball® and Kerr
4. Refer to the following K-State Research and Extension publications for more information:
 - 4H712, Food Safety Recommendations for Food Preservation Exhibits (<http://www.ksre.ksu.edu/bookstore/pubs/4H712.pdf>)
 - MF3170 “10 Tips for Safe Home-Canned Food” (<http://www.ksre.ksu.edu/bookstore/pubs/MF3170.pdf>)
 - MF3171 “Sassy Safe Salsa at Home” (<http://www.ksre.ksu.edu/bookstore/pubs/MF3171.pdf>)
 - MF3172 “What’s Your Elevation?” (<http://www.ksre.ksu.edu/bookstore/pubs/MF3172.pdf>)
 - MF3241 “How to Guide to Water Bath Canning and Steam Canning” (<http://www.bookstore.ksre.ksu.edu/pubs/MF3241.pdf>)
 - MF3242 “How to Guide to Pressure Canning” (<http://www.bookstore.ksre.ksu.edu/pubs/MF3242.pdf>)
 5. Alcohol is not allowed as an ingredient in food preservation entries. Entries with alcohol in the recipe will be disqualified and not be judged.
 6. There are no safe recommendations to can white peaches or elderberries.
 7. Each exhibit must have the complete recipe and instructions attached with the entry card, or it will be disqualified. Recipe must include exhibitor name, recipe source, date of publication and altitude. Where food was processed. If using Mrs. Wage’s or Ball mixes, indicate the date the mix was purchased.
 8. Exhibits must be processed in clean, clear standard canning jars, with matching brand (ex: use Ball lids on Ball jars, or Kerr lids on Kerr jars, etc.) two piece lids. Do not use colored jars. Do not add fancy padded lids, fabric over wraps or cozies as they interfere with the judging process. No fancy packs unless recipe states to do so (ex: Pickled asparagus). Jars must be sealed when entered. For food safety reasons, the size of jars used must not be larger than the jar size stated in the recipe. Note: There are 12-ounce, 24-ounce and 28-ounce canning jars available and may be used. Use pint jar process recommendations for 12-ounce jars. Use quart jar process recommendations for 24 ounce and 28-ounce jars.
 9. Each jar exhibited must be labeled. The label must not cover brand name of jar. You may need to make a label using an adhesive mailing label. The label must give: Class No, Division, Product, Altitude where processed, Canning Method (water bath, weighted gauge or dial gauge pressure method), Process Time, Pressure (psi), date processed including month and year, Name, and County/District. **Labels are also available at the Extension Office before fair or at time of entry from the Superintendent.**
 10. If dried food product is not in a canning jar, it will be lowered one ribbon rating. Suggested amount: 1/3 – ½ cup, or three or four pieces per exhibit.
 11. All meat jerky must be heated to an internal temperature of 160 degrees F

before or after drying. This is not the drying temperature! Jerky not heated to an internal temperature of 160 degrees F will be disqualified and not be judged. Heating information can be found in “Dry meat Safely at Home” www.ksre.ksu.edu/bookstore/pubs/MF3173.pdf

12. Dried products must include the recipe, preparation steps and heating instructions.

Classes:

- | | |
|---|--|
| 1. Sweet Spreads (Fruit and/or Vegetables), Syrups; One jar | 4. Pickles (Fruit or Vegetable), Fermented Foods and Relishes and Chutney; One jar |
| 2. Fruits, Juices, Fruit mixtures (Salsa, Pie Filling, etc.); One jar | 5. Tomato/Tomato Products, Tomato Juice and Tomato Salsa; Salsa in pints only, One jar |
| 3. Low Acid Vegetables (green beans, corn, etc. or vegetable mixtures); One jar | 6. Canned Meats; One jar |
| | 7. Andy Dried Foods; One small jar |

4-H FORESTRY – DEPT. 21

MUST be enrolled in Forestry Project

Superintendent: Heather Corley

1. Each member may enter up to two exhibits in 4-H Forestry but only one entry per class. Participants can exhibit in a collection phase and one other class, 5104-5109, or they may exhibit in any two non-collection classes, 5104-5109.
2. All leaf exhibits are to be mounted on 8½” x 11” heavy stock paper and placed in loose leaf binders. (Magnetic or adhesive filler sheets for photographic prints or sheet protectors are recommended.) Twigs and fruit collections may be exhibited in whatever manner you choose. Maximum tri-fold size is 3’ x 4’. Resources for exhibiting are located on the Kansas 4-H forestry project page: <https://www.kansas4-h.org/projects/plant-environmental-science/forestry>
3. Name, club, age, and year in project should be on front cover or in a prominent location.
4. Leaves should be identified with an appropriate label located near the leaf on the same page. These labels should include (1) The proper common name as listed in the 4H334, “List of Native Kansas Forest Trees” (<https://www.bookstore.ksre.ksu.edu/pubs/4H334.pdf>); (2) Scientific Name (3) Location (city and/or county) where collected; and (4) date (day, month, year) or (month, day, year) collected.
5. Divide specimens into the following two sections: Native Kansas Trees, and Non-Native Trees. (<https://www.bookstore.ksre.ksu.edu/pubs/4H334.pdf>)
6. New specimens are those specimens collected during the current 4-H year and cannot be a duplicate tree species of previously displayed specimens.
7. Group specimens according to the years collected (ex. “old-previous

- years” and “new”).
8. Variations of varieties do not count as different species or specimens.
 9. When replacing previously displayed samples, due to degradation, improper mounting or incorrect identification, the specimen label must also be updated. Replacements do not count as new specimens. Replacements should be displayed in the “old previous” section of the display.
 10. If you retrieve information for your forestry exhibit, you must include a reference citation to the source.
 11. In all leaf collections , exhibit one complete leaf where possible. If leaf is too large, exhibit as much as possible. Sketch in reduced scale the entire leaf and illustrate where the exhibited portion is from. Note: A “leaflet” is incorrect when displayed as the complete leaf for the tree.
 12. All work must show originality. Leaf collections and displays should not closely resemble work done by others in the same club.

Knowing Trees as Individuals – Leaf Collections

Section 1

Forestry Collection: (Choose either A or B) Only those exhibiting at the state fair for the first year may enter this class.

Classes:

- A. Exhibit a minimum of 10 different leaves from native Kansas trees collected within the year. Exhibit can include non-native leaves in addition to the required number of leaf specimens collected from native Kansas trees.
- B. Exhibit a minimum of 5 native Kansas trees showing leaf, twig and fruit from each species collected.

Section 2

Forestry Collection: (Choose either A or B) This class is open to those exhibiting either for the first or second time at the state fair.

Classes:

- A. Exhibit a minimum of 20 different leaves (including 10 new specimens) from native Kansas trees. Exhibit can include non-native leaves in addition to the required number of leaf specimens collected from native Kansas trees.
- B. Exhibit a minimum of 10 native Kansas trees showing leaf, twig, and fruit from each species collected. This exhibit must include 5 new leaf, twig, and fruit specimens.

Section 3:

Forestry Collection: (Choose either A or B) This class is open to those exhibiting either for the third or fourth time at the state fair.

Classes:

- A. Exhibit a minimum of 30 different leaves (including 10 new specimens)

from native Kansas trees. Exhibit can include non-native leaves in addition to the required number of leaf specimens collected from native Kansas trees.

- B. Exhibit a minimum of 15 native Kansas trees showing leaf, twig, and fruit from each species collected. This exhibit must include 5 new leaf, twig, and fruit specimens.

Section 4:

Forestry Collection: (Choose either A or B) This class is open to those exhibiting the fifth time or more at the state fair.

Classes:

- A. Exhibit with a minimum of 40 different leaves (including 20 new specimens) from native Kansas trees. Exhibit can include non-native leaves in addition to the required number of leaf specimens collected from native Kansas trees.
- B. Exhibit a minimum of 20 native Kansas trees showing leaf, twig, and fruit from each species collected. This exhibit must include 10 new leaf, twig, and fruit specimens.

Section 5:

How a Tree Grows

- 5. Notebook: Entry may include a project notebook with 10 or more seeds collected with pictures showing a germination study or a mounting of a thin section of wood cut from the end of a log or top of stump labeled with information such as kind of wood and age of tree when cut or exhibits an illustration of how a tree grows.

Tree Appreciation

- 6. Notebook: Entry may include a research or reporting project notebook with no more than 10 pages based on the exhibitor's selected tree. Exhibit must be a different species of tree each year. This notebook may include sketches, drawings, pictures, a story, or any other things which will help tell about the tree you have selected.

Growing and Protecting Trees

- 7. Display/Notebook: Entry requires a display, or project notebook, telling about project and pictures before, during, & after planting seedlings, a container tree, or a balled and bur lapped tree. Maximum tri-fold size is 3' x 4'.

Tree Culture

- 8. Display/Notebook: Entry requires a display, or project notebook, showing your project work and includes pictures of before, during and after wood lot improvement. Maximum tri-fold size is 3' x 4'.

How Forests Serve Us

- 9. Entry may include collected wood samples (all or partial) and essay.

Wood sample display to be mounted on poster board or any stiff material no larger than a 3' x 4' tri-fold. Essay should be displayed in a covered binder.

Educational/Creative Exhibit

10. Entry must be directly related to tree identification or Forestry. Type of exhibit is open (notebook, poster, collection box, etc.) given a maximum tri-fold size of 3' x 4'. Care should be taken to use durable materials that will withstand fair conditions. This is a good class to exhibit an unusual collection.

4-H GEOLOGY – DEPT. 22

MUST be enrolled in Geology Project

Superintendent: Heather Corley and Gayla Corley

Saturday Judging: July 26

Location: Extension Office Meeting Room

1. Geology boxes and exhibits need to be delivered to Extension Office between 8:30-9 a.m. on Saturday, July 26 for judging. All 4-H geology boxes will be judged in the morning.
2. Exhibit boxes for collections must be 18" x 24" x 3½" with a removable top. All specimens are to be arranged across the narrow (18") dimension of the exhibit box, making the exhibit 18" across the top and 24" deep. Plexiglas covers are required and any exhibit with a glass cover will NOT be accepted. The Plexiglass cover must be removable from top. Screws, locks, or other devices preventing judges from removing Plexiglas cover should not be used or the box will be disqualified.
3. Exhibitors are to identify each display box by placing a label with name, county or district and number of specimens in the upper left-hand corner of the Plexiglas cover and attaching an identical label with the same information to the outside, lower right-hand corner of the box.
4. Geology specimens should be labeled with the specimen number, date collected, specimen name or description and location (county only unless collected in authorized counties in Missouri and Oklahoma and then state added, see #6) where collected.
5. All specimens must be collected in the state of Kansas (only exceptions those allowed in #6) during the current 4-H year, which will be allowed starting on the day after the conclusion of the State Fair.
6. Classes 1-7, specimens should be mounted in the box by proper groups – rocks, minerals and fossils. These specimens must be collected from locations in Kansas. Out-of-state specimens will not count in the minimum number for the class, nor will they be considered in judging with the exceptions of Tri-State Mining Area specimens collected from these three adjacent counties: Ottawa County, OK; Newton and Jasper

Counties, MO.

7. Classes 1-7, each specimen must be mounted on a proper label and properly identified:
 - a. Fossils must be identified to the Phylum, Class, and Genus level. The Genus must be underlined or in italics. If unable to identify Genus use label Part and identify the part collected. More than one specimen of the same genus of a fossil may be exhibited if this duplication represents different geological formations. Specimen label must show this duplication as the Source (the formation must be named as Fort Hays limestone, not just limestone; calcite from the Source: Greenhorn Formation not just calcite. Example: No. 1, Date: May 23, 2025, Phylum: Brachiopoda; Class: Articulata; Genus: Composita; Source: Severy Shale; Location: Osage County.
 - b. Rocks must be labeled with the rock type, name of the rock, and if more than one limestone, sandstone, shale, igneous or metamorphic rock collected a formation must be named. Identify the rock types as igneous, metamorphic or sedimentary and rock types must be spelled out on labels or have a legible key.
 - c. Minerals must be labeled with name of specimen. Minerals in boxes with rocks and fossils do NOT need the type name. That is ONLY needed in the Mineralogy Class.

Classes:

1. Junior (First year exhibit; 7-9 year olds: NOT State Fair eligible)
9 specimens: 3 rocks, 3 minerals, and 3 fossils. Labeling follows General Rule #7 above.
2. Junior (Second year exhibit; 7-9 year olds; NOT State Fair eligible)
12 specimens with a minimum 3 rocks, 3 mineral, and 3 fossils and adding 3 new specimens to last year's collection. Labeling follows General Rule #7 above.
3. Junior (Third year exhibit 7-9 year old: NOT State Fair eligible)
15 specimens with 3 rocks, 3 minerals, and 3 fossils added to last year's collection. Labeling follows General Rule #7 above.
4. Display 15 specimens: all new from current 4-H year, at least 5 rocks, 5 minerals, and 5 fossils, labeling will follow General Rules above in No. 7. Exhibitor is limited to one exhibit box and is eligible to show at State Fair for first time.
5. Display a minimum of 30 specimens: at least 5 rocks, 5 minerals, and 5 fossils. at least 5 of each. Fifteen new specimens must be collected during the current year. Labeling follows General Rule #7 above. Exhibitor is limited to one exhibit box. (Member is eligible to show at State Fair second and third time.)
6. Display a minimum of 45 specimens: at least 5 rocks, 5 minerals, and 5 fossils. Fifteen new specimens must be collected during the current year. Labeling follows General Rule #7 above. Exhibitor is limited to two

exhibit boxes. (Member is eligible to show at State Fair fourth or fifth time.)

7. Display a minimum of 60 specimens: at least 5 rocks, 5 minerals, and 5 fossils. Fifteen new specimens must be collected during the current year. Labeling follows General Rule #7 above. Exhibitor is limited to two exhibit boxes (Member is eligible to show at State Fair six times or more.)
8. Geology Educational Exhibit: Exhibit relating to everyday living; or to a mineral test, a rock formation, geological history, species of a fossil, forms of one mineral, a variation of one kind of rock, archaeological artifacts, or Indian artifacts. Digital formats are accepted. Please make arrangements for the judge to view your exhibit and have a hard copy for display. List your sources used (example: web addresses or books reviewed). Exhibit limited to 4 feet of table space. Care should be taken to use durable materials that will withstand Fair conditions. Exhibitor may show in the class regardless of the number of times he or she has exhibited at the County or State Fair or whether exhibiting in other geology classes or lapidary class.
9. Mineralogy Display: A minimum of 15 mineral specimens collected in Kansas or counties in General Rules #6., at least 5 of which have been collected during the current 4-H year. They must fit in one standard display box (see General Rule # 2. The minerals are to be grouped by mineral class (ie: Carbonates, Oxides, Silicates) and at least 3 classes must be represented. The specimens must be labeled with the number of the specimen, date collected, name of specimen, location where collected and chemical composition (ie: CaCO_3 for calcite) if known.
10. Paleontology Display: Display a minimum of 15 fossil specimens collected by the participant in Kansas, at least 5 of which have been collected during the current 4-H year. The member must use one standard display box (see General Rule #2). The fossils are to be grouped by Phylum and Class, and at least 3 phyla must be represented (Brachiopoda, Chordata, Mollusca, etc.) The specimens must be labeled with the number of the specimen, date collected, county where collected; formation, member, or source; phylum, class, and genus or part; and geologic age (Cretaceous, Permian, Pennsylvanian, etc.) See general rule #7 for labeling of fossils.

Lapidary:

The dimensions of the box should be appropriate for the display but should not exceed 18" x 24" x 3½". The work (polishing/tumbling) must be done by the exhibitor as this is part of the learning experience.

All lapidary specimens should be labeled with the following information:

- Specimen name
- Place of origin (country, state, or county; county required for Kansas specimens)
- Purchased or self-collected

- Date lapidary treatment began
- Date lapidary treatment completed (treatment completed after the State Fair is considered a new year specimen).

Classes:

1. Lapidary. Junior (7-9 year olds; exhibiting for first time at fair; NOT eligible for State Fair) Display at least 2 varieties of polished (tumbled) specimens and 2 varieties of unpolished specimens that have not yet received lapidary treatment. These do not have to be identified.
2. Lapidary. Junior (7-9 year olds; exhibiting for second time at fair; NOT eligible for State Fair) Display previous years specimens and add 2 new polished (tumbled) specimens of different varieties and 2 new unpolished specimens of different varieties not yet received lapidary treatment. These do not have to be identified.
3. Lapidary. Junior (7-9 year olds; exhibiting for third time at fair; NOT eligible for State Fair) Display previous years specimens and add 2 new polished (tumbled) specimens of 4 different varieties and 2 new unpolished specimens of different varieties not yet received lapidary treatment. These do not have to be identified.
4. Lapidary 1: Display at least 5 varieties of polished (tumbled) specimens and 5 varieties of unpolished specimens that have not yet received lapidary treatment. These do not have to be identified. Only those exhibiting lapidary at the State Fair for the first time may exhibit in this class.
5. Lapidary 2: Display before and after examples of at least 3 varieties of specimens at least 2 tumbled-polished and 2 unpolished of each. At least 2 varieties should be collected from the native site by the 4-H member, at least one of which comes from Kansas. Locales must be identified. Lapidary work on at least 3 varieties should be done during the current 4-H year.
6. Lapidary 3: Display before and after examples of at least 9 varieties of specimens, at least 2 tumble-polished and 2 unpolished of each. At least three varieties should be collected from the native site by the 4-H member, at least two of which comes from Kansas. Locales must be identified. Lapidary work on at least three varieties should be done during the current 4-H year.
7. Lapidary 3: Exhibit at least 6 specimens that have not had previously been exhibited, which have received lapidary treatment. Lapidary treatment may consist of polishing, and end, face, or flat lapping. Specimens must represent at least 3 different varieties and include at least 3 cabochons of any size and shape, only one of which may be free formed. A cabochon is a style of cutting in which the top of the stone forms a dome or curved convex surface. Three of the specimens must be mounted into jewelry findings.

Special Lapidary Exhibits should be entered in class Lapidary 3. Please note

each member is limited to one entry in this class.

4-H & FFA HORTICULTURE AND LANDSCAPE DESIGN – DEPT. 23

MUST be enrolled in Horticulture and Landscape Design Project

Superintendents: Gayla Corley and Gaylene Comfort

1. Two entries per section. 4-H members.
2. Information about exhibiting produce is available online in the publication “Exhibiting Fruits and Vegetables” available at <http://www.bookstore.ksre.ksu.edu/pubs/c405.pdf>
3. Place produce on a disposable plate, bowl, or container that will support the weight of the produce. Attach entry form to plate or container with string or tape. All entries must be freestanding, easily moved, and not require any special equipment to display. Hanging entries are not accepted.

Sections:

- | | |
|--|---|
| 1. Red potatoes, five | 21. Bell peppers, five |
| 2. White potatoes, five | 22. Peppers, not bell, five |
| 3. Sweet potatoes, five | 23. Jalapeño Peppers, five |
| 4. Yellow tomatoes, five | 24. Anaheim Peppers, five |
| 5. Roma tomatoes, five | 25. Habanera peppers, five |
| 6. Red tomatoes, five | 26. Mango peppers, five |
| 7. Cherry ornamental tomatoes, five | 27. Summer squash, one |
| 8. Grape tomatoes, five | 28. Winter squash, one |
| 9. White onions, five | 29. Eggplant, one |
| 10. Yellow onions, five | 30. Cabbage, one |
| 11. Red onions, five | 31. Cantaloupe, one |
| 12. Carrots, five | 32. Honeydew, one |
| 13. Beets, five | 33. Watermelon, one |
| 14. Parsnips, five | 34. Pumpkin, one |
| 15. Turnips, five | 35. Miniature Pumpkins, five |
| 16. Beans, green snap, twelve | 36. Sweet corn, 10 ears |
| 17. Beans, yellow wax, twelve | 37. Popcorn, 10 ears |
| 18. Lima beans, twelve | 38. Indian corn, 10 ears |
| 19. Okra, five | 39. Miscellaneous Vegetable not mentioned above: large (1-each); medium (5-each); small (12-each) |
| 20. Cucumbers, five | |
| 40. Garden display – Display consists of 5 different types of fresh vegetables or fruit. Canned products and shelled vegetables are not acceptable. Only one variety of each type of vegetable or fruit may be exhibited. The numbers of the five types of vegetables to be exhibited are as follows:
• Large Vegetables (1 each) cabbage, cantaloupe, eggplant, large | |

pumpkin, squash, watermelon.

- **Medium Vegetables (5 each)** beets, carrots, cucumbers, decorative gourds, potatoes, miniature pumpkins, okra, onions, peppers, radishes, sweet potatoes, tomatoes, garlic or other similar sized vegetables.

- **Small Vegetables (12 each)** green snap beans, wax beans, English peas, cherry and pear tomatoes, or other similar sized vegetables.

- **Small Fruits (One half pint box)** strawberries, blackberries, raspberries, or other similar sized fruits.

- **Tree Fruits (5 each)** apples, pears, peaches, or similar sized fruits.

41. Fresh Culinary herbs (6) example: parsley, basil, dill, etc. Six stems (or a comparable quantity) of ONE VARIETY of fresh herbs must be exhibited in a disposable container of water. Dried herbs are not accepted.
42. Small fruits (one half pint box) example: strawberries, blackberries, raspberries, or other similar sized fruits. (If other, please include name of fruit on entry.)
43. Tree fruits (plate of 5) example: apples, pears, peaches, or similar sized fruits.
44. Grapes (plate of 2 bunches)
45. Decorative gourds, five (no State Fair class)
46. Assortment of 3 gourds, any variety (no State Fair class)

4-H HORTICULTURE AND LANDSCAPE DESIGN – FLORAL EXHIBITS (FLORICULTURE)

MUST be enrolled in Horticulture and Landscape Design Project

Superintendent: Erin Miller

1. Exhibitors may enter 2 entries in each section.
2. Members are encouraged to exhibit cut flowers and fresh floral arrangements in disposable containers. If a non-disposable container is used, mark it plainly with your name, district, and club. The fair is not responsible for any loss or damage to the flower, arrangements, vases or containers.
3. All materials must be grown and/or collected by the exhibitor rather than purchased.
4. Information about exhibiting flowers can be found online in the publication "Preparing Cut Flowers for Exhibit," available at <http://www.bookstore.ksre.ksu.edu/pubs/4H826.pdf>.

Classes:

1. Celosia (cockscomb), plumed or crested
2. Zinnia, any color
3. Large Marigold, any color
4. Small Marigold, any color

5. Gladiolus, any color
6. Large Dahlia, any color
7. Small Dahlia, any color
8. Hybrid tea roses, any color
9. Floribunda roses, any color
10. Sunflower, large
11. Sunflower, small
12. Potted annual flowering plant
13. Potted plant
14. Any other perennial
15. Any other annual
16. Any planted wild flower annuals cared for by 4-H member
17. Any planted wild flower perennials cared for by 4-H member
18. Current County Fair Theme arrangement
17. Holiday arrangement
18. Country Wildflowers arrangement
19. Miscellaneous Arrangement
20. Horticulture Notebook. Entry shall consist of a notebook or three ring binder of written narrative describing a horticulture project such as a landscape design, landscape installation, lawn renovation, water garden, flower garden, vegetable garden, lawn mowing service, landscape maintenance business, farmer's market business, or other horticultural project. 4-H members are encouraged to include photographs, illustrations and/or landscape drawings that help explain work done by the member. Photos taken from the same location before, during and after the completion of the project are particularly helpful.

4-H INTERIOR DESIGN & ARCHITECTURE – DEPT. 24

MUST be enrolled in Interior Design & Architecture Project

Superintendents: Heather Corley

**This project is currently in its pilot year (2025)
and most exhibit categories are new.**

1. An entry card must be attached to the exhibit with material appropriate to the exhibit: safety pins, tape, string, etc.
2. Projects must follow individual class guidelines and provide enough information to explain design intent using basic design vocabulary as described in pilot project materials.
3. Projects entered that do not follow specific class guidelines will not be judged.
4. A member may enter only one class in this division.

In 2025, the Interior Design and Architecture Pilot Project was launched, which

includes new classes and class descriptions. Because of this, we will not be accepting notebooks or furniture items in this division.

Classes:

1. **Interior Room Design Board.** Select one room within your home or imaginary/future home (bedroom, bathroom, kitchen, etc.) to design.
 - Create a basic floor plan showing wall footprint including any furniture, fixture and/or cabinet layout. Include any other illustrations, drawings or photographs to help support your design. Also include material/finish samples (wall treatments, floor covering, paint samples, etc.) Label drawings, material finishes and any additional information so the audience understands their intention. All finishes should be attached to the presentation board along with budget information and design intent..
 - To explain your design intent, write a brief description to be included on the design board. (no more than one page 8.5" x 11").
 - Presentation boards must be foam core or a standard tri-fold display. Presentation board should be cut to size to fit all drawings, finish materials, images and written materials so it's easily viewed without being oversized. Workmanship, design layout and neatness should be taken into consideration when completing the presentation board.
2. **Two Collages on Presentation Board.** In this project, develop two imaginary interior rooms. Each room should start out with identical dimensions and features (doors, windows, etc.) The function of the room can be up to you (bedroom, coffee shop, art studio, etc.) but should be the same for both rooms. For each space, use collage to create a feeling or mood for the occupants of the space. The mood created for one space should be the opposite or contrast to the second space. Choose a pair of contrasting words from the list provided in the Pilot project materials are located on the Kansas 4-H website under "projects" and "Interior Design & Architecture".
 - Each collage must be on its own page. Maximum page size preference and maximum is 11 x 17; can use smaller dimensions if needed. Collages should utilize layers to convey a space that includes a background, midground and foreground. Once these are established, add as many additional layers as needed. Use print materials from magazines, colored paper, the internet, or other design materials to find furniture, lighting fixtures, textures and other elements to complete each collage. Don't worry too much about the functionality of the space but focus on materials and colors to create the mood of the space.
 - For each collage, write a brief description of your design intent. (one to three paragraphs total). Additionally, you may include research, inspiration imagery or any additional drawings that helped you design your space.
 - Adhere to both collages and design intent on a foam core presentation board. Label each collage with the descriptive words you selected from

the list.

- Foamcore presentation board should be cut to size to fit all collages, images and written material so it's easily viewed without being oversized.
 - Workmanship, design layout and neatness, and design strategy should be taken into consideration when completing your presentation board.
3. **Two Diorama Models.** Similar to class 4401, 4-H Members will construct two dioramas, one for each space demonstrating contrasting moods. Each diorama will be designed within similar sized boxes. Boxes should be large enough to be easily viewed but no larger than 12" length x 10" height x 8" depth. Both rooms being depicted need to be the same size. Manipulation to the box is allowed (cutting open such as windows, etc.)
- Dioramas should use layers to convey a space which includes a background, midground and foreground. Once you have these established, you can add as many layers as needed. Use print materials from magazines, scrapbook paper, colored paper, the internet or other design materials to find items such as floor, ceiling or wall coverings, furniture, lighting fixtures, textures and other elements to complete each room or diorama. Elements will need to be cut out and adhered to a rigid material such as foamcore board or cardboard and securely placed inside the box to establish each background, midground and foreground to reflect the design of the room.
 - Don't worry too much about the function of the space, focus on materials and colors to create the mood of the space. Use openings in your container to experiment with the effect of light in your space.
 - Dioramas should not contain purchased toy figures, miniature furniture cabinets or moveable parts, but may include securely adhered 3-dimensional elements of the the project member's own making. Elements should be adhered to materials easily found at home. For example: magazine photos, cardstock, plastic, cardboard, chipboard or other material to depict design finishes/elements within the diorama.
 - Include small, foam core presentation board with the set of dioramas that includes design intent for each diorama and any research or inspiration imagery used to complete the dioramas.
 - Workmanship, design layout and neatness, and design strategy should be taken into consideration when completing your dioramas.
4. **Marble Maze or Enclosure.** Create a space in which a marble will move through a sequence of rooms, enclosures or spaces. Use different types of elements and materials to enclose your spaces or guide the marble. Consider the size of the marble and how you want the space to feel – big and open or small and enclosed. Pay close attention to the sizes of architectural elements relative to the size of the marble.
- To begin, identify a clear goal for the marble maze or enclosure. Use the glossary in the pilot project materials (located at www.Kansas4H.org)

under projects, then interior Design & Architecture) for design vocabulary to help support the goal.

- To construct the marble maze or enclosure, use household materials found around the home to create the structure. (cardboard, chipboard, construction paper, paper towel or toilet paper tubes, etc.). Materials don't have to be boring, but they should be functional. Don't be afraid to get creative with your construction materials when thinking of your overall goal and presentation.

- No minimum size requirements for this project, but the base of the structure should be no larger than 18" x 24" (poster board size) and 12" in height.

- In addition to your enclosure/maze, you may also present a small design board with illustrations/drawings to help the audience understand the path of travel for the marble, or the rules for which you designed.

- Presentation board can be made from foam core or a small tri-fold display. Adhere illustrations, photos or drawings to the board with any other information useful to the viewer including design intent and goals you set for the marble maze/enclosure.

- Write or type a brief description of your design intent (1-3 paragraphs total) to be included on the design board.

- Workmanship, design layout and neatness, and design strategy should be taken into consideration when completing your enclosure.

5. **Marble Maze Presentation Board Only.** Presentation board should be foam core or tri-fold display with below items attached:

- Include drawings of your marble enclosure/maze design; (examples include floor plan, section, elevations, etc.)

- In addition to your base drawings, include any illustrations/drawings to help your audience understand the path of travel for the marble. You may also include quality photographs that show the sequence of the marble moving through the built design. Images may be annotated, meaning you can use notes to explain your thoughts/design intent, on the board. This sequence of photos should visually tell the story of your design.

- Write or type a brief description of your design intent (1-3 paragraphs in total) to be included on the presentation board.

- Workmanship, design layout and neatness, and design strategy should be taken into consideration when completing your design board.

4-H PHOTOGRAPHY – DEPT. 25

MUST be enrolled in Photography Project

Superintendent: Michelle Lynn

1. Exhibitors are limited to **10** entries from their current year's project work.
2. Photographs entered must be the result of the current year's work by the

4-H member. Photo images must be taken by the 4-H member (exhibitor).

3. All photos must be no larger than 8" x 10" and no smaller than 7" x 9", after trimming. Photos **MUST** be mounted across the narrow (11") dimension of an 11" x 12½" photo mat from the Extension Office. The top edge of the photo must be 1" down from the top of the photo mat. Sides of the enlargement photo should be equal distance from the edges of the photo mat. A permanent mount should be made by using photographic adhesive available at the Extension Office. See illustration.
4. No lettering including dates permitted on the front of the photo mat or picture. **On back of photo matte write: photo description, district/county, name, address, location where photo was taken.**
5. Photos must be exhibited in an unsealed protective bag. These may be purchased from Extension Office for a small fee. Photo adhesive is also available. **DO NOT SEAL BAG PRIOR TO JUDGING.**
6. Photographs taken with a digital camera and having no more adjustments than exposure, color intensity, or correction, one click filter effects, red eye removal, cropping, dodging and burning should be entered in the standard color or black & white classes. HDR photos are to be entered in the standard photo class.
7. The black and white classes are for black and white photos **ONLY**. Monochromatic prints, including sepia prints are considered color photos and must be entered in the appropriate color photo class.
8. **Photos with live subject(s) on railroad right of away or taken from railroad right of way property will not be displayed in Kansas 4-H Photography and**

will be

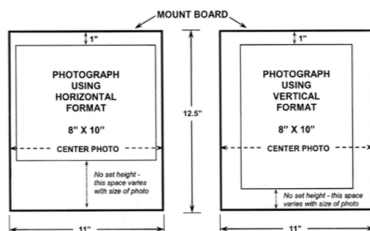
disqualified and not judged.

9. Copyright protections must be observed.

Classes:

1. Color photos taken by a 4-H member with 3 years or less in the project.
2. Color photos taken by a 4-H member with 4-7 years in the project.
3. Color photos taken by a 4-H member with 8 or more years in the project.
4. Black & White Photos taken by a 4-H member with 3 years or less in the project.
5. Black & White Photos taken by a 4-H member with 4-7 years in the

PHOTO DISPLAY INSTRUCTIONS



NOTE: Use only adhesives designed for permanent photography mounting. Do not use rubber cement or other household glues (white glue, etc.).

BACK OF MOUNT BOARD

Photo Description: (Please indicate the geographical location of the photo in your description)

County or District/County:

Name:

Address:

City, State, Zip:

project.

6. Black & White Photos taken by a 4-H member with 8 or more years in the project.

Following Sections are not eligible for exhibit at Kansas State Fair

7. Sequence – 2 or more photos.
8. Story telling sequence - 5 or more pictures.
9. Photo album – portfolio of work done during the year. Photos are to be categorized, each photo captioned. (Photography or craft judges may judge this entry depending upon their expertise.)

Portfolio Classes

Growth Portfolio

1. Member must have been enrolled in Photography project for five (5) years or more.
2. Exhibit will consist of one photo for each year of enrollment. Each photo must have been created in a different year and must be labeled with the year taken/project enrollment year. A maximum of 5 photos may be included, if the member has 5 or more years of enrollment. Photos are not required to be in a consecutive order. For example, a nine-year-old with three years enrollment in photography is eligible to enter a growth portfolio. The portfolio in this example should have one photo from the seven-year-olds year, one photo from the eight-year-olds year, and one photo from the nine-year-olds year. The growth portfolio class may start at any time in the member's photography career. For an older member, the growth portfolio would represent any five years in the project, for example, years, 1, 3, 5, 7 and 9 for a member having project enrollment totaling 9 years.
3. Photos must be 8" x 10" and may be color or black and white and must be unmounted.
4. An information sheet must accompany each photo giving brand and model of camera used to create the photo. Settings for focal length, aperture, mode and shutter speed must also be listed. Skill set used to create the photo must be given and fully explained. Main goal for each year should be listed.
5. A short introduction of the photographer should be placed in the first page. This introduction should tell why the 4-H member enrolled in the Photography project and why they have continued to enroll. Exhibitor could also tell of a fun event photographed, a learning experience that taught them new skills or other related learning.
6. Beginning with photo 2, member description of GROWTH in project skill must be included on information sheet. Exhibit will consist of photos arranged in chronological order of enrollment, information sheet on each photo, and all information listed in #5 and #6. A portfolio book will be required to exhibit.

Career Portfolio

1. Member must have been enrolled in Photography for 5 (five) or more years OR member must be age 15 -19 and been enrolled in photography for at least two (2) years. Exhibit will consist of ten (10) 8" x 10" photos showing skill development in one of the following photography areas: Portraiture, Special Effects (not done with computer), Landscape, Photojournalism, Black and White, Nature/Wildlife or Graphic Design (computer skills with photos). All photos must be the result of the current 4-H year.
2. Photos may be color except if Black and White option is chosen and must be unmounted.
3. An information sheet must accompany each photo giving brand and model of camera used to create the photo. The settings for focal length, aperture, mode and shutter speed must also be listed.
4. A one page summary should accompany the portfolio listing the goal for pursuing this area of photography and what skills were learned while doing so. Mentors should be acknowledged. Career exploration can also be described.
5. Exhibit will be presented in a notebook designed for portfolio review with pages for required information from #4 and #5.

NOTE: A member may enter only one portfolio each year. For State Fair, the portfolio must have qualified at the County/District Level beginning with 4-H year 2022-2025.

4-H SEWING AND TEXTILE DESIGN– DEPT. 26

MUST be enrolled in Sewing and Textile Project

Superintendents: Erin Stevenson

1. There is no limit to the number of articles, garments or outfits a 4-Her may enter.
2. Label each item of clothing by using a 3" x 2½" piece of fabric and with permanent marker write: name, district and county, address, and project level. Sew label in garment or use small safety pins to attach to the inside of the back of garment; do not use straight pins.
3. Place garment on hanger with hook towards left shoulder of the garment. To keep clothing clean, place in clear dry cleaner bag.
4. Garments must have an attached 8 ½" x 11" page, tied to the hanger using string with the following information: 4" x 6" photo of 4-Her wearing garment(s), written explanation that includes why was the garment was purchased or constructed, what and why accessories were chosen, clothing care, how it fits with other items in your closet, and an itemized cost of the garment(s).
5. Educational exhibits – share what you have learned in the sewing and

textile project. These may be in the form of posters (22" x 28"), notebooks, or a 3" x 4" display board. Name and county/district must be clearly marked on educational exhibits.

6. Recycled Clothing Project – An item made of at least 50% recycled material (recycled means reusing an existing item in a new way). Could be remaking/redesigning a garment, re-purposing a clothing item for a new use, etc. **Must include sewing of some kind.** An index card (no larger than 4" x 6") **MUST** accompany entry describing the recycled materials and how they were used in the item.
7. Clothing will be judged during Saturday pre-fair judging at Anderson County Jr/Sr High School from 8:30 - 10:30 a.m.

Classes:

- 4000. An article, garment, or outfit constructed by a 9 -11-year-old exhibitor
- 4001. Educational exhibit prepared by a 9 -11 exhibitor
- 4002. An article, garment or outfit constructed by a 12-14 exhibitor
- 4003. Educational exhibit prepared by a 12-14 exhibitor
- 4004. An article, garment or outfit constructed by a 15-18 exhibitor
- 4005. Educational exhibit prepared by a 15 to 18-year-old exhibitor
- 4006. Recycled Clothing Project

4-H SELF DETERMINED – DEPT. 27

MUST be enrolled in one of these projects: Civic Engagement, Communications, Dog, Family Studies, Health & Wellness, Leadership, Performing Arts, Pets, and Reading Adventures

Superintendent: Heather Corley

1. Self Determined is a project where 4-H members may choose a special topic to learn and do research. Self Determined is also used as a broader category to include projects where no other department is practical.
2. There are no Kansas State Fair classes for any of these projects except Dog; a 4-H Dog Show is held at the State Fair.
3. Exhibit must be labeled with the project. NOT LIVE DOGS - POSTERS!
4. 4-H members can exhibit 3 entries per project.

Sections:

1. Poster
2. Notebook
3. Tri-fold Display
4. Item or article

4-H SHOOTING SPORTS – DEPT. 28

MUST be enrolled in Shooting Sports Project

Superintendent: Heather Corley

1. **Exhibitors must comply with State and Federal Laws.** No “live”

ammunition containing propellant or explosive powders may be used in any display! An inert substitution must be used in lieu of powder and “live” ammunition label artistic substitutions on back for clarification.

2. Name, county, age, and year in project should be in a prominent location on the front of the exhibit.
3. Exhibits can only be shown by 4-Hers with 4-H Certified Shooting Sports Programs.
4. No exhibits can feature reloads.
5. The educational display must be the standard tri-fold board ONLY, must not exceed standard tri-fold: 3’ wide x 4’ tall unless there is a topper that sits on top of the board and does not take up additional table space. Promotional posters must be flat and no larger than 22” x 30”.
THE EXHIBIT SIZE RULE WILL BE STRICTLY ENFORCED!
Exhibits exceeding the size guidelines will be penalized one ribbon color.

Sections:

1. Educational Display – must be directly related to the shooting sports project, must be the standard tri-fold board ONLY, must not exceed standard tri-fold: 4’ wide x 3’ tall.
2. Promotional Poster – must be directly related to the shooting sports project, must be flat and no larger than 22” x 30”. Must promote 4-H Shooting Sports.
3. Notebook. Contents pertain to some phase, results, story or information about 4-H Shooting Sports.

4-H SHOPPING IN STYLE – DEPT. 29

MUST be enrolled in Shopping In Style Project

Superintendent: Erin Rossman

NEW FOR 2025: Entries in this Department will be judged based on a 4-H member’s poster or display, rather than a physical garment or outfit.

Classes

Exhibit one of the following options that align with the appropriate Shopping in Style level:

1. **Intro to Shopping in Style: Beginner (age 7-8 Not a State Fair Class)**
Choose one of the following activities from Unit 1 of the curriculum project manuals. Exhibit should consist of poster that showcases:
A. a garment you purchased that reflects your personal style and explains how this garment reflects your style and how it influences what others think of you; OR
B. a garment you purchased and explains how your personal style either aligns or contradicts what is considered to be “in style” today. OR
C. a garment you purchased and explains or illustrates how this garment is a modern version of a fad or fashion from an earlier decade.

SPECIAL RULES

1. Posters can be flat poster board or foam board, no larger than 22" x 28."
2. Photos of 4-H member in purchased outfit must demonstrate criteria as outlined on scoresheet, available at the Extension Office. Consider multiple angles, good light and highlight details so that the judge may accurately evaluate the exhibit.
3. Exhibits should include actual photos of 4-H member in garments, and may also include pictures from magazines or the internet.
2. **Shopping in Style: Junior (age 9)** Choose one of the following activities from Unit 1 or Unit 2 of the curriculum project manuals. Exhibit should consist of poster that showcases:
 - A. a garment you purchased that reflects your personal style and explains how this garment reflects your style and how it influences what others think of you; OR
 - B. a garment you purchased and explains how your personal style either aligns or contradicts what is considered to be "in style" today. OR a garment you purchased and explains or illustrates how this garment is a modern version of a fad or fashion from an earlier decade; OR
 - C. a garment you purchased and explains how this garment reflects a different ethnic or cultural influence; OR
 - D. a garment you purchased and includes a color discussion that provides an overview of how different colors complement different hair colors and skin tones and how that influenced garment selection.

SPECIAL RULES

1. Posters can be flat poster board or foam board, no larger than 22" x 28."
2. Photos of 4-H member in purchased outfit must demonstrate criteria as outlined on scoresheet, available at the Extension Office. Consider multiple angles, good light and highlight details so that the judge may accurately evaluate the exhibit.
3. Exhibits should include actual photos of 4-H member in garments, and may also include pictures from magazines or the internet.
3. **Shopping in Style: Intermediate (age 10-13)** – Choose one of the following activities from Unit 3 or Unit 4 of the curriculum project manuals. Exhibit should consist of a display that showcases:
 - A. an outfit you purchased to wear with a clothing item that was already in your wardrobe that still fit but you didn't wear anymore. Explains why the clothing item was not being worn and what you did to transform it into a wearable garment again. OR
 - B. a top and bottom that you purchased, as well as at least three pieces of clothing in your existing wardrobe that you can mix and match with the new items to create multiple outfits. Includes a clothing inventory and explains what you have learned by completing this activity. OR
 - C. an outfit you purchased and explain why you selected the garment you

did, your shopping budget, and cost per wear; OR
 D. an outfit you purchased and explain how advertising influences clothing purchases making a distinction between wants and needs. Include your shopping budget and cost per wear. OR
 E. an outfit you purchased along with a cost comparison between garments/accessories purchased vs. sewing/constructing the outfit. Comparison should include variety of shopping options and/or price tracking at stores over a period of time.

SPECIAL RULES

1. Tri-fold educational displays must be free standing and no larger than 36" x 48."
2. Photos of 4-H member in purchased outfit must demonstrate criteria as outlined on scoresheet, available at the Extension Office. Consider multiple angles, good light and highlight details so that the judge may accurately evaluate the exhibit.
3. Exhibits should include actual photos of 4-H member in garments, and may also include pictures from magazines or the internet.
4. **Shopping in Style: Senior (age 14-18)** – Choose one of the following activities from Unit 5 or Unit 6 of the curriculum project manuals. Exhibit should consist of a display that showcases:
 - A. an outfit you purchased and care requirements not only for this garment but also for garments made of other natural and synthetic fibers. Display should also include a care cost analysis for garments of different fibers; OR
 - B. an outfit you purchased which you have repaired or altered. Include a clothing inventory list which includes cost savings for repaired items as compared to purchasing replacement garments; OR
 - C. an outfit you purchased along with plans and commentary for a fashion show that would capture the attention of an audience. Plans should identify target audience, venue, theme, budget, and logistical plan for the fashion show; OR
 - D. an outfit you purchased and explain 3 methods of clothing repair that you have learned, i.e. torn seam, torn hem, replacing a button, etc. Display should also include photos and list of your assembled clothing first aid kit. Include itemized expenses; OR
 - E. an outfit you purchased, and feature any other completed activity from the Shopping In Style curriculum of your choosing that isn't listed above.

SPECIAL RULES

1. Tri-fold educational displays must be free standing and no larger than 36" x 48."
2. Photos of 4-H member in purchased outfit must demonstrate criteria as outlined on scoresheet, available at the Extension Office. Consider multiple angles, good light and highlight details so that the judge may

accurately evaluate the exhibit.

3. Exhibits should include actual photos of 4-H member in garments, and may also include pictures from magazines or the internet.

4-H STEM – DEPT. 30

MUST be enrolled in one of the following: Ag Mechanics Welding, Building Block Engineering, Astronomy, Computer Science, Robotics, Aerospace/Rocketry, or Un-crewed Aerial System Projects

Superintendent: Brandon Palmer

Sections:

- Ag Mechanics Welding
- Building Block Engineering - Please build your construction on the lid of a clear plastic tote and put the tote over it to protect it. Project will be dropped a placing if it is not in a tote.
- Astronomy
- Computer Science
- Robotics
- Aerospace Rocketry
- Un-crewed Aerial System
- 4-H STEM Educations exhibits, Posters, Notebooks and Display Boards.

Please refer to the 2025 Kansas State Fair Entry Book for classes and guidelines:
<http://www.kansas4-h.org/events-activities/fairs/kansas-state-fair>

4-H VISUAL ARTS – DEPT. 31

MUST be enrolled in Visual Arts Project

Superintendent: Mary Cubit

1. Eight craft items can be exhibited.
2. Articles exhibited must be an original design created by the exhibitor.
3. Pictures/drawings must be mounted on cardboard with hangers or mounted in picture frames with hangers. Each piece of an exhibit needs to be labeled with exhibitor's name and 4-H Club.
4. Judges' evaluation of the suitability, creativeness, and values used in making the exhibit are final.
5. All 4-H craft items will be conference judged at the Saturday pre-fair judging day held at the Community Building from 8:30-10:30 a.m.

Classes:

1. Fine Arts
2. Clay and Ceramics
3. Leather and Jewelry
4. 3 Dimensional

5. General Crafts
6. Recycled Crafts

4-H WILDLIFE – DEPT. 32

MUST be enrolled in Wildlife Project

Superintendent: Heather Corley

1. One exhibit per section.
2. **Exhibitors must comply with State and Federal Laws.** It is illegal to possess threatened or endangered wildlife, or the feathers, nests, or eggs of non-game birds. Game birds and game animals taken legally during an open season may be used. Every exhibit must have a statement about how the wildlife was obtained legally. The use of live wild animals in educational exhibits is prohibited.
3. Name, county, age and year in project should be in a prominent location on the exhibit.
4. Poster must not exceed 22" x 28". Educational displays must not exceed a maximum tri-fold size of 3' x 4'.

Sections:

1. Notebook: contents pertain to some phase, results, story or information about the wildlife project. May be no longer than 8½" x 11".
2. Promotional Poster: must be related to something learned in the wildlife project. Flat post board or foam board no larger than 22" x 28".
3. Educational Display: must be directly related to the wildlife project. Maximum tri-fold size is 3' x 4'.
4. Experiential/Other Classes - Please refer to the 2025 Kansas State Fair Entry Book for classes and guidelines.
<http://www.kansas4-h.org/events-activities/fairs/kansas-state-fair>

4-H WOODWORKING – DEPT. 33

MUST be enrolled in Woodworking Project

Superintendent: Brandon Palmer

1. Exhibitors may show two items per section.
2. The plan from which the item was constructed **MUST** be with the article exhibited. The plan may be a photocopy, the actual pattern, or a scale drawing. It must be complete and accurate to the extent that a duplicate article could be built using the plan as a guide. A set of step by step instructions is NOT a plan. Projects with missing or insufficient plans will be lowered one ribbon placing.
3. Projects with unsecured glass (glass shelves, glass top of a coffee table, etc.) should not be brought to the fair. Glass secured in the project (glass front of a cabinet or gun case, etc.) is permissible since it cannot be easily removed.

4. The use of materials other than wood should be kept to a minimum.
5. 4-H woodworking projects eligible for exhibit at the Kansas State Fair will be handled the following way: Exhibits that can be packed into a car will be taken to the Kansas State Fair by Extension agents; exhibits too large to fit in a car are the exhibitor's responsibility for transport and pick-up at the State Fair.
6. Firearms and weapons are not to be entered or displayed.
7. Projects made from pre-cut kits are not allowed.

Classes:

1. Article for farm or shop use.
2. Furniture for household or lawn use.
3. Articles made at school.
4. Other woodworking articles not included in classes above such as: bird houses, bird feeders, household equipment such as knife racks, bread boards, door stops, etc.

FFA – DEPT. 34

Superintendent: Jeff Gillespie

1. All entries must be current year projects of FFA members in Anderson County.

Sections:

1. Shop article costing \$150 or more
2. Shop article costing under \$150

<p>Kansas Corn Growers Association 110 W. 4th Ave., Garnett, KS www.ksgrains.com • 785-448-6922</p>	 <p>Anderson County FFA Jeff Gillespie, Advisor</p>
<p>Anderson County Noxious Weed Dept. Vernon Yoder, Director Office: 785-448-2327 Cell: 785-448-8042 Hours: 7 a.m. - 3:30 p.m. Mon.-Fri.</p>	<p>The Anderson County Review 112 W. 6th St., Garnett, KS 66032 (785) 448-3121</p>
 <p><i>Duane's Flowers</i> 5 S. Jefferson Ave. Iola, KS 66749 620.365.5723 Kristina DeLaTorre, Owner</p>	<p><i>Nature's Touch</i> 117 W. 6th St., Garnett, KS 785.448.7152</p>
<p>Josephine's <i>Make Your Presents Felt</i> Everyday Gifts • Cards • Kitchen Utensils 421 S. Oak St., Garnett, KS 66032</p>	 <p>McAdam Framing Custom Construction Work Jeremy McAdam • 785-304-2172</p>
<p>Good Luck to all the fair participants! Enjoy the activities! Julie Wettstein Anderson County Clerk</p>	<p>6TH AVENUE SALON HAIR & NAILS 427 W. 6th. Ave., Garnett, KS Carol Kratzberg, 913-731-6816 & Kimmy King, 620-710-9088</p>
<p>M. A. C. Inspections  Jeremy McAdam, Inspector macinspections.jm@gmail.com 30097 NE Wilson Greeley, KS 66033 <i>Providing peace of mind</i></p>	<p>TERRY J. SOLANDER Attorney at Law 503 S. Oak St., Garnett, KS 785-448-6131 • Fax: 785-448-2475</p>
 <p>LIZER CROP INSURANCE SERVICE REX LIZER, AGENT 201 N. Maple St., PO Box 51, Garnett, KS 785-448-3536 Office • 785-448-7567 Mobile MPCI AND HAIL INSURANCE</p>	<p>Ben Yoder, Your Kansas Realtor/Auctioneer The Kansas Property Place, LLC Call/Text 785-448-4419 • Office 785-448-3999 www.KsPropertyPlace.com • Ben@KsPropertyPlace.com 501 E. 4th Ave., Garnett, KS</p>
<p>Randy & Betsy Bunnell 22411 SW 700 Rd. Welda, KS</p>	<p>ADDITIONAL 2025 ANDERSON COUNTY FAIR SPONSORS Stay Grounded Coffee</p>

4th Street Flea Market

ANTIQUES & COLLECTIBLES

121 E. 4th St.
Garnett, KS

Owners - Jim & Sarah Hollon
785.418.1060 • 785.418.1508

Good Luck at the Fair



HONOR SHOWFEED DEALER
LeRoy Cooperative Association

LeRoy • 888-964-2225
Westphalia • 877-489-2521

Rod's Auto Repair & Custom Exhaust

Rod & Kim Wittman, Owners
Hwy 31 & Lakeview Dr.
Garnett, KS 66032
(785) 448-6535



The Place to Find Your Place!

www.KsPropertyPlace.com

501 E. 4th Ave., Garnett

785-448-3999

Now Offering Auction Services



WILSON CHIROPRACTIC CLINIC

SPORTS, AUTO &
WORK INJURY CARE
414 W. First Ave.
Garnett, KS
(785) 448-6151

McGHEE'S FARRIER SERVICE

Brant McGhee
Colony, KS 66015
620.496-6573 (Cell)



TrustPoint
Insurance & Real Estate

114 W. 4th Ave.
Garnett, KS
785.448.3714

www.trustpointservices.net



DON'T MISS OUT
ON THE FUN
AT THE
COUNTY FAIR!



785.448.5531



**Craig E. Cole
Attorney at Law**

114 E. 5th Ave.
Garnett, KS 66032
(785) 448-3515

*Have a
great time
at the fair!*



Ottawa, KS

**HOLLOWAY
SEED**

Lone Elm, KS

WITTMAN AUTO PARTS

138 E. 6th Ave. • Garnett, KS

785-448-6611





Mon.-Fri. 7:30 a.m.-5:30 p.m.


Sat. 8 a.m.-Noon

Gold Key Realty

CARLA WALTER

 405 S. Maple St. Garnett, KS 66032

 (785) 448-7658

 carla@goldkeyrealtyks.com

 www.goldkeyrealtyks.com



EVERYTHING WE TOUCH TURNS TO SOLD

ANDERSON COUNTY ABSTRACT CO.

Linda White

109 E. Fourth Ave. • Garnett, KS 66032

Title Insurance & Closings

(785) 448-2426 • Fax: (785) 448-6999



Quality breeding stock
for sale.

Contact 785-448-8312

BLAKE & HANNAH
THOMPSON
KINCAID, KS



QUALITY HOMEGROWN BEEF

Needing butcher beef
shares or individual cuts?

Call or Text
785-448-8515

MILLER HARDWARE

703 N. Maple St.
Garnett, KS
785-448-3241

Your neighborhood **ACE**
Hardware

Penka Auto Repair (785)-835-6699

171 US Hwy. 59
Richmond, KS 66080

Monday - Thursday • 7 a.m. - 6 p.m.

NOW DOING ALIGNMENTS AND TIRES



785.835.6580
rockersphotography.com

Rockers

Scipio \$10. off YOUR session can be combined with other offers
weddings. children. family. seniors. events

SONIC DRIVE IN

supports the Anderson County Fair and
wishes all participants GOOD LUCK!

Stop by and check out our new

Happy Hour, Everyday 2-4 p.m.

1/2 Price Drinks & Slushes

Jason and Paula Sjolund, Owners



Hwy. 59

Garnett

785-448-6393

THE BARN

CONTACT US



(931) 264-1869

thebarnatrichmond@gmail.com

Let us host your next event!



RYAN'S PEST CONTROL

785.448.4323

Affordable Rates/Quality Service

236 N. Spruce St., Garnett, KS

Ryan Walter, Owner • ryanspestcontrol@embarqmail.com

- Residential Pest Control
- Commercial Pest Control
- Industrial Weed Control



417 S. Oak St.
Garnett

EVERYDAY ESSENTIALS AND MORE, FOR LESS!

Derick & Laura Hollon, Owners
shop_everythingelse@yahoo.com

Located in downtown Garnett



Coach Randa Teagarden



Jammin' Nutrition



@jamminnutritionks

What We Serve:

- Healthy Meal Replacement Shakes
- Energizing Herbal Teas
- Protein Coffee
- Pre and Post Workout Drinks
- Healthy Snack Options
- Full Customizable Menu



785.504.9414 • 146 E. 5th Ave. • Garnett, KS



Courtney Tucker, Agent
courtney.tucker@agencywestins.com


• Auto • Health • Business & Commercial
• Work Comp • Bonding • Homeowners • Life • Recreational Vehicle • Farm

415 S. Oak St., Garnett, KS • 785.448.2284

POOVEY'S PRAIRIE ACRES

Bill and Rita Poovey

Westphalia, KS



BUNNY-HILL BOER GOATS

Bunnel Family

Welda, KS

785-448-7859

785-448-4201

Southside RV Park & Storage LLC

1312 S. Maple St., Garnett, KS

785-504-9100 or 785-448-8146

Free Wifi • 24-Hour Surveillance

Owners, Becky & Freddy Partida

Cleanup Courtesy of

CHORE-BOYZ-SERVICE LLC

Livestock Waste Management & Removal

Ron Peine-Owner/Operator, Greeley, KS

Manure hauling, spreading, loading, stables,
holding pens, feed lots, hay rings, etc.

913-636-1099

Limousin by Pracht

Bill & Ruth Pracht

20477 SW Florida Rd.

Westphalia, KS 66093

785-489-2413

Farmers State Bank

517 S. Oak St. • Garnett, KS 66032

785-448-5451

www.fsbkansas.com


913-352-8437
Pleasanton



913-756-2221
Blue Mound

Good Vibes & Best of Luck to all Fair Participants!

Alivia



LAZY B FARM

Emma

Specializing in Lionheads,

Dwarf Hotot

& Pekin Ducks

Email: tuffit65@gmail.com

Gardner, KS

913.702.6319

www.facebook.com/

Lazy-B-Farm-

411070392842053/



LIVE BEAUTIFULLY

**MONROE
816**

ESTD. GARNETT

*Your local source for home
decor, candles, gifts,
clothing and more.*

*Live beautifully with
Monroe 816.*

130 E. 5th Ave.

785-204-1277

info@monroe816.com

**Proud to Support the
Anderson County Fair!**



405 N. Maple St. • Garnett

785-448-3465

Dine-In, Carryout & Delivery

pizzahut.com



DUCK RIVER FARMS

EST. 1934

BUDDY & KELLEY ROWLETT

RICHMOND, KS

BULLS AVAILABLE PRIVATE TREATY



Adam, Hannah & Merritt McCall
Richmond, KS

Host of the



Show Heifer Sale each Spring & Fall



Richmond Body Works

Jake Stevenson | Laurie Stevenson
richmondbodyworks@embargmail.com

(785) 835-6395

175 U.S. 59 Hwy.

Fax: (785) 835-6396

Richmond, KS 66080

Find us on Facebook

Mundell's Pumpkin Patch *And* Corn Maze



Sept. 16 - Oct. 30, 2025

Wednesday-Sunday • 10 a.m. to 6 p.m.

785-448-8186 • 785-243-0031

1662 S. Maple St. • Garnett, KS 66032



JEFF, KAREN, HAILEY, TYLER & BRADEN GILLESPIE

785-448-4920 | 785-433-1308 | 785-433-3949

COLONY, KS

Welcome to Garnett Family Dental

30 years of conscientious family dentistry

240 W. 4th Ave.

Garnett, KS

785-448-2487

garnettfamilydental.com



Veterinary Clinic

Davy Allison, DVM

Amanda Allison, DVM

Jessica Deyoe, DVM

Nicole Born, DVM

Alexis Arnett, DVM

1002 S. Hayes St., Garnett, KS

785-448-6454



CEDAR VALLEY

TIRE & AUTO SERVICE

24161 NW Kentucky Rd., Garnett

785.448.8705

601 S. Oak St., Garnett

785.448.3212

ANDERSON COUNTY ATTORNEY'S OFFICE



Steven R. Wilson

Anderson County Attorney

100 E. 4th Avenue, Garnett, KS

785-448-5703

SWilson@andersonca.org


www.andersonca.org

6TH AVE BOUTIQUE & WESTERN WEAR

427 W. 6TH AVE., GARNETT • 785-448-2276
MON.-FRI. 10-6, SAT. 10-3

*We carry a large selection of
men's, women's and children's
clothing, boots, shoes, jewelry,
accessories and gift items.*

» ARIAT » ROCK AND ROLL
» PANHANDLE
» GRACE LA



410 N. Maple St., Garnett, KS
785-448-7106
Monday-Friday 7:30 am - 5:30 pm
Saturday 8:00 am - 4:00 pm

We offer: Key Cutting • Screen Repair • Lumber • Rental Equipment
DeWalt Tools • Larson Storm Doors • Ellison Windows

Have Fun At The Fair!



Quality Structures
RICHMOND, KS

- Garages
- Hobby Shops
- Agricultural
- Equestrian
- Commercial

Building the Rural American Dream™

Free Estimates ▪ Free Consultations

785-835-6100

www.qualitystructures.com

Moran Locker

209 Cedar St. • Downtown Moran • 620.237.4331

Monday-Friday 8 a.m. - Noon • 1-5 p.m.

OVER 30 YEARS IN BUSINESS!

Ya'll
Come To
Moran Now
Ya Hear!



Butchering & Processing of

• Beef • Lamb • Goat

• Buffalo • Pork (*Curing Available*) **• Deer**

Whole or half beef as well as whole hog. Custom processing available.

Wednesday & Friday are butcher days.

By appointment only.

MULTIPLE GENERATIONS OF EXPERIENCE!

**The Bolling Family is proud
to boast four generations
of meat cutting experience!**

*At Moran Locker we buy from local growers
that we are very familiar with.*



GOOD CHECKS • FEDERAL RESERVE NOTES • ALL ARE ACCEPTED!



FARM BUREAU FINANCIAL SERVICES

213 S. Maple St.
Garnett, KS

785-448-6125

Amanda Jones

Agent

785-448-6125

AUTO. HOME. FARM.

LIFE. INVESTMENTS.

CROP/RAIN & HAIL.

Kendra Louk

County Coordinator

785-448-0099

MEMBERSHIP BENEFITS.



*East Kansas Agri-Energy LLC
gladly supports the efforts of the
Anderson County Fair Association,
our community and our youth.*

East Kansas Agri-Energy, LLC
1304 S. Main St.
Garnett, KS 66032
785-448-2888
www.ekaellc.com



Great Health Starts with Great Primary Care

◆ **Schedule an appointment**

Family Care Center

785-448-2674

saintlukeskc.org/fcc



**Anderson
County Hospital**

SAINT LUKE'S HEALTH SYSTEM

4-H & FFA AWARDS

Dept. 1 Beef – Market & Breeding

Beef	Grand Champion Market Beef	Les Rockers Family
Beef	Reserve Champion Market Beef	David & Susan Short
Beef	Champion Maine Anjou Steer	Colton & Morgan May & Poovey's Prairie Acres
Beef	Champion Simmental Steer	Colton & Morgan May
Beef	Champion Angus Steer	Hillhouse Angus Ranch – Tim Benton
Beef	Champion Crossbred Steer	Colton & Morgan May
Beef	Champion Limousin Steer	Limousin By Pracht; GV Limousin & Ratliff Show Cattle
Beef	Reserve Champion Limousin Steer	Limousin By Pracht
Beef	Champion Charolais Steer	Colton & Morgan May
Beef	Champion AOB Steer	Johnson Farms
Beef	Champion Market Heifer	Richard & Dorothy Miller
Beef	Supreme Champion Breeding Heifer	Tom Peine
Beef	Reserve Champion Breeding Heifer	David & Susan Short
Beef	Champion Maine Anjou Heifer	Colton & Morgan May
Beef	Champion Simmental Heifer	Colton & Morgan May
Beef	Champion Angus Heifer	Hillhouse Angus Ranch – Tim Benton
Beef	Champion Commercial Breeding Heifer	Cody & Lacie Davis
Beef	Champion Limousin Heifer	Limousin By Pracht
Beef	Champion Charolais Heifer	Cody & Lacie Davis
Beef	Champion AOB Heifer	Richard & Dorothy Miller
Beef	Grand Champion Senior Beef Showmanship	Poovey's Prairie Acres
Beef	Reserve Champion Senior Beef Showmanship	David & Susan Short
Beef	Grand Champion Intermediate Beef Showmanship	Brummel Farm Services
Beef	Reserve Champion Intermediate Beef Showmanship	David & Susan Short
Beef	Grand Champion Junior Beef Showmanship	Brummel Farm Services
Beef	Reserve Champion Junior Beef Showmanship	Ratliff Show Cattle
Beef	Anderson County Born and Raised Market Beef	Anderson County Cattlemen
Beef	Carcass Contest	County Beef Carcass Education Program
Beef	Beef Rate of Gain	Charlie Holloran Family

Dept. 2 – Bucket Calf

Bucket Calf	Champion Bucket Calf Ages 7-9	Ratliff Show Cattle
Bucket Calf	Reserve Champion Bucket Calf Ages 7-9	Austin & Kendra Louk & Angie Scheckel
Bucket Calf	Champion Bucket Calf Ages 10-13	Ratliff Show Cattle
Bucket Calf	Reserve Champion Bucket Calf Ages 10-13	Austin & Kendra Louk
Bucket Calf	Champion 2 nd year Bucket Calf	Richard & Jody Parks
Bucket Calf	Reserve Champion 2 nd year Bucket Calf	GV Limousin

Dept. 4 – Dairy Goats

Dairy Goat	Supreme Champion Dairy Goat	Trustpoint Insurance
Dairy Goat	Reserve Champion Dairy Goat	Dwight Nelson & Dr. Sandi Otipoby
Dairy Goat	Breed Champions	David & Susan Short
Dairy Goat	Gr. Champion Interm. Dairy Goat Showmanship	Brummel Farm Services
Dairy Goat	Gr. Champion Junior Dairy Goat Showmanship	Brummel Farm Services
Dairy Goat	Res. Champion Interm. Dairy Goat Showmanship	Dwight Nelson & Dr. Sandi Otipoby
Dairy Goat	Res. Champion Junior Dairy Goat Showmanship	Dwight Nelson & Dr. Sandi Otipoby

Dept. 5 – Horse

Horse	Grand Champion Halter	Trustpoint Insurance
Horse	Reserve Champion Halter	Highbar Cattle Company
Horse	All Around Champion	Garnett Saddle Club
Horse	Champion Senior Barrels	Nick & Dani Durand

4-H & FFA AWARDS CONTINUED

Horse	Champion Intermediate Barrels	Nick & Dani Durand
Horse	Champion Junior Barrels	Nick & Dani Durand
Horse	Champion Senior Poles	Nick & Dani Durand
Horse	Champion Intermediate Poles	Nick & Dani Durand
Horse	Champion Junior Poles	Gallaher Performance Horses
Horse	Champion Senior Flags	Gallaher Performance Horses
Horse	Champion Intermediate Flags	Gallaher Performance Horses
Horse	Champion Junior Flags	Gallaher Performance Horses
Horse	Grand Champion Timed Events	Nick & Dani Durand
Horse	Champion Senior Western Pleasure	Nick & Dani Durand
Horse	Champion Intermediate Western Pleasure	Cody & Lacie Davis
Horse	Champion Junior Western Pleasure	Cody & Lacie Davis
Horse	Champion Senior Horsemanship	Cody & Lacie Davis
Horse	Champion Intermediate Horsemanship	Cody & Lacie Davis
Horse	Champion Junior Horsemanship	Cody & Lacie Davis
Horse	Champion Senior Trail Riding	Gallaher Performance Horses
Horse	Champion Intermediate Trail Riding	Colton & Morgan May
Horse	Champion Junior Trail Riding	Colton & Morgan May
Horse	Champion Senior Reining	Gallaher Performance Horses
Horse	Champion Intermediate Reining	Gallaher Performance Horses
Horse	Champion Junior Reining	Gallaher Performance Horses
Horse	Grand Champion Performance Events	Cody & Lacie Davis
Horse	Grand Champion Senior Horse Showmanship	Brummel Farm Services
Horse	Grand Champion Intermediate Horse Showmanship	Brummel Farm Services
Horse	Grand Champion Junior Horse Showmanship	Brummel Farm Services
Horse	Reserve Champion Senior Horse Showmanship	Michael & Angela McSpadden
Horse	Reserve Champion Intermediate Horse Showmanship	Trustpoint Insurance
Horse	Reserve Champion Junior Horse Showmanship	Trustpoint Insurance
Horse	Champion Pip Award	Angie Scheckel
Horse	Reserve Grand Champion Pip Award	Angie Scheckel
Horse	Champion Gelding Aged 3 & Up	McGhee Farms
Horse	Champion Mare Aged 3 & Up	Graham School/Graham Farms
Horse	Champion Gelding Pony Aged 3 & Up	Graham School/Graham Farms

Dept. 6 – Meat Goats

Meat Goat	Grand Champion Market Goat	Trustpoint Insurance
Meat Goat	Reserve Champion Market Goat	John & Paula Walter & Angie Scheckel
Meat Goat	Supreme Champion Breeding Doe	Trustpoint Insurance
Meat Goat	Reserve Champion Breeding Doe	Austin & Kendra Louk
Meat Goat	Division Champions	Highbar Cattle Company
Meat Goat	Breeding Division Champions	John & Paula Walter
Meat Goat	Grand Champion Senior Market Goat Showmanship	Brummel Farm Services
Meat Goat	Grand Champion Interm. Market Goat Showmanship	Brummel Farm Services
Meat Goat	Grand Champion Junior Market Goat Showmanship	Brummel Farm Services
Meat Goat	Res. Champion Senior Market Goat Showmanship	J & S Farms
Meat Goat	Res. Champion Interm. Market Goat Showmanship	J & S Farms
Meat Goat	Res. Champion Junior Market Goat Showmanship	J & S Farms
Meat Goat	Meat Goat Rate of Gain	J & S Farms

Dept. 7 – Poultry

Poultry	Grand Champion Overall Poultry	Trustpoint Insurance
Poultry	Reserve Champion Overall Poultry	Amos & Krista Cubit
Poultry	Champion Breeds	Rick Sumner & Amos & Krista Cubit
Poultry	Champion All Breeds-Ducks	Farm Bureau

4-H & FFA AWARDS CONTINUED

Poultry
Poultry
Poultry
Poultry
Poultry
Poultry

Grand Champion Senior Showmanship
Grand Champion Intermediate Showmanship
Grand Champion Junior Showmanship
Reserve Champion Senior Showmanship
Reserve Champion Intermediate Showmanship
Reserve Champion Junior Showmanship

Brummel Farm Services
Brummel Farm Services
Brummel Farm Services
McGhee Farms
McGhee Farms
McGhee Farms

Dept. 8 – Rabbit

Rabbit
Rabbit
Rabbit
Rabbit
Rabbit
Rabbit
Rabbit
Rabbit
Rabbit
Rabbit

Grand Champion Overall Rabbit
Reserve Champion Overall Rabbit
Champion Senior Buck
Champion Senior Doe
Champion Junior Buck
Champion Junior Doe
Champion Colored Rex Fur
Champion Meat Pen
Grand Champion Senior Rabbit Showmanship
Grand Champion Junior Rabbit Showmanship
Res. Champion Senior Rabbit Showmanship
Res. Champion Junior Rabbit Showmanship

Trustpoint Insurance
McGhee Farms
Lazy B Farm: Billy & Deborah Lucas
Lazy B Farm: Billy & Deborah Lucas
Matheu Egidy & Austin & Kendra Louk
Matheu Egidy
Newton Family
Kansas Generators & Ratliff Cattle
Brummel Farm Services
Brummel Farm Services
Newton Family
In Memory of Tammy Egidy - Given by
Terry Egidy

Dept. 9 – Sheep

Sheep
Sheep
Sheep
Sheep
Sheep
Sheep
Sheep
Sheep
Sheep
Sheep
Sheep

Grand Champion Market Lamb
Reserve Champion Market Lamb
Supreme Champion Breeding Ewe
Reserve Champion Breeding Ewe
Breed Champions
Grand Champion Senior Lamb Showmanship
Grand Champion Interm. Lamb Showmanship
Grand Champion Junior Lamb Showmanship
Res. Champion Senior Lamb Showmanship
Res. Champion Interm. Lamb Showmanship
Res. Champion Junior Lamb Showmanship
Sheep Rate of Gain

Trustpoint Insurance
Gillespie Show Stock
Trustpoint Insurance
Rick & Connie Thompson & McGhee Farms
Gillespie Show Stock & McGhee Farms
Brummel Farm Services
Brummel Farm Services
Brummel Farm Services
McGhee Farms
McGhee Farms
McGhee Farms
Rick & Connie Thompson

Dept. 10 – Swine

Swine
Swine
Swine
Swine
Swine
Swine
Swine
Swine
Swine
Swine
Swine

Grand Champion Market Hog
Reserve Champion Market Hog
Breed Champions
Supreme Champion Breeding Gilt
Reserve Champion Breeding Gilt
Grand Champion Senior Swine Showmanship
Grand Champion Interm. Swine Showmanship
Grand Champion Junior Swine Showmanship
Reserve Champion Senior Swine Showmanship
Reserve Champion Interm. Swine Showmanship
Reserve Champion Junior Swine Showmanship
Swine Rate of Gain

Trustpoint Insurance
Firestone Farms
Firestone Farms & Angie Scheckel
Trustpoint Insurance
Firestone Farms
Brummel Farm Services
Brummel Farm Services
Brummel Farm Services
Flory Farms
Flory Farms
Farm Bureau
Brandon Davis

Dept. 11 – Round Robin

Round Robin
Round Robin
Round Robin
Round Robin

Grand Champion Round Robin Senior Showman
Grand Champion Round Robin Interm. Showman
Res. Champion Round Robin Senior Showman
Res. Champion Round Robin Interm. Showman

Firestone Farms
Firestone Farms
Robert Miller
Firestone Farms

4-H & FFA AWARDS CONTINUED

Livestock Judging

Livestock Judging	Champion Senior Livestock Judging	Eldon Riley
Livestock Judging	Champion Intermediate Livestock Judging	Eldon Riley
Livestock Judging	Champion Junior Livestock Judging	Farm Bureau

Dept. 14 – Agronomy

Agronomy	Grand Champion Crop Exhibit	Gayla Corley
Agronomy	Reserve Champion Crop Exhibit	Gayla Corley

Dept. 16 – Entomology

Entomology	Grand Champion Entomology	Kansas Generators
Entomology	Reserve Champion Entomology	Newton Family

Dept. 17 – Fashion Revue

Fashion Revue	Grand Champion Senior Fashion Revue	Donna's School of Dance
Fashion Revue	Grand Champion Intermediate Fashion Revue	Donna's School of Dance
Fashion Revue	Grand Champion Junior Fashion Revue	Cherry Mound 4-H Club
Fashion Revue	Reserve Champion Senior Fashion Revue	Cherry Mound 4-H Club
Fashion Revue	Reserve Champion Intermediate Fashion Revue	Cherry Mound 4-H Club
Fashion Revue	Reserve Champion Junior Fashion Revue	Cherry Mound 4-H Club

Dept. 18 – Fiber Arts

Fiber Arts	Grand Champion Fiber Arts	Ray & Nancy Foltz
Fiber Arts	Reserve Champion Fiber Arts	Abbie Fritz
Fiber Arts	Most Original Fiber Arts	In Memory of Tammy Egidy-Given by Terry Egidy
Fiber Arts	Most Creative Fiber Arts	In Memory of Tammy Egidy-Given by Terry Egidy

Dept. 19 – Foods & Nutrition

Foods & Nutrition	Grand Champion Foods Exhibit	Matheu Egidy & Major Popcorn
Foods & Nutrition	Reserve Champion Foods Exhibit	The Kansas Wheat Commission
Foods & Nutrition	Champion Senior Foods	In Memory of Tammy Egidy-Given by Terry Egidy
Foods & Nutrition	Champion Intermediate Foods	In Memory of Tammy Egidy-Given by Terry Egidy
Foods & Nutrition	Champion Junior Foods	In Memory of Tammy Egidy-Given by Terry Egidy
Foods & Nutrition	Champion Beginner Foods	Matheu Egidy
Foods & Nutrition	Reserve Champion Senior Foods	Matheu Egidy
Foods & Nutrition	Reserve Champion Intermediate Foods	Matheu Egidy
Foods & Nutrition	Reserve Champion Junior Foods	Matheu Egidy
Foods & Nutrition	Reserve Champion Beginner Foods	Matheu Egidy
Foods & Nutrition	Grand Champion Food Basket	Rick & Connie Thompson
Foods & Nutrition	Reserve Champion Food Basket	Donna's School of Dance & In Memory of Tammy Egidy-Given by Terry Egidy

Dept. 20 – Food Preservation

Food Preservation	Grand Champion Food Preservation	Newton Family
Food Preservation	Reserve Champion Food Preservation	Newton Family

Dept. 22 – Geology

Geology	Grand Champion Intermediate Geology	Gayla Corley
Geology	Grand Champion Junior Geology	Gayla Corley
Geology	Reserve Champion Junior Geology	Gayla Corley

Dept. 23 – Horticulture & Landscape Design

Horticulture & Landscape Design	Grand Champion Garden Exhibit	Gayla Corley
Horticulture & Landscape Design	Reserve Champion Garden Exhibit	Gayla Corley
Horticulture & Landscape Design	Grand Champion Garden Display	Doug & Debbie Davis

4-H & FFA AWARDS CONTINUED

Horticulture & Landscape Design	Grand Champion Floral Arrangement	In Memory of Tammy Egidy - Given by Terry Egidy
Horticulture & Landscape Design	Grand Champion Floral Exhibit	Seekers Not Slackers 4-H Club
Horticulture & Landscape Design	Reserve Champion Floral Exhibit	Garnett Flowers & Gifts
Dept. 25 – Photography		
Photography	Grand Champion Photography	Rocker's Photography
Photography	Reserve Champion Photography	Rocker's Photography & McGhee Farms
Photography (Open Class only)	Soil Conservation Photo Contest	Anderson County Conservation District
Dept 26 – Sewing & Textiles		
Sewing & Textiles	Grand Champion Sewing & Textiles	Lucky 13 4-H Club
Sewing & Textiles	Reserve Champion Sewing & Textiles	Lucky 13 4-H Club
Dept. 27 – Self Determined		
Self Determined	Grand Champion Self Determined	Kansas Generators
Self Determined	Reserve Champion Self Determined	Kansas Generators
Dept. 29 – Shopping In Style		
Shopping In Style	Grand Champion Shopping In Style	6 th Street Boutique & Western Wear
Shopping In Style	Reserve Champion Shopping In Style	Doug & Debbie Davis
Dept. 30 – STEM		
STEM	Grand Champion STEM	Kenton & Denise King
STEM	Grand Champion Building Block Construction	Les Rockers Family
Dept. 31 – Visual Arts		
Visual Arts	Grand Champion Visual Arts	Richard & Jody Parks
Visual Arts	Reserve Champion Visual Arts	Nicole Firestone
Visual Arts	Most Original Visual Arts	Chrissy Womelsdorf
Visual Arts	Most Creative Visual Arts	Colton & Morgan May
Dept. 33 – Woodworking		
Woodworking	Grand Champion Woodworking	David & Ruth Theis
Woodworking	Reserve Champion Woodworking	In Memory of Jay Bodenhamer
Special Awards		
Special	4-H Sportsmanship	McGhee Farms & Lucky 13 4-H Club
Special	4-H Outstanding Adult Volunteer	Newton Family

2024 ANDERSON COUNTY FAIR SALE BUYERS

4 Rivers

Adams Agency Crop Insurance

Amanda Jones Farm Bureau Agency

Anderson County Abstract

Anderson County Review / Garnett Publishing

AuBurn Pharmacy

Barnes Seed Service

Beachner Grain

Bill & Mernie Barnes

Bill & Ruth Pracht

Brice Buzzard Cattle

Brummel Farm Service

Carla Ewert

Carole Gibb

Cedar Valley Metal Supply

Colton & Morgan May

Community National Bank

Countryside Veterinary Clinic

Dakota & Paige Ferguson

Diamond S. Insurance

Donna's School of Dance

Doug & Deb Davis

Dr. Kimball

Dudley Feuerborn

East Kansas Agri-Energy

Elizabeth Oliver

Farmers State Bank

Feuerborn Family Funeral Service

Fort Scott Livestock

Garry & Kath Holloway

George Shaw

Gillespie Show Stock

Graham School, Inc.

GSSB

GV Limousin

Heartland Tractor

Heritage Tractor

Hoegemeyer Seed

Holloway Farms

In Memory of Chuck Holloran

J-D's Automotive

John & Mary Cubit

John Foltz Plumbing & Electric LLC

Kansas Property Place

L & R Spray Foam

Landmark Bank

LeRoy Cooperative

Lizer Crop Insurance

Lynn's Heavy Hauling

Mader Construction & Hauling

Manspeaker Farms

Matt Foltz Construction

McGhee Farms

MFA Oil

Mike & Cathy Barnes

Mike Kilet

Mont Ida Meats

Moran Locker

Mr. & Mrs. Carl Nichols

Nate & Nicole Wiehl

Neal Manufacturing

Oak State Bank

Overbrook Livestock

Papa Ted

Patroits Bank

Piqua Coop

Prairie Land Partners, lola

PSI Personal Service Insurance

R & F Farm Supply Inc.

R & R Equipment

Ratliff Jersey's

Red Barn Veterinary Services

Richmond Body Works

Rick & Lora Sumner

RJ Energy LLC

Robert Miller, Xtraperformance Seed

Roger & Donna Brummel

Ron & Christy Ratliff

Ron Ratliff Buying Station

Ryan Disbrow State Farm Insurance

Sandi Otipoby, DDS

Schulte Baker Group

Short Stop

Sigg Motors

Sonic Drive-In

Tom & JoAnn Johnson

Tom Miller

Tom Peine

Tractor Supply

Truly Insurance

Twin Motors Ford

Tyler Lynn

Valley R Agri-Services

Wes' Recycling

Whitaker Aggregates, Inc.

Williams Monuments

Wolken Plumbing and Electric Inc.

Wolken Tire

Zach Davis, Northern Ag