

## 2022 ANDERSON COUNTY FAIR SALE BUYERS

4 Rivers	L & R Spray Foam
Adams Agency Crop Insurance	Landmark Bank
Allen Farms	LeRoy Cooperative
Altic Livestock	Limousin by Pracht
Amanda Jones Farm Bureau Agency	Lutz Farms
Anderson County Abstract	Lynn Wilson Chiropractor
Anderson County Farm Bureau	Ma & Pa's Kettle Corn
Anderson County Review / Garnett Publishing	Madden Rental
AuBurn Pharmacy	McDaniel Fencing
Bank of Greeley	McDaniel Trucking
Barnes Seed Service	McGhee Farms
Barnett Electrical Heating & AC	MFA Oil
Beachner Grain	Mike & Cathy Barnes
Bill & Mernie Barnes	MoKan Livestock
Bill & Ruth Pracht	Mont Ida Meats
Bolling Meatery & Eatery	Moran Locker
Brummel Farm Service	Mr. & Mrs. David Schuster
Burkdoll Brothers	NAPA Wittman
Cedar Valley Metal Supply	Natures Touch
Countryside Veterinary Clinic	Nichols Dairy
Crown Realty - Mike Hermreck	Nicole Born, DVM
Crown Realty - Todd Burroughs	Orschlen Farm & Home - Garnett
Cubit Farms	Our Market
Donna's School of Dance	Overbrook Livestock
Doug & Deb Davis	Patroits Bank
Dr. Kimball	Tom Peine
Dr. Monfort	Prairie Land Partners, Iola
East Kansas Agri-Energy	PSI Personal Service Insurance
Farm Talk	R & F Farm Supply Inc.
Farmers State Bank	R & R Equipment
Feuerborn Family Funeral Service	Ratliff Cattle
Flory Swine Genetics	Raymond Beckman, Ford & Chevrolet
Foltz Farms	Richmond Body Works
Footz Cattle	RJ Energy LLC
Fort Scott Livestock	Robert Miller Xtraperformance Feed
Garnett Family Dentistry	Ron Ratliff Buying Station
Gene Hermreck	Russ & Marge Bunnell
Graham Farms	Ryan Disbrow State Farm Insurance
Graham Ranch Quarter Horses	Sandi Otipoby DDS
Graham School, Inc.	Sawyer Stevenson
GSSB	Schulte Investment
GV Limousin	Short Stop
Heritage Tractor	Sigg Motors
High Bar Cattle Company	Sonic Drive-In
Holloway Seed	Subway
Jaden Teter	Tastove, Robert & Margie
J-D's Automotive	Thompson Farms
Jeff & Karen Gillespie	Tom & JoAnn Johnson
Jeff Francha	Tom Adams Construction
Joel & Stacy Sprague	Truly Insurance
John Adams	Trust Point Insurance
John & Mary Cubit	Twin Motors
John Foltz Plumbing & Electric LLC	Valley R Agri-Services
Kan Equip	Wes' Recycling
Kansas Generators	Wolken Plumbing and Electric Inc.
Kansas Property Place	Wolken Tire
King Family	Yutzy Construction

2 · 0 · 2 · 3



[www.andersoncofair.com](http://www.andersoncofair.com)

[www.facebook.com/andersoncofair](https://www.facebook.com/andersoncofair)

## 2023 GRAND MARSHAL

### John and Mary Cubit

John and Mary Cubit have lived and farmed in Garnett since the early 80's, raising crops and kids and supporting their community. John was raised on the family farm by Jim and Helen Cubit, community and 4-H leaders in their own right. John attended a one-room schoolhouse, and he learned an early appreciation for Cedar Creek; he spent many hours fishing and swimming in the muddy waters. In his spare time, he was an avid 4-Her. He showed pigs and earned a trip to Chicago for the National 4-H Congress as a state swine winner. Ultimately, he finished his 4-H membership by earning the Key Award. He attended Garnett High School where he was an FFA chapter and district officer, and he won the district proficiency award in welding. He continued his love of ag with a degree in Agricultural Education at Kansas State University where he was part of the KSU Dairy Judging team. There he met Mary on the KSU campus, a farm girl from Frankfort, Ks, with a degree in Home Economics.

John spent the following years teaching Ag at Highland, Riley Co, and Burlington, Ks. Later, at Central Heights, he taught science and welding classes. After "retiring" from 26 years of teaching at Central Heights, he moved back to his alma mater and taught science and Ag for 13 years at Anderson County Junior High. While teaching, John also served as a 4-H leader for Lucky 13, and he served on the Anderson County Fair Board for several years. Like most board members, John's work has been in the background. He worked to help construct new pens in the livestock barns and has invested numerous hours each year working fair events like the tractor pull and demo derby. He continues to support the Anderson County youth through auction premiums, and he is proud of his many grandkids who show in this and other local fairs.

Mary Cubit joined 4-H in Leavenworth County and helped her farm family with the dairy, garden, and canning chores. She has taught both home economics and elementary classes, most recently teaching kindergarten at Greeley Grade School where she was loved by many students, especially her grandkids. She has served as a project leader in Clothing Construction and in Foods and Baking, and she still spends her summers teaching baking and foods classes, opening her kitchen in preparation for the fair. She serves as a judge at many local fairs in both clothing construction and in foods, holding competitors to high standards of precision and food safety. Upon her retirement, she has taken on the challenge of quilting, and she lends her voice weekly in the Holy Angels choir.

John and Mary have 76 combined years in the classroom leading and teaching students. They also have encouraged their family's leadership and service to 4-H. Angie (Scott) Slabaugh, John Cubit, Aaron (Suzanna) Cubit, James Cubit, Amos (Krista) Cubit, and Jeanette (Mitchell) Rogers all followed John and Mary's lead and have remained involved in the organization. Today, many of their 14 grandchildren carry on the tradition by competing in the Anderson County Fair and participating in their local 4-H clubs. The Cubits continue to emphasize the importance of family, hard work, and helping others as they support future generations of 4-Hers.



## 4-H & FFA AWARDS CONTINUED

Geology	Champion Junior Geology	Gayla Corley
Geology	Reserve Champion Junior Geology	Gayla Corley
<b>Dept. 24 Home Environment</b>		
Home Envir.	Grand Champion Home Environment	Val Katzer
<b>Dept. 25 Horticulture</b>		
Horticulture	Grand Champion Garden Exhibit	Greenbush Seed & Corley Seed
Horticulture	Reserve Grand Champion Garden Exhibit	Greenbush Seed & Corley Seed
Horticulture	Champion Garden Display	Doug & Debbie Davis
<b>Dept. 26 Photography</b>		
Photography	Grand Champion Photography	Rockers Photography
Photography	Reserve Grand Champion Photography	Richard & Jody Parks
Photography	Soil Conservation Photography Contest	Anderson County Conservation District
<b>Dept. 27 Self Determined</b>		
Self Determined	Grand Champion Self Determined	Newton Family
Self Determined	Reserve Grand Champion Self Determined	Graham School, Inc.
Self Determined	Champion Self Determined Notebook	Newton Family
<b>Dept. 29 STEM</b>		
STEM	Grand Champion Rocketry	Richard & Jody Parks
STEM	Grand Champion Robotics	Richard & Jody Parks
<b>Dept. 30 Visual Arts</b>		
Visual Arts	Grand Champion Visual Arts	Lucky 13 4-H Club
Visual Arts	Most Original Visual Arts Exhibit	Lucky 13 4-H Club
Visual Arts	Most Creative Visual Arts Exhibit	Seekers Not Slackers 4-H Club
<b>Dept. 31 Woodworking</b>		
Woodworking	Grand Champion Woodworking	David & Ruth Theis
Woodworking	Reserve Grand Champion Woodworking	Ruth & Bill Pracht
<b>Special Awards</b>		
Special	4-H Sportsmanship	David & Angie Scheckel
Special	4-H Outstanding Adult Volunteer	David & Angie Scheckel

# Thank You

*We wish to express our thanks  
to all the volunteers, sponsors,  
advertisers, 4-H and FFA families  
and the community who help make the  
Anderson County Fair a success.*

## 4-H & FFA AWARDS CONTINUED

### Dept. 13 4-H Banners

Banner	Grand Champion Banner	Star Shooting 4-H Club
--------	-----------------------	------------------------

### Dept. 14 4-H Clothing

Clothing	Grand Champion Clothing Exhibit	Mary & Charlie Holloran
Clothing	Senior Reserve Grand Champion Clothing Exhibit	Garnett Business & Professional Women
Clothing	Junior Grand Champion Clothing Exhibit	Debbie Davis
Clothing	Junior Reserve Grand Champion Clothing Exhibit	Debbie Davis

### Dept 15 4-H & FFA Crops

Crops	Grand Champion Crop Exhibit	Greenbush Seed & Corley Seed
Crops	Reserve Grand Champion Crop Exhibit	Greenbush Seed & Corley Seed
Entomology	Grand Champion Entomology	Jones Agency, Farm Bureau
Entomology	Reserve Grand Champion Entomology	Jones Agency, Farm Bureau

### Dept. 16 4-H Fashion Revue

Fashion Revue	Grand Champion Fashion Revue	Donna's School of Dance
Fashion Revue	Reserve Grand Champion Fashion Revue	Cherry Mound 4-H Club

### Dept. 19 4-H Fiber Arts

Fiber Arts	Champion Fiber Arts	Sandie & Abbie Fritz
Fiber Arts	Reserve Grand Champion Fiber Arts	Ray & Nancy Foltz
Fiber Arts	Most Original Fiber Arts	In Memory of Tammy Egidy, By Terry Egidy
Fiber Arts	Most Creative Fiber Arts	Star Shooting 4-H Club

### Dept. 20 4-H Floriculture

Floriculture	Champion Flower Exhibit	Seekers Not Slackers
Floriculture	Reserve Champion Flower Exhibit	Seekers Not Slackers
Floriculture	Champion Floral Arrangement	Garnett Flowers & Gifts

### Dept. 21 4-H Foods

Foods	Grand Champion Food Exhibit	The Popcorn Colonel
Foods	Reserve Grand Champion Food Exhibit	The Kansas Wheat Commission
Foods	Champion Senior Food Exhibit	Matheu Egidy
Foods	Reserve Champion Senior Food Exhibit	In Memory of Tammy Egidy, By Terry Egidy
Foods	Champion Intermediate Food Exhibit	Matheu Egidy
Foods	Reserve Champion Intermediate Food Exhibit	In Memory of Tammy Egidy, By Terry Egidy
Foods	Champion Junior Food Exhibit	Matheu Egidy
Foods	Reserve Champion Junior Food Exhibit	In Memory of Tammy Egidy, By Terry Egidy
Foods	Champion Beginner Food Exhibit	Matheu Egidy
Foods	Reserve Champion Beginner Food Exhibit	In Memory of Tammy Egidy, By Terry Egidy
Foods	Champion Food Basket	Ray & Nancy Foltz
Foods	Reserve Champion Food Basket	Donna's School of Dance

### Dept. 21A 4-H Food Preservation

Food Pres.	Champion Food Preservation	Gillespie Family
Food Pres.	Reserve Champion Food Preservation	Sherry Bargmann, Ma and Pa's Kettle Corn

### Dept. 23 Geology/Lapidary

Geology	Champion Senior Geology	Gayla Corley
Geology	Reserve Champion Senior Geology	Gayla Corley
Geology	Champion Intermediate Geology	Gayla Corley
Geology	Reserve Champion Intermediate Geology	Gayla Corley

## ANDERSON COUNTY FAIR & RODEO SCHEDULE

**Monday, June 12**

Open 4-H & FFA Pre-Entry opens

**Wednesday, July 5**

4-H & FFA Fair Entries due. Late entry fee is \$25.

**No Pollorum Testing 2023.**

**Friday, July 14**

Final day to enter open class entries and be entered in a special drawing. Entries will be accepted on Monday, July 24, however pre-entry is encouraged.

**Saturday, July 22**

8:30 a.m.

4-H Pre-Fair Judging – Community Building  
(Clothing, Visual Arts, Fiber Arts, and Photography)

9 a.m.

Geology judging – County Annex  
Fashion Revue – Community Building

10 a.m.

Fashion Revue call backs

12 p.m.

Work day and setup the Community Building, Quonset Hut and Livestock Barns

7 p.m.

Tractor Pull

**Sunday, July 23**

7:30 a.m.

Check in for Horse Show

8 a.m.

Horse Show

**Monday, July 24**

1-3 p.m.

Enter Open Class Foods. Judging will be Tuesday at 9 a.m.

1-4 p.m.

Enter & Conference Judging of all 4-H Foods

1-2 p.m.: Lucky 13

2-3 p.m.: Seekers Not Slackers and Dynamite

3-4 p.m.: Star Shooting and Cherry Mound

1-5 p.m.

Enter all 4-H & Open Class Exhibits  
(Open Class Foods Entry ends at 3 p.m. 4-H Judging ends at 4 p.m.)

5-7 p.m.

4-H Foods Bake Sale

5:30 p.m.

Judging of all Horticulture, Crops and Floriculture

5-7 p.m.

Enter & Weigh All Market Sheep, Meat Goats and Swine

**To minimize confusion, please have swine in pens by 5 p.m.**

5-8 p.m.

Enter All 4-H and Open Class Poultry and Rabbits

6-8 p.m.

Enter & Weigh All Market Beef

**After weigh-in is completed, there will be a Livestock Exhibitors meeting in the arena. *Frontier Farm Credit* will be serving a hot dog dinner to Exhibitors in the evening.**

**Tuesday, July 25**

8:30 a.m.

Swine Show – *Beachner Gain* is providing doughnuts and drinks before the swine show.

9 a.m.

Open Class foods judging

**Tuesday, July 25 Continued**

11 a.m.	Rabbit Show – Livestock Arena <b>Show will start 15 minutes after the Swine Show, if it's not completed by 11 a.m.</b>
1 p.m.	Judging of remaining 4-H and Open Class Exhibits, Boy Scouts & Girl Scouts Exhibits
<b>12:30 p.m.</b>	<b>Community Building will close at 12:30 p.m. for judging and reopen at 3 p.m.</b>
1:30 p.m.	Poultry Show – Rabbit/Poultry Barn
7 p.m.	Parade – Stadium
<b>After Parade</b>	<b>Pedal Tractor Pull – North End of Stadium</b>
8 p.m.	Fashion Revue & 4-H Awards Presentation – Livestock Arena
6-10 p.m.	Fun Services of KC
8 p.m.	Ranch Rodeo

**Wednesday, July 26**

9 a.m.	Meat Goat Show
4-6 p.m.	Enter Pies – Community Building
5:30-7 p.m.	Merchant Tent
6 p.m.	Sheep Show
6-10 p.m.	Fun Services of KC
6:15 p.m.	Judging of Pies
6:30 p.m.	GSSB Kids Cash Grab
7:30 p.m.	Presentation of Pie Awards & Pie Auction – Tent on ballfield
8 p.m.	Open Mic Night – Tent, following prize drawings

**Thursday, July 27**

9 a.m.	Dairy Goat Show
9:30 a.m.	Dairy Cattle Show
10:30 a.m.	Livestock Judging Contest
1 p.m.	Pet Contest – Livestock Arena
6 p.m.	Bucket Calf Interviews & Show
6:30 p.m.	Beef Show

**Friday, July 28**

9 a.m.	Round Robin Showmanship Contest
11 a.m.-3 p.m.	Release All 4-H & Open Class Exhibits
5:30 p.m.	Livestock Buyers Appreciation Supper – Community Building
7 p.m.	Livestock Premium Sale

**Saturday, July 29**

7-11 p.m.	4-H Dance – K of C Hall
7:30 p.m.	Mini Draft Horse Pull

**Sunday, July 30**

4:30 p.m.	Volunteers and 4-H families fairgrounds cleanup
-----------	---

**4-H & FFA AWARDS CONTINUED**

Poultry	Champion Intermediate Poultry Showmanship	Cherry Mound 4-H Club
Poultry	Champion Junior Poultry Showmanship	Ron Brand
<b>Dept. 8 Rabbit</b>		
Rabbit	Grand Champion Rabbit	Graham School, Inc., Rick Sumner, Dawn & Travis Vermillion
Rabbit	Reserve Grand Champion Rabbit	Graham School, Inc.
Rabbit	Champion Senior Rabbit Showmanship	Debra Lucas, Lazy B Farm
Rabbit	Champion Intermediate Rabbit Showmanship	Debra Lucas, Lazy B Farm
Rabbit	Champion Meat Pen	Dawn & Travis Vermillion
Rabbit	Champion Junior Rabbit Showmanship	Debra Lucas, Lazy B Farm
<b>Dept. 9 Sheep</b>		
Sheep	Grand Champion Market Lamb	Rick & Connie Thompson
Sheep	Reserve Grand Champion Market Lamb	Darren & Cindy McGhee, Shirley A. McGhee
Sheep	Champion Hampshire Market Lamb	Gillespie Show Stock
Sheep	Champion Suffolk Market Lamb	Curt & Connie Guilfoyle
Sheep	Champion Crossbred Market Lamb	Charity Thurston & Heather Morey
Sheep	Champion Natural Market Lamb	Gillespie Show Stock
Sheep	Supreme Champion Breeding Ewe	Gillespie Show Stock
Sheep	Sheep Rate of Gain	Rick & Connie Thompson
Sheep	Champion Senior Lamb Showmanship	Curt & Connie Guilfoyle
Sheep	Champion Intermediate Lamb Showmanship	David & Angie Scheckel
Sheep	Champion Junior Lamb Showmanship	David & Angie Scheckel
<b>Dept. 10 Swine</b>		
Swine	Grand Champion Market Hog	High Bar Cattle Company, Hyatt & Brandi Frobese
Swine	Reserve Grand Champion Market Hog	Nick & Ericka Jimenez
Swine	Champion Duroc Market Hog	High Bar Cattle Company, Hyatt & Brandi Frobese
Swine	Reserve Grand Champion Duroc Market Hog	C & F Show Pigs
Swine	Champion Hampshire Market Hog	David & Angie Scheckel
Swine	Champion Yorkshire Market Hog	Star Shooting 4-H Club
Swine	Champion Crossbred Market Hog	Mike Hermreck, Crown Realty
Swine	Reserve Grand Champion Cross Market Hog	C & F Show Pigs
Swine	Supreme Champion Breeding Gilt	Darren & Cindy McGhee, Shirley A. McGhee
Swine	Swine Rate of Gain	Lacie, Cody & Brandon Davis
Swine	Champion Senior Swine Showmanship	C & F Show Pigs
Swine	Champion Intermediate Swine Showmanship	Jones Agency, Farm Bureau
Swine	Champion Junior Swine Showmanship	Terry & Tammy Egidy Family
Swine	Champion Spot Hog	C & F Show Pigs
<b>Dept. 11 Round Robin</b>		
Round Robin	Champion Senior Round Robin	Robert Miller, Anipro/Xtraformance Feeds
Round Robin	Reserve Senior Round Robin	Dawn & Travis Vermillion
Round Robin	Champion Intermediate Round Robin	Darren & Cindy McGhee, Shirley A. McGhee
Round Robin	Reserve Intermediate Round Robin	David & Angie Scheckel
Livestock Judging	Champion Senior Livestock Judging	Eldon Riley
Livestock Judging	Champion Intermediate Livestock Judging	Eldon Riley
Livestock Judging	Champion Junior Livestock Judging	Eldon Riley



## 4-H & FFA AWARDS CONTINUED

### Dept. 5 Horse

Horse	Grand Champion Halter Horse	Garnett Saddle Club
Horse	Reserve Grand Champion Halter Horse	Garnett Saddle Club
Horse	All Around Horse	Jenny & Charlie Jasper
Horse	Champion Senior Horse Showmanship	Boots & Spurs Horse Club
Horse	Reserve Champion Senior Horse Showmanship	Jenny & Curtis Hughes, Rocking H Ranch
Horse	Champion Intermediate Horse Showmanship	Dr. Fred and Jackie Gardner
Horse	Reserve Champion Intermediate Horse Showmanship	Jenny & Curtis Hughes, Rockin H Ranch
Horse	Champion Junior Horse Showmanship	Graham School, Inc.
Horse	Reserve Champion Junior Horse Showmanship	Jenny & Curtis Hughes, Rockin H Ranch
Horse	Champion Senior Trail Riding	Jenny & Curtis Hughes, Rockin H Ranch
Horse	Champion Intermediate Trail Riding	Jenny & Curtis Hughes, Rockin H Ranch
Horse	Champion Junior Trail Riding	Jenny & Curtis Hughes, Rockin H Ranch
Horse	Champion Senior Barrels	Graham School, Inc.
Horse	Champion Intermediate Barrels	Angie & David Scheckel
Horse	Champion Junior Barrels	Justin & Erin Zook
Horse	Champion Senior Poles	Graham School, Inc.
Horse	Champion Intermediate Poles	Angie & David Scheckel
Horse	Champion Junior Poles	Justin & Erin Zook
Horse	Champion Senior Flags	Graham School, Inc.
Horse	Champion Intermediate Flags	Angie & David Scheckel
Horse	Champion Junior Flags	Justin & Erin Zook
Horse	Champion Senior Horsemanship	Graham School, Inc.
Horse	Champion Intermediate Horsemanship	Boots & Spurs Horse Club
Horse	Champion Junior Horsemanship	Boots & Spurs Horse Club
Horse	Champion Senior Western Pleasure	Angie & David Scheckel
Horse	Champion Intermediate Western Pleasure	Angie & David Scheckel
Horse	Champion Junior Western Pleasure	Angie & David Scheckel
Horse	Champion Junior Special Events (Trailing & Reining)	Jenny & Curtis Hughes, Rocking H Ranch
Horse	Champion Intermediate Special Events (Trailing & Reining)	Jenny & Curtis Hughes, Rocking H Ranch
Horse	Champion Senior Special Events (Trailing & Reining)	Jenny & Curtis Hughes, Rocking H Ranch
Horse	Special Award	Angie & David Scheckel

### Dept. 6 Meat Goat

Meat Goat	Grand Champion Meat Goat	John & Paula Walter
Meat Goat	Reserve Grand Champion Meat Goat	David & Angie Scheckel
Meat Goat	Grand Champion Breeding Meat Goat	Talon Jasper
Meat Goat	Reserve Grand Champion Breeding Meat Goat	High Bar Cattle Company, Hyatt Frobose & Brandi Buzzard
Meat Goat	Meat Goat Rate of Gain	J & S Farms
Meat Goat	Champion Senior Meat Goat Showmanship	Joel & Stacy Sprague
Meat Goat	Champion Intermediate Meat Goat Showmanship	Rebecca & Kendra Sprague
Meat Goat	Champion Junior Meat Goat Showmanship	Darren & Cindy McGhee, Shirley A. McGhee

### Dept. 7 Poultry

Poultry	Grand Champion Poultry	Rick Sumner, Dynamite 4-H Club, Zach, Laurinda & Doyle Sobba
Poultry	Reserve Grand Champion Poultry	Rick Sumner
Poultry	Champion Senior Poultry Showmanship	Ron Brand

## TABLE OF CONTENTS

Grand Marshal .....	Inside Cover	4-H and FFA Divisions	
Schedule.....	1-2	Beef.....59	
Fair Association Members .....	4	Bucket Calf..... 60-61	
Corporate Sponsors .....	5-19	Dairy .....	61
Major Sponsors .....	20-24	Dairy Goats..... 61-62	
In Memory .....	25	Horse.....	62
Scholarship Winners .....	26-27	Meat Goats.....	63
Anderson County Fair Parade.....	28	Poultry.....	63-64
Fair Entry .....	29	Rabbits .....	64-65
Pie Baking Contest.....	30	Sheep.....	65-66
Event Ticket Information.....	31	Swine .....	66-67
Open Pet Show.....	32	Round Robin.....	67
General Rules and Regulations.....	33	Cloverbud Showcase .....	67-68
Open Divisions		Banners .....	68
Beef Cattle .....	34	Clothing .....	68-69
Dairy Cattle.....	35	Crops.....	69-70
Horse.....	35-36	Energy Management.....	70-72
Poultry.....	36-37	Entomology.....	72-77
Rabbits .....	37-38	Fashion Revue .....	77-78
Sheep.....	38	Fiber Arts .....	78-79
Pee Wee .....	38	Floriculture .....	79-80
Baking.....	39-41	Foods.....	80-83
Crafts.....	41-42	Food Preservation .....	84-85
Farm, Orchard & Garden Products .	42-44	Forestry .....	85-88
Fiber Arts/Textiles .....	44-46	Geology/Lapidary .....	88-91
Floriculture .....	46-48	Home Environment.....	91-92
Food Preservation .....	48-50	Horticulture.....	92-94
Photography .....	50-52	Photography .....	94-97
Quilts.....	52-54	Self Determined .....	97
Premium Payout Amounts .....	54	Shooting Sports.....	97-98
4-H and FFA Rules and Regulations		STEM.....	98
.....	55-56	Visual Arts .....	98-99
4-H and FFA Sale .....	56-57	Wildlife .....	99
Fairgrounds Clean-up Schedule .	57-58	Woodworking .....	99-100
Herdsmanship Contest .....	58	FFA .....	100
Livestock Judging .....	58	Advertisements .....	1001-120
		4-H and FFA Awards and Sponsors ....	121-125

# 2023 ANDERSON COUNTY FAIR ASSOCIATION

PO Box 301  
Garnett, KS 66032

Email address: andersoncofair@hotmail.com

Website: www.andersoncofair.com

Facebook: www.facebook.com/andersoncofair

Fair Entry website (4-H/FFA and Open): http://andersoncofair.fairentry.com

## Executive Board

Kirby Barnes, President

Jess Rockers, Vice President

Jody Newton, Secretary

Debbie Davis, Treasurer

Ruth Pracht

Sandie Fritz

Nick Durand

Mike Teter

Justin Zook

Cody Davis

## Committees

### Rules

Executive Board  
Members

### Commercial Booths

Ruth Pracht

### Fair Book

Jody Newton

### Advertising

Ruth Pracht

### Ranch Rodeo

Brant Miller  
Jess Rockers  
Kirby Barnes

### Pie Baking Contest

Sandie Fritz  
Cody Davis

### Sponsor/Finance

Debbie Davis  
Jess Rockers

### Parade

Kenny Kellstadt  
Garnett Optimist Club

### Demolition Derby

Jess Rockers  
Kirby Barnes  
Mike Teter  
Andrew Keith  
Nick Durand

### Tractor Pull

Kirby Barnes  
Nick Durand  
Andrew Keith  
Justin Zook  
Mike Teter

### Sale

Ron Ratliff  
Christy Ratliff  
Bill Pracht  
Stacy Sprague

## 4-H & FFA AWARDS

### Dept. 1 Beef-Market & Breeding

Beef	Grand Champion Market Beef	Les Rockers Family
Beef	Reserve Grand Champion Market Beef	D.A. Rickabaugh Family
Beef	Champion Angus Steer	Dave & Sue Short
Beef	Reserve Angus Steer	Dave & Sue Short
Beef	Champion Charolais Steer	Mark Rickabaugh
Beef	Champion Crossbred Steer	Richard & Dorothy Miller
Beef	Reserve Crossbred Steer	High Bar Cattle Company, Hyatt Frobose & Brandi Buzzard
Beef	Champion Simmental Steer	Johnson Farms
Beef	Champion Limousin Steer	Limousin by Pracht, Ratliff Farms, GV Limousin
Beef	Reserve Champion Limousin Steer	Limousin by Pracht, Ratliff Farms, GV Limousin
Beef	Champion Maine Anjou Steer	Bill & Rita Poovey, Stephens Stock Farm
Beef	AOB Steer	Johnson Farms
Beef	Champion Market Heifer	Firestone Farms
Beef	Anderson County Born and Raised Market Beef	Anderson County Cattleman, J & S Farms
Beef	Carcass Contest	County Beef Carcass Education Program
Beef	Supreme Champion Breeding Heifer	Tom Peine Family
Beef	Reserve Supreme Champion Breeding Heifer	David & Kathy Schuster
Beef	Champion Angus Heifer	Hillhouse Angus Ranch, Tim Benton Family
Beef	Champion Charolais Heifer	Mark Rickabaugh
Beef	Champion Limousin Heifer	Limousin by Pracht
Beef	Reserve Champion Limousin Heifer	Vermillion Ranch
Beef	Champion Commercial Breeding Heifer	Firestone Farms
Beef	Champion Simmental Heifer	Morgan & Colton May
Beef	Reserve Champion Simmental Heifer	Cody & Lacie Davis
Beef	Champion AOB Heifer	Firestone Farms
Beef	Champion Senior Beef Showmanship	Bill & Rita Poovey
Beef	Reserve Champion Senior Beef Showmanship	Cody & Lacie Davis
Beef	Champion Intermediate Beef Showmanship	AX Feeds/Vitaferm, Jeff McAdam
Beef	Reserve Champion Int. Beef Showmanship	Cody & Lacie Davis
Beef	Champion Junior Beef Showmanship	David & Angie Scheckel
Beef	Reserve Champion Junior Beef Showmanship	Cody & Lacie Davis
Beef	Beef Rate of Gain	Mary & Charlie Holloran

### Dept. 2 Bucket Calf

Bucket Calf	Champion Bucket Calf Ages 7-9	Newton Family
Bucket Calf	Reserve Champion Bucket Calf Ages 7-9	David & Angie Scheckel
Bucket Calf	Champion Bucket Calf Ages 10-13	S Bar Z Black Herefords, Zac Edgerton
Bucket Calf	Reserve Champion Bucket Calf Ages 10-13	High Bar Cattle Company, Hyatt Frobose & Brandi Buzzard
Bucket Calf	2nd Year Bucket Calf	Cherry Mound 4-H Club

### Dept. 4 Dairy Goat

Dairy Goat	Supreme Champion Doe	Dr. Sandi Otipoby
Dairy Goat	Reserve Supreme Champion Doe	Dwight Nelson
Dairy Goat	Champion Senior Dairy Goat Showmanship	Adam & Tanya Ewert
Dairy Goat	Champion Intermediate Dairy Goat Showmanship	John & Paula Walter
Dairy Goat	Champion Junior Dairy Goat Showmanship	Talon Jasper, Field of Goats



*East Kansas Agri-Energy LLC  
gladly supports the efforts of the  
Anderson County Fair Association,  
our community and our youth.*

East Kansas Agri-Energy, LLC  
1304 S. Main St.  
Garnett, KS 66032  
**785-448-2888**  
[www.ekaellc.com](http://www.ekaellc.com)

## 2023 CORPORATE SPONSORS

# RJ ENERGY



# GSSB

GOPPERT STATE SERVICE BANK

Three Locations To Serve You:

106 E. 5th Ave., Garnett, KS  
114 N. Maple St., Garnett, KS  
207 E. Broad St., Colony, KS  
**785-448-3111**

**2023**

**CORPORATE SPONSORS**



**Wittman Auto Parts**  
138 E. 6th Ave., Garnett, KS  
785-448-6611

**Mont Ida Meats**

**Howard Yoder**  
**Owner-Operator**

22468 NW Indiana Rd.  
Welda, KS 66091  
(785) 489-2212

Proud to be part  
of this strong  
community



Contact us  
785-448-3131  
[saintlukeshealthsystem.org](http://saintlukeshealthsystem.org)  
Anderson County Hospital  
421 S. Maple St.  
Garnett, KS 66032





# Moran Locker

209 Cedar St. • Downtown Moran • 620.237.4331

Monday-Friday 8 a.m. - Noon • 1-5 p.m.

OVER 30 YEARS IN BUSINESS!



## ***Butchering & Processing of***

• Beef • Lamb • Goat

• Buffalo • Pork (*Curing Available*) • Deer

Whole, half or 1/4 beef as well as whole or half hog. Custom processing available.

**Wednesday & Friday are butcher days.**

**By appointment only.**

**MULTIPLE GENERATIONS OF EXPERIENCE!**


**The Bolling Family is proud  
to boast four generations  
of meat cutting experience!**

*At Moran Locker we buy from local growers  
that we are very familiar with.*

   GOOD CHECKS • FEDERAL RESERVE NOTES • ALL ARE ACCEPTED!

# 2023

## CORPORATE SPONSORS



CHEVROLET

**701 N. Maple Hwy. 59**

**Garnett, KS**

**785-448-5441**



**The Place to Find Your Place!**

**[www.KsPropertyPlace.com](http://www.KsPropertyPlace.com)**

**501 E. 4th Ave., Garnett**

**785-448-3999**

**Now Offering Auction Services**



# 2023

## CORPORATE SPONSORS



2701 N. State St., Iola KS  
(800) 367-2187  
(620) 365-2187



### SONIC DRIVE IN

supports the Anderson County Fair and wishes all participants GOOD LUCK! Stop by and check out our new  
**Happy Hour, Everyday 2-4 p.m.**  
**1/2 Price Drinks & Slushes**

Hwy. 59, Garnett  
785-448-6393 or 785-448-6494  
Jason and Paula Sjolund, Owners



## FARM BUREAU FINANCIAL SERVICES

213 S. Maple St., Garnett, KS

785-448-6125

### Amanda Jones

*Agent*

785-448-6125

AUTO. HOME. FARM.  
LIFE. INVESTMENTS.

### Cindy Ecclefield

*County Coordinator*

785-448-0099

MEMBERSHIP BENEFITS.

### Janice Parks

*Crop Agent*

785-448-4454

CROP/RAIN & HAIL.



**DUTCH COUNTRY CAFÉ**  
**309 N MAPLE ST., GARNETT, KS**  
**PHONE: 785-448-5711**

**Open Monday-Saturday 6am-2:30pm**  
**Restaurant, Coffee Shop & Bakery**  
**Dine in or Carry Out**

**Check out our Daily Breakfast & Lunch Specials**  
**Saturday: Breakfast Buffet 7:30am-11:30am**

**On all Coffee Shop Drinks During Fair Week**



**10%  
DISCOUNT**



## **2023 CORPORATE SPONSORS**

### **McAdam Framing**

**Jeremy McAdam**



**785-304-2172**



- Custom Work
- New Home Construction
- Remodel • Barns
- Siding • Windows • Roofing
- M.A.C. Inspections

### **Beachner GRAIN, INC.**

**Fertilizers • Chemicals • Custom Application**  
**Feed • Seed • Livestock Supplies**

**Licensed and Bonded**

Garnett 785-448-3712

Kincaid 620-439-5600

Greeley 785-867-2140

Richmond 785-835-6125

Harris 785-448-6808

Williamsburg 785-746-5300

# 2023

## CORPORATE SPONSORS



Keegan Barnes  
785-304-2500



## Have Fun At The Fair!



**Quality Structures**  
RICHMOND, KS

- Garages
- Hobby Shops
- Agricultural
- Equestrian
- Commercial

*Building the Rural American Dream™*

*Free Estimates ▪ Free Consultations*

**785-835-6100**

**www.qualitystructures.com**



# Mundell's Pumpkin Patch And Corn Maze



**Sept. 16 - Oct. 29, 2023**

*Tuesday-Sunday • 10 a.m. to Dark*

**785-448-8186 • 785-243-0031**

**1662 S. Maple St. • Garnett, KS 66032**



Garnett, KS

785-304-0282


[Troyersprairiegold.com](http://Troyersprairiegold.com)

[troyersprairiegold@gmail.com](mailto:troyersprairiegold@gmail.com)

## 2023

### CORPORATE SPONSORS

**BRUMMEL  
FARM  
SERVICE**



HELPING AGRI-BUSINESS GROW CHEAP FOOD

Garnett, KS 66032

(785) 448-3161 or (785) 448-5720

*Agricultural Supplies*

**MCDANIEL'S**  
  
**WELDING & FENCE**  
**785-448-8969**

**2023**  
**CORPORATE SPONSORS**

**WOLKEN**

**PLUMBING & ELECTRIC**

*Sales • Service • Installation*

**785-448-6771**



Heating & Air Conditioning  
Radiant Floor Heat

815 W. 11th Ave., Garnett, KS 66032

*Valley*  
*R*

Agri Service, Inc. • Garnett, KS

20467 NW 1600 Rd., Garnett, KS 66032

**(785) 448-6533**

SMS Nutrition Products - Crystalyx Products Handling  
Grain & Protein Commodities  
Asgrow & DeKalb Seed

*Welcome to*  
**Garnett Family  
Dental**

*30 years of conscientious family dentistry*

240 W. 4th Ave.

Garnett, KS

785-448-2487

[garnettfamilydental.com](http://garnettfamilydental.com)



*Veterinary Clinic*

Davy Allison, DVM

Amanda Allison, DVM

Fred Gardner, DVM

Nicole Born, DVM

Lexi Pedrow, DVM

1002 S. Hayes St., Garnett, KS

**785-448-6454**

913.898.6211

# 1-Stop

Gas ♦ Store ♦ Café ♦ Bar

423 E. Woodward St. • Parker, Kansas  
Sue Page, Owner • 785.819.5315, cell

**DAILY SPECIALS**

**MONDAY:** Mexican Monday  
**TUESDAY:** Open-faced roast beef, local grown beef  
**WEDNESDAY:** Fried chicken  
**THURSDAY:** Sue's homemade meatloaf, local grown beef  
**FRIDAY:** Chicken fried steak or chicken fried chicken  
**SATURDAY:** *Different special every week*

**1st Saturday** - Ribeye steak **2nd Saturday** - Chicken or Beef Enchiladas  
**3rd Saturday** - Boiled shrimp and/or Grilled Beef Tips  
**4th Saturday** - Catfish **5th Saturday** - Lasagna

**SUNDAY:** Homemade pan-fried chicken with homemade sides -  
 mashed potatoes, chicken gravy, corn, potato salad, macaroni salad, coleslaw,  
 BBQ beans, homemade macaroni and cheese. **Every Sunday 11 a.m. - 2 p.m.**

Mon.-Fri. 6 a.m. - 8 p.m. • Sat. 7 a.m. - 9 p.m. • Sun. 8 a.m. - 5 p.m.




1 Stop or  
Sue Page



## Richmond Body Works

Jake Stevenson | Laurie Stevenson  
 richmondbodyworks@embargmail.com

(785) 835-6395

Fax: (785) 835-6396

175 U.S. 59 Hwy.

Richmond, KS 66080

Find us on Facebook

# 2023

## CORPORATE SPONSORS



**Quality Structures, Inc.**

167 Highway 59, Richmond, KS  
**800-374-6988**  
 Richmond, Kansas • Haven, Kansas  
 Ingalls, Kansas



**Anderson  
 County Hospital**  
 SAINT LUKE'S HEALTH SYSTEM


# 2023 CORPORATE SPONSORS



Bonded and Insured

Justin Zook  
785-448-4431  
785-448-3317

Terry Zook  
785-204-0557  
785-448-6742



Fuel for the Future

# East Kansas Agri-Energy

# 6TH AVE BOUTIQUE & WESTERN WEAR

427 W. 6TH AVE., GARNETT • 785-448-2276  
MON.-FRI. 10-6, SAT. 10-3

*We carry a large selection of  
men's, women's and children's  
clothing, boots, shoes, jewelry,  
accessories and gift items.*

» ARIAT » ROCK AND ROLL  
» PANHANDLE  
» GRACE LA



410 N. Maple St., Garnett, KS  
785-448-7106  
Monday-Friday 7:30 am - 5:30 pm  
Saturday 8:00 am - 4:00 pm

We offer: Key Cutting • Screen Repair • Lumber • Rental Equipment  
DeWalt Tools • Larson Storm Doors • Ellison Windows





LIVE BEAUTIFULLY

**MONROE  
816**

ESTD. GARNETT

## Flynn Appliance Center

11 N. Jefferson Ave.  
Iola, KS 66749

**(620) 365-2538**

Fax: (888) 702-3791



 GillespieShowStock

 gillespieshowstock

**(785) 448-4920**

**(785) 433-1308**

*Jeff • Karen  
Hailey • Tyler • Braden*

 **Colony, KS**

# 2023

## CORPORATE SPONSORS

The Anderson County

# Review

112 W. 6th St.

Garnett, KS

**(785) 448-3121**



*Benjamin Realty*

*Sherry Benjamin, Broker*

**Land • Homes • Commercial**

201 N. Maple St.

Garnett, KS

[benjaminrealty@earthlink.net](mailto:benjaminrealty@earthlink.net)

**Office: (785) 448-2550**

Home: (785) 241-0532

Cell: (785) 304-2029



# 2023

## CORPORATE SPONSORS



### State Farm Insurance

*Ryan Disbrow Agent*

504 W. Redbud Lane

Garnett, KS

785-448-1660



**NEW HOLLAND**

AGRICULTURE

Fort Scott, KS • 620-223-2450

Nevada, MO • 417-448-1745

Greeley, KS • 785-867-2600



Hometown Owner and Designer  
Layne Lutz

130 E 5TH AVE GARNETT, KS  
LOCATED ON THE SOUTH SIDE OF THE DOWNTOWN SQUARE  
FIND US ON FACEBOOK AND INSTAGRAM @ AUNT VIVIAN'S FLOWER SHOP  
#785-448-6532

## POOVEY'S PRAIRIE ACRES

*Bill and Rita Poovey*

Westphalia, KS

## Burns Dental Laboratory

**Full Service Lab**

Don G. White, Owner

105 W. 4th St., Garnett, KS

**785-448-5543**

**800-886-4533**

## Southside RV Park & Storage LLC

1312 S. Maple St., Garnett, KS

785-504-9100 or 785-448-8146

Free Wifi • 24-Hour Surveillance

*Owners, Becky & Freddy Partida*

## WITTMAN AUTO PARTS

138 E. 6th Ave. • Garnett, KS

785-448-6611



Mon.-Fri. 7:30 a.m.-5:30 p.m.

Sat. 8 a.m.-Noon

**Gold Key Realty**  
CARLA WALTER

405 S. Maple St. Garnett, KS 66032

(785) 448-7658

carla@goldkeyrealtyks.com

www.goldkeyrealtyks.com



EVERYTHING WE TOUCH TURNS TO SOLD

## ANDERSON COUNTY ABSTRACT CO.

*Linda White*

109 E. Fourth Ave. • Garnett, KS 66032

*Title Insurance & Closings*

(785) 448-2426 • Fax: (785) 448-6999

## H & R BLOCK

401 S. Oak St., PO Box 129

Garnett, KS 66032

(785) 448-6480

# 2023

## CORPORATE SPONSORS

**AUBURN**  
PHARMACY

"Caring for the health of you and your community"

429 N. Maple • 785-448-6122

Mon.-Fri. 8:30 a.m.-7 p.m. • Sat. 8:30 a.m.-2 p.m.

Connect with our AuBurn RXpress mobile app  
[www.auburnpharmacies.com](http://www.auburnpharmacies.com)

**WILD CARDS**



**STORAGE**

785-448-4185

785-448-7991

John Foltz Plumbing

& Electric



320 East 5th

785-448-7991



# 2023

## CORPORATE SPONSORS



matt foltz  
cell: 785.204.1464  
fax: 785.448.5551  
mattfoltzconst@hotmail.com



**TRULY**  
**INSURANCE**

EST 1967

*Cleanup Courtesy of*

## CHORE-BOYZ-SERVICE LLC

Livestock Waste Management & Removal

*Ron Peine-Owner/Operator, Greeley, KS*

Manure hauling, spreading, loading, stables,  
holding pens, feed lots, hay rings, etc.

**913-636-1099**

## Limousin by Pracht

*Bill & Ruth Pracht*

20477 SW Florida Rd.

Westphalia, KS 66093

**785-489-2413**

## Farmers State Bank

517 S. Oak St. • Garnett, KS 66032

**785-448-5451**

www.fsbkansas.com

913-352-8437  
Pleasanton

Member  
**FDIC**

913-756-2221  
Blue Mound

*Good Vibes & Best of Luck to all Fair Participants!*

Alivia

Emma

*Specializing in Lionheads,*

*Dwarf Hotot*

*& Pekin Ducks*

Email: tuffit65@gmail.com

Gardner, KS

**913.702.6319**

www.facebook.com/

Lazy-B-Farm-

411070392842053/



**LAZY B FARM**



# MILLER HARDWARE

703 N. Maple St.  
Garnett, KS  
785-448-3241

Your neighborhood **ACE**  
Hardware

## Penka Auto Repair

**(785)-835-6699**

171 US Hwy. 59  
Richmond, KS 66080

Monday - Thursday • 7 a.m. - 6 p.m.

**NOW DOING ALIGNMENTS AND TIRES**



*Rockers*

785.835.6580

rockersphotography.com

\$10. off YOUR session can be combined  
with other offers

*Scipio* weddings. children. family. seniors. events

## SONIC DRIVE IN

supports the Anderson County Fair and  
wishes all participants GOOD LUCK!

Stop by and check out our new

**Happy Hour, Everyday 2-4 p.m.**

**1/2 Price Drinks & Slushes**

*Jason and Paula Sjolund, Owners*



**Hwy. 59  
Garnett**

**785-448-6393**

**or**

**785-448-6494**

# 2023

## CORPORATE SPONSORS

*Heritage*  
**TRACTOR**

*Have a  
great time  
at the fair!*

# MAJOR SPONSORS



**B&W Trailer Hitches**  
1216 Hawaii Rd., Humboldt, KS 66748  
**620-473-3664**



**Ma and Pa's Kettle Corn**

Lynn & Shelly Bargmann  
Bremen, KS ☎ 785-744-3441

&

**The Popcorn Colonel**

Hank Newton  
Garnett, KS ☎ 785-204-1501



309 N. Maple St., Garnett  
(785) 448-5711  
www.dutchcountrycafe.com

## **Welcome to our table!**

At Dutch Country Cafe we believe family, friendships and communities become stronger through relationships. We invite you to take a step back in time and enjoy the rich heritage and food from the traditions of the Esh and Stoltzfus families.



**The Stonewall Venue**

Owners Milton and Carol Lutz,  
"Investing in our hometown community"  
130 E 5th Ave Garnett, KS  
Located on the south side of the Garnett downtown square!  
Event space for small and large gatherings!  
Questions? Call #785-893-3009  
Find us on Facebook @ The Stonewall Venue



**RYAN'S PEST CONTROL**  
**785.448.4323**

**Affordable Rates/Quality Service**

236 N. Spruce St., Garnett, KS  
Ryan Walter, Owner • ryanspestcontrol@embarqmail.com

- Residential Pest Control
- Commercial Pest Control
- Industrial Weed Control



601 S. Oak St. • Garnett, KS  
**785.448.3212**

**Asher Velvick**  
Manager  
**Jacob Rundle**  
Sales/Tech



Coaches: Randa Teagarden  
& Benjamin Reese

**f** Jammin' Nutrition **@jamminnutritionks**

## **What We Serve:**

- Healthy Meal Replacement Shakes
- Energizing Herbal Teas
- Protein Coffee
- Pre and Post Workout Drinks
- Healthy Snack Options
- Full Customizable Menu



**785.504.9414 • 146 E. 5th Ave. • Garnett, KS**

 <p><b>David</b> (785)448-0102</p> <p><b>Chase</b> (785) 448-8421</p>	 <p><i>Blake, Nicole and Holden Firestone</i></p>
<p><b>BANK OF GREELEY</b></p> <p>118 W. Brown St. • P.O. Box 80 Greeley, Kansas 66033</p> <p><b>(785) 867-2010</b> Fax (785) 867-2021</p> <p>Member  </p>	<p><b>VISION SOURCE</b></p> <p><i>Dr. Whitesell &amp; Dr. Bloodgood</i></p> <p>115 N. Maple St. Garnett, KS <b>785-448-4673</b></p>
<p><b>RED BARN VETERINARY SERVICE</b></p> <p>Darrell R. Monfort D.V.M. Leann Flowers D.V.M. Belinda Garten D.V.M. Brandi Beyer D.V.M. Megan Westerhold D.V.M.</p> <p><b>1520 1300th St., Iola, KS</b> <b>620-365-3964</b> • Fax: 620-365-8092 <b>rbvs@redbarnvet.com</b> <b>www.redbarnvet.com</b></p>	 <p><b>The Popcorn Colonel</b></p> <p><b>Hank Newton, Owner</b> <b>785-204-1501</b> Call or Text thepopcorncolonell8@gmail.com Facebook: @thepopcorncolonell8</p>
 <p><b>RIDES • GAMES • FOOD • ENTERTAINMENT</b></p>	

## MAJOR SPONSORS

*We offer multiple companies, so we can offer multiple choices!!*



**Kimberly Robrahn**  
Municipal Account Manager

 **TrustPoint**  
Insurance & Real Estate  
114 W 4th Ave. • Garnett  
**785.448.3714**

[www.trustpointservices.net](http://www.trustpointservices.net)



**Michelle Ware**  
Insurance Agent

*Auto • Home • Farm • Crop • Business • Bonds • Work Comp • Life*



### 7 Days A Week

- Everyday Food Selections
- Gift Selections
- Convenience Store & More!!!


**Highway 169 & 59 Junction  
Garnett, Kansas**  
**(785) 448-6582**

## 6TH AVE BOUTIQUE & WESTERN WEAR

427 W. 6TH AVE., GARNETT • 785-448-2276 • MON.-FRI. 10-6, SAT. 10-3

*We carry a large selection of  
men's, women's and children's  
clothing, boots, shoes, jewelry,  
accessories and gift items.*

» ARIAT  
» ROCK AND ROLL  
» GRACE LA



*Flying K Enterprises*  
**Greeley, KS**  
**785-241-1749**

# MAJOR SPONSORS



**YUTZY Custom Structures**  
1-800-823-8609

[www.yutzyconstruction.com](http://www.yutzyconstruction.com)



A SERVICE OF



# MAPLE STREET LIQUOR



**410 N. Maple St., Garnett, KS**  
**785-448-7106**

Monday-Friday 7:30 a.m.-5:30 p.m.  
Saturday 8 a.m. - 4 p.m.

*We offer:*

- Key Cutting
- Screen Repair
- Lumber
- Rental Equipment
- DeWalt Tools
- Larson Storm Doors
- Ellison Windows



785.448.5531




HONOR SHOWFEED DEALER  
**LeRoy Cooperative Association**

LeRoy • 888-964-2225  
Westphalia • 877-489-2521

## Rod's Auto Repair & Custom Exhaust

*Rod & Kim Wittman, Owners*  
Hwy 31 & Lakeview Dr.  
Garnett, KS 66032  
**(785) 448-6535**



**The Place to Find Your Place!**  
[www.KsPropertyPlace.com](http://www.KsPropertyPlace.com)  
501 E. 4th Ave., Garnett  
**785-448-3999**  
Now Offering Auction Services



## WILSON CHIROPRACTIC CLINIC

SPORTS, AUTO &  
WORK INJURY CARE  
414 W. First Ave.  
Garnett, KS  
**(785) 448-6151**



Brant McGhee  
Colony, KS 66015  
620.496-6573 (Cell)



114 W. 4th Ave.  
Garnett, KS  
785.448.3714  
[www.trustpointservices.net](http://www.trustpointservices.net)



## Anipro

XTRAFORMANCE FEEDS

*Robert Miller,*  
*District Manager*

720 W. 11th St.  
Garnett, KS 66032  
**(785) 448-5887**  
**(785) 448-4301**




<p><b>Craig E. Cole</b>  <b>Attorney at Law</b>  114 E. 5th Ave., Garnett, KS 66032  (785) 448-3515</p>	<p><b>M. A. C. Inspections</b>  <small>HOME INSPECTIONS</small>    <b>Jeremy McAdam, Inspector</b>  macinspections.jm@gmail.com  30097 NE Wilson  Greeley, KS 66033  <i>Providing peace of mind</i></p>
<p>Randy &amp; Betsy Bunnell  22411 SW 700 Rd.  Welda, KS</p>	<p><b>EL JIMADOR</b>  122 E. 5th Ave., Garnett, KS  Mon.-Thurs. 11 a.m. - 9 p.m.  Fri.-Sat. 11 a.m.-10 p.m. • Sun. 11 a.m. - 8 p.m.</p>

Thanks

to all 4-Her's, parents,  
grandparents and community for  
helping make the  
Anderson County Fair a success!!

## MAJOR SPONSORS



**HOEGEMEYER**  
THE RIGHT SEED.

Contact your  
local dealer,  
Richard Parks, at  
785-448-4177  
for all your  
seed needs.

*Quick Shop & Liquor Store*

445 S. Main  
Greeley, KS 66033



**JEFF'S TOWING & RECOVERY**  
We Can Hook You Up!  
Jeff Chandler, Owner  
1110 E. 4th Ter., Garnett, KS  
Office & Impound Lot  
785.448.5830  
jeffstowing1669@yahoo.com  
24/7 Service

**RICKERSON**  
**PIPE LINING**



World's Longest Lasting Pipe




# MAJOR SPONSORS

	703 N. Maple St. Garnett, KS
	<b>785-448-3241</b>
	Mike & Amy Blaufuss, Owners

Your neighborhood 

	561 Main St. Osawatomie, KS 66064
	<b>913-755-4474</b>

	505 E. 6th St. Le Roy, KS 66857
	<b>(620) 964-2225</b>

*Cleanup Courtesy of*

**CHORE-BOYZ-SERVICE LLC**  
Livestock Waste Management & Removal

*Ron Peine-Owner/Operator, Greeley, KS*  
Manure hauling, spreading, loading, stables,  
holding pens, feed lots, hay rings, etc.  
**913-636-1099 or 785-867-3670**

<b>Kansas Corn Growers Association</b> 110 W. 4th Ave., Garnett, KS www.ksgains.com • 785-448-6922	 <b>Anderson County FFA</b> Jeff Gillespie, Advisor
<b>Anderson County Noxious Weed Dept.</b> Vernon Yoder, Director Office: 785-448-2327 Cell: 785-448-8042 Hours: 7 a.m. - 3:30 p.m. Mon.-Fri.	The Anderson County <b>Review</b> 112 W. 6th St., Garnett, KS 66032 (785) 448-3121
 <b>Duane's Flowers</b> 5 S. Jefferson Ave. Iola, KS 66749 <b>620.365.5723</b> Kristina DeLaTorre, Owner	<b>Nature's Touch</b> 117 W. 6th St., Garnett, KS 785.448.7152
<b>Josephine's</b> <i>Make Your Presents Felt</i> Everyday Gifts • Cards • Kitchen Utensils 421 S. Oak St., Garnett, KS 66032	 <b>McAdam Framing</b> Custom Construction Work Jeremy McAdam • 785-304-2172
Good Luck to all the fair participants! Enjoy the activities! <i>Julie Wettstein</i> Anderson County Clerk	<b>Ludolph Truck Line</b> Alton Ludolph Westphalia, KS 66093 <b>785-489-2431</b>
<b>STATE FARM INSURANCE</b> <i>Ryan Disbrow Agent</i> 504 W. Redbud Ln., Garnett, KS <b>785-448-1660</b>	<b>TERRY J. SOLANDER</b> <i>Attorney at Law</i> 503 S. Oak St., Garnett, KS 785-448-6131 • Fax: 785-448-2475
<b>ADDITIONAL 2023 ANDERSON COUNTY FAIR SPONSORS</b> Russ & Margie Bunnell	<b>DON'T MISS OUT ON THE FUN AT THE COUNTY FAIR</b>

## 4-H WOODWORKING – DEPT. 32

*Superintendents: Brandon Palmer and Landon Schillig*

Grand Champion and Reserve Grand Champion Ribbons

1. Exhibitors may show two items per section.
2. The plan from which the item was constructed must be with the article exhibited. The plan may be a photocopy, the actual pattern, or a scale drawing. It must be complete and accurate to the extent that a duplicate article could be built using the plan as a guide. Projects with missing or insufficient plans will be lowered one ribbon placing.
3. Projects with unsecured glass (glass shelves, glass top of a coffee table) should not be brought to the fair. Glass secured in the project (glass front of a cabinet or gun case) is permissible since it cannot be easily removed.
4. The use of materials other than wood should be kept to a minimum.
5. 4-H woodworking projects eligible for exhibit at the Kansas State Fair will be handled the following way: Exhibits that can be packed into a car will be taken to the Kansas State Fair by Extension agents; exhibits too large to fit in a car are the exhibitor's responsibility for transport and pick-up at the State Fair.
6. Firearms and weapons are not to be entered or displayed.

### Sections:

1. Article for farm or shop use.
2. Furniture for household or lawn use.
3. Articles made at school.
4. Other woodworking articles not included in classes above such as: (bird houses, bird feeders, household equipment such as knife racks, bread boards, etc.).

## FFA – DEPT. 33

*Superintendents: Jeff Gillespie and Zach Edgerton*

Grand Champion and Reserve Grand Champion Ribbons Given

1. All entries must be current year projects of FFA members in Anderson County.

### Sections:

1. Shop article costing \$150 or more
2. Shop article costing under \$150

## LIMITED WASH PENS AVAILABLE

*at the fair, plan accordingly. Nipple waterers are strongly encouraged. Shavings are required in hog pens.*

## In Memory



### Carol Ann Foltz

*July 15, 1941 - December 12, 2022*

Carol was a long time supporter of the County Fair. She would purchase ads for the fair book and also was a buyer at the 4-H livestock sale for many years. Carol was also a 4-H parent as her girls were growing up and involved in 4-H.



### Larry George Foltz

*November 9, 1941 - December 12, 2022*

Larry spent many hours volunteering for many local boards including Anderson County Fair Board, Star-Shooting 4-H Club, and the 4-H Extension Council. He was also a 4-H dad and grandpa which provided him the opportunity to attend many county fairs. Larry also spent many hours at the fair grounds fixing things that needed to be fixed. Larry had a love for supporting community parades, whether it was on a float or pulling one for a parade.



### Charles Guy Holloran

*November 14, 1938 - December 26, 2022*

Charlie was a long time supporter of the Anderson County Fair, by being a 4-H parent, grandparent, and award sponsor. Charlie was a proud father of five children, twelve grandchildren and eleven great grandchildren. Charlie enjoyed his time spent on his farm with his cattle.

## 2023 ANDERSON COUNTY 4-H SCHOLARSHIPS



**Tyler Gillespie** is the son of Karen and Jeff Gillespie. Tyler has been a member of Seeker-Not-Slackers for the last 12 years. Tyler has served as Anderson County 4-H Council Vice President,

along with serving as Seekers-Not-Slackers President, Treasurer, Reporter, and Parliamentarian. Tyler received the Key Award in 2021. Tyler will attend Fort Scott Community College and participate in Livestock Judging at the collegiate level over the next two years.

Tyler has also been an active member of Anderson County High School FFA serving as Treasurer, Secretary, and Greenhand President. Tyler participated in the National FFA Poultry judging contest, with the team placing 7<sup>th</sup> in the national competition.

When asked to talk about his 4-H experience Tyler said, "4-H has provided opportunities to gain friendships and make connections with countless 4-Hers, community members, educators, livestock producers, and influential leaders across Kansas and United States."



**Reese Witherspoon** is the daughter of Gina and Adam Witherspoon. Reese has been a member of Cherry Mound for the last 11 years. Reese has served as Anderson County 4-H Council

President for the last two years. She has also served as Cherry Mound's President, Vice President, Secretary and Treasurer. Reese plans to attend Allen County Com-

munity College for pre-veterinary. After obtaining her associates degree she will head to Kansas State University to specialize in large animal vet medicine.

Reese has also been an active member of the drama club serving as Vice President her senior year. She has helped at the fire department since she was 12 years old and Cornstock since she was 11. She was also a member of the National Honor Society.

When asked "how has 4-H impact me" her response "back then I was a shy little girl who was scared of speaking to a stranger, now I am the President of the 4-H Council."



**Talon Jasper** is the daughter of Jenny and Charlie Jasper. Talon has been a member of Lucky 13 for the last 12 years. She has served as Lucky 13's club President for the last three years. She

has won the 4-H Sportsmanship award the last three years. This fall she will attend Butler Community College and pursue a degree in agriculture.

Talon is involved with numerous clubs including drama club, science club, FBLA and FFA. She also runs her own business of selling her goat soap, Fields of Goats. Talon was the FFA chapter Star in Entrepreneurship her sophomore and junior year.

Talon reflected on her 4-H experience, saying "I would not be the person I am today if it was not for 4-H. I joined as soon as I was old enough and have been going strong ever since. It has not only fostered my love for showing animals but also my leadership skills."

*"Congratulations, Tyler, Reese and Talon on great 4-H careers!"*

## 4-H VISUAL ARTS – DEPT. 30

*Superintendent: Daelynn Peine*

Grand and Reserve Grand Champion Visual Arts

Most Original Visual Arts Exhibit

**Most Creative Visual Arts Exhibit**

1. Eight craft items can be exhibited.
2. Pictures/drawings must be mounted on cardboard with hangers or mounted in picture frames with hangers. Each piece of an exhibit needs to be labeled with exhibitor's name and 4-H Club.
3. Judges' evaluation of the suitability, creativeness, and values used in making the exhibit are final.
4. All 4-H craft items will be entered 8-9 a.m. on the Saturday pre-fair judging day at the Community Building.

### Sections:

1. Art/ Craft project

## 4-H WILDLIFE – DEPT. 31

*Superintendent: Heather Corley*

Grand Champion and Reserve Grand Champion Ribbons

1. One exhibit per section.
2. **Exhibitors must comply with State and Federal Laws.** It is illegal to possess threatened or endangered wildlife, or the feathers, nests, or eggs of non-game birds. Game birds and game animals taken legally during an open season may be used. The use of live wild animals in educational exhibits is prohibited.
3. Name, county, age and year in project should be in a prominent location on the exhibit.
4. Poster must not exceed 22" x 28". Educational displays must not exceed a maximum tri-fold size of 3' x 4'.

### Sections:

1. Notebook: contents pertain to some phase, results, story or information about the wildlife project.
2. Educational Poster: must be related to something learned in the wildlife project.
3. Educational Display: must be directly related to the wildlife project.
4. Taxidermy/tanning exhibit: should include an attachment that shows the work in progress through photos with captions, or a detailed journaling of the process.

## 4-H SHOOTING SPORTS – DEPT. 28

*Superintendent: Heather Corley*

Grand Champion and Reserve Grand Champion Ribbons

1. **Exhibitors must comply with State and Federal Laws.** No “live” ammunition containing propellant or explosive powders may be used in any display! Artistic substitutes must be used in lieu of powder and “live” ammunition label artistic substitutes on back for clarification.
2. Name, county, age, and year in project should be in a prominent location on the front of the exhibit.
3. Exhibits can only be shown by 4-Hers with 4-H Certified Shooting Sports Programs.
4. No exhibits can feature reloads.
5. The educational display must be the standard tri-fold board ONLY, must not exceed standard tri-fold: 3’ wide x 4’ tall. Promotional posters must be flat and no larger than 22” x 30”. THE EXHIBIT SIZE RULE WILL BE STRICTLY ENFORCED! Exhibits exceeding the size guidelines will be penalized one ribbon color.

### Sections:

1. Educational Display – must be directly related to the shooting sports project, must be the standard tri-fold board ONLY, must not exceed standard tri-fold: 4’ wide x 3’ tall.
2. Promotional Poster – must be directly related to the shooting sports project, must be flat and no larger than 22” x 30”.

## 4-H STEM – DEPT. 29

*Superintendent: Brandon Palmer*

Grand and Reserve Grand Champion Ribbons  
Grand Champion Rocketry • Grand Champion Robotics

### Sections:

- Ag Mechanics
- Architectural Block Construction
- Astronomy
- Computers
- Robotics
- Rocketry
- Unmanned Aerial System
- 4-H STEM Educations exhibits, Posters, Notebooks and Display Boards. Please refer to the 2023 Kansas State Fair Entry Book for classes and guidelines:  
<http://www.kansas4-h.org/events-activities/fairs/kansas-state-fair>

## PAST 4-H SCHOLARSHIP WINNERS

Kelli Bunnel – 2004	Storm Pracht – 2014
Dena Bunnel – 2005	Seth Wolken – 2015
Not given in 2006	Cassidy Lutz – 2016
Aaron Sobba – 2007	Not given in 2017
Rachel Wiley – 2008	MaKayla Jones – 2018
Alyssa Sobba – 2009	Abbie Fritz – 2019
Eli Johns – 2010	Guy Young – 2020
Colby Brownrigg – 2011	Hailey Gillespie – 2021
Amanda Nelson – 2012	Hayden Newton – 2022
Wyatt Pracht – 2013	

The scholarship was first started with memorial monies from the family of Maurice (Maury) Harrington (1931–2003), retired Anderson County Agricultural Agent. Families of Alfred Bunnel (1928–2003), 4-H leader and longtime fair board member; and Waldo Poovey (2004), longtime fair board member and 4-H livestock leader, chose the 4-H Scholarship for their memorial monies. The family of Helen Cubit (2007), former Anderson County Home Economics Agent and longtime 4-H Community Leader of Lucky 13, also gave memorial money to the 4-H Scholarship.

[www.frontierdistrict.ksu.edu](http://www.frontierdistrict.ksu.edu)



# ANDERSON COUNTY FAIR PARADE

## Tuesday, July 25

**REGISTRATION:** Entries and floats due by **July 22 via email.**

*Email: andersoncofair@hotmail.com*

**6 p.m. – Floats line up for judging.**

**6:30 p.m. – Bicycles, horses and riders, etc. line up and judging**

**6:55 p.m. – Presentation of 4-H Scholarship**

**7 p.m. - Parade begins**

**PARADE COORDINATORS:** Kenny Kellstadt,  
Garnett Optimists, Bill Pracht and Jake Strobel

**THEME:** *Once Upon A Fair-ie Tale*  
*Grand Marshal – John and Mary Cubit*

**RULES FOR FLOAT ENTRY:** Any truck or trailer more than 8' in length,  
appropriately decorated and carrying out the theme, will be considered a float.

**NO THROWING OF CANDY FROM FLOATS ALLOWED DURING PARADE.**

<b>Float Prizes</b>	<b>1st</b>	<b>2nd</b>	<b>3rd</b>
Best Commercial Float .....	\$50	\$30	\$15
Best Organizational Float .....	50	30	15
Best Youth Float .....	50	30	15
Best 4-H Float .....	50	30	15
Best Assisted Living Float .....	50	30	15
Man, rider.....	5	3	1
Woman, rider .....	5	3	1
Boy, rider .....	5	3	1
Girl, rider.....	5	3	1
Horse-drawn vehicle .....	3	2	1
Antique Car .....	10	6	3
Antique Tractor or Farm Equipment.....	10	6	3
Best Boy's Decorated Bike .....	3	2	1
Best Girl's Decorated Bike .....	3	2	1

**\*Each child under the age of 12 with pony gets \$1.**

**\*\*All floats entered which do not receive a ribbon placing will get \$10.**

## PEDAL TRACTOR PULL

*after Parade*

*Sponsored by Anderson County Farm Bureau Association*

**BOYS AND GIRLS AGES 4-11**

*Prizes awarded to all contestants.*

*Tractor and sled provided.*

**Pre-entry at Anderson County Farm Bureau.**

## Career Portfolio

1. Member must have been enrolled in Photography for 5 (five) or more years  
OR member must be age 15 -19 and been enrolled in photography for at least two (2) years.
2. Exhibit will consist of ten (10) 8" x 10" photos showing skill development in one of the following photography areas: Portraiture, Special Effects (not done with computer), Landscape, Photojournalism, Black and White, Nature/Wildlife or Graphic Design (computer skills with photos). Photos may have been created over multiple project years.
3. Photos may be color except if Black and White option is chosen and must be unmounted.
4. An information sheet must accompany each photo giving brand and model of camera used to create the photo. The settings for focal length, aperture, mode and shutter speed must also be listed.
5. A one page summary should accompany the portfolio listing the goal for pursuing this area of photography and what skills were learned while doing so. Mentors should be acknowledged. Career exploration can also be described.
6. Exhibit will be presented in a notebook designed for portfolio review with pages for required information from #11 and #12.

NOTE: A member may enter only one portfolio each year. Portfolio must have qualified at the County/District Level beginning with 4-H year 2022-2023. For State Fair 2020 and 2021 no County/District is required.

## 4-H SELF DETERMINED – DEPT. 27

**Citizenship, Communications, Dog Care & Training, Exploring 4-H,  
Family Studies, Health & Wellness, Leadership, Performing Arts,  
Pets, Reading, and Welding**

*Superintendents: Heather Corley and Braden Gillespie*

Grand Champion and Reserve Grand Champion Self Determined  
Champion Self Determined Notebook

1. Self Determined is a project where 4-H members may choose a special topic to learn and do research. Self Determined is also used as a broader category to include projects where no other department is practical.
2. There are no Kansas State Fair classes for any of these projects except Dog; a 4-H Dog Show is held at the State Fair.
3. 4-Hers must be enrolled in the project they exhibit. Exhibit must be labeled with the project. NOT LIVE DOGS - POSTERS!
4. 4-Hers can exhibit 3 entries per project.

### Sections:

1. Poster
2. Notebook
3. Display
4. Item or article



exhibit 44 at the Kansas State Fair.

6. There is no data slip required.

7. A member who qualifies to exhibit in this class is still allowed to enter two prints and a portfolio for judging if qualifications for those classes are met.

**Following Sections are not eligible for exhibit at Kansas State Fair**

6. Sequence – 2 or more photos.
7. Story telling sequence - 5 or more pictures.
8. Photo story may have 3-7 prints, arranged on a mat board or large piece of heavy poster board. No words written on poster front.
9. Photo album – portfolio of work done during the year. Photos are to be categorized, each photo captioned. (Photography or craft judges may judge this entry depending upon their expertise.)

**Portfolio Classes**

**Growth Portfolio**

1. Member is eligible for this class beginning with the 3rd year of enrollment in the 4-H photography project.
2. Exhibit will consist of one photo for each year of enrollment. Each photo must have been created in a different year and must be labeled with the year taken/project enrollment year. A maximum of 5 photos may be included, if the member has 5 or more years of enrollment. Photos are not required to be in a consecutive order. For example, a nine-year-old with three years enrollment in photography is eligible to enter a growth portfolio. The portfolio in this example should have one photo from the seven-year-olds year, one photo from the eight-year-olds year, and one photo from the nine-year-olds year. The growth portfolio class may start at any time in the member's photography career. For an older member, the growth portfolio would represent any five years in the project, for example, years, 1,3,5,7 and 9 for a member having project enrollment totaling 9 years.
3. Photos must be 8" x 10" and may be color or black and white and must be unmounted.
4. An information sheet must accompany each photo giving brand and model of camera used to create the photo. The settings for focal length, aperture, mode and shutter speed must also be listed.
5. Skill set used to create the photo must be given and explained. Main goal for each year should be listed.
6. Beginning with photo 2, member description of GROWTH in project skill must be included on information sheet.
7. Exhibit will consist of photos arranged in chronological order of enrollment, information sheet on each photo, and all information listed in #5 and #6. A portfolio book will be required to exhibit.

## **ANDERSON COUNTY FAIR ENTRIES**

**All Departments and Divisions,  
including Open and 4-H/FFA,  
will enter exhibits online at  
<http://andersoncofair.fairentry.com>**

### **4-H/FFA —**

#### **PRE-ENTRY JUNE 12-JULY 5**

\*All 4-H/FFA exhibitors must pre-enter by July 5 or they will incur a \$25 late fee. Entries will NOT be added at the fair in the 4-H division; you may enter it in open class.

### **OPEN —**

#### **PRE-ENTRY JUNE 12-JULY 14**


\*Pre-entry for open class is not required (except poultry and rabbits) but appreciated.

### **OPEN CLASS —**

Skip the lines on Monday Entry Day by pre-entering.  
Entry tags will be printed and ready to go!

Online entry is designed to be completed with a computer or even a smart phone using the login you created in 2016.

Bring a self-addressed and stamped envelope so your premium money can be sent to you; there will be no payouts at the fair.



## 19<sup>TH</sup> ANNUAL PIE BAKING CONTEST

*Anderson County Fair*

### Wednesday, July 26

Judging begins 6:15 p.m.

Tent at the Fairgrounds

Bring pie and recipe to Community Building Kitchen.

Between 4:30 p.m. and 6 p.m.

NO cream, meringue, pumpkin, cream cheese, or whipped cream pies.

**JR. DIVISION - 17 AND UNDER**  
**SR. DIVISION - 18 AND OVER**

**Awards Presented at 7:30 p.m. • Auction at 7:45 p.m.**

*Proceeds go to the Anderson County Fair and Anderson County 4-H Scholarship*

#### **Sr. Division Prizes:**

1st place – Gift Basket & \$100 cash

2nd place – Gift Basket & \$60 cash

3rd place – Gift Basket & \$40 cash

#### **Jr. Division Prizes:**

1st place – \$50 cash

2nd place – \$30 cash

3rd place – \$20 cash

#### **Contact:**

**Sandie Fritz (785) 304-2529**

mat.

6. Photographs taken with a digital camera and having no more adjustments than exposure, color intensity, or correction, red eye removal, cropping, dodging and burning should be entered in the standard color or black & white sections. HDR photos are to be entered in the standard photo class.
7. Mounting mats, large clear plastic bags, and photographic adhesive are available from Extension Office at small fee.
8. Monochromatic prints including sepia prints are considered color photos and must be entered in correct color section.
9. **Photos with live subject(s) on railroad right of way or taken from railroad right of way property will not be displayed in Kansas 4-H Photography and may receive a ribbon penalty.**
10. Copyright protections must be observed.

#### **Classes:**

1. Color photos taken by a 4-H member with 3 years or less in the project.
2. Color photos taken by a 4-H member with 4-7 years in the project.
3. Color photos taken by a 4-H member with 8 or more years in the project.
4. Black & White Photos – all levels of experience.
5. My Favorite 4-H Photography Display.
  1. This is a “display only” class.
  2. Eligible members must have enrolled in photography for ten (10) or more years.
  3. Requirements are:
    - A. Choose a total of four (4) of your favorite photos from any of the years enrolled in photography. If used previously in competitive exhibits, removal l data slips and stickers. If the photo is an unmounted print, mount it using standard 4-H requirements and mat board.
    - B. Develop a short biography piece.
      1. Tell how/when an interest in photography began.
      2. Explain why each of the four photos is a favorite.
      3. Share the skills learned because of photography. Think beyond the camera skills and include leadership, community service, etc
      4. Tell of any mentors/leaders worked with.
      5. Share workshops or camps pertaining to photography you attended.
      6. Explain (if relevant) any plans to use photography skills beyond 4-H/High School.
      7. Include a small (2” x 3”) photo of yourself at the start of the biography.
      8. Print the biography document and mount it on a standard mat board.
4. Place name and Extension unit on the back of each of the 5 mat boards in the upper right-hand corner.
5. This exhibit does not have to qualify at the county/district level to

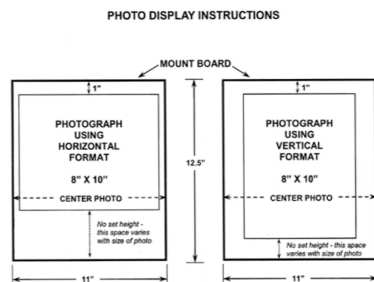
50. Assortment of 3 gourds, any variety (no State Fair class)
1. Horticulture Notebook – 3-ring binder with written narrative describing a horticulture project such as a landscape design, landscape installation, lawn renovation, water garden, flower garden, vegetable garden, lawn mowing service, landscape maintenance business, farmer's market business, or other horticultural project. 4-Hers are encouraged to include photos, illustrations/and or landscape drawings to help explain the work done by the member. Photos taken from the same location before, during, and after the completion of the project are suggested. Horticulture notebook scoring is as follows: Organization and General Appearance (neat, includes title page and table of contents, original, creative, etc.) 20%, Narrative (including goals, successes, failures, etc.) 40%, General Content (subject matter, photos, maps, knowledge gained, etc.) 40%.

## 4-H PHOTOGRAPHY – DEPT. 26

*Superintendent: Rachel Rockers*

Grand Champion and Reserve Grand Champion Ribbons  
Ranae Young Award

1. Exhibitors are limited to **10** entries from their current year's project work.
2. Photographs entered must be the result of the current year's work by the 4-H member. Photo images must be taken by the 4-H member (exhibitor).
3. All enlargements must be no larger than 8" x 10" and no smaller than 7" x 9", after trimming. Photos are to be mounted across the narrow (11") dimension of an 11" x 12½" photo mat from the Extension Office. The top edge of the photo must be 1" down from the top of the photo mat. Sides of the enlargement photo should be equal distance from the edges of the photo mat. Remove white border from enlargement prints. A permanent mount should be made by using photographic adhesive available at the Extension Office. See illustration.
4. No lettering including dates permitted on the front of the photo mat or picture. **On back of photo matte write name, address, location where photo was taken, and Anderson County.**
5. Photos must be exhibited in clear plastic bag – purchased from Extension Office with photo



NOTE: Use only adhesives designed for permanent photography mounting.  
Do not use rubber cement or other household glues (white glue, etc.).

**BACK OF MOUNT BOARD**

**Photo Description:** (Please indicate the geographical location of the photo in your description)

**County or District/County:**

**Name:**

**Address:**

**City, State, Zip:**

## EVENT TICKETS NO ADVANCED TICKETS SOLD

# TRACTOR PULL

## Saturday, July 22 • 7 p.m.

Rodeo Arena

*For Information Contact: Kirby Barnes (785) 448-4049*

Tickets at the Gate \$15

Children ages 10 years and under are free.

Gates open at 4 p.m.

# RANCH RODEO

## Tuesday, July 25 • 8 p.m.

Rodeo Arena

*For Information Contact: Brant Miller (620) 380-1778*

Tickets at the Gate \$5

Children ages 5 years and under are free.

# OPEN PET SHOW

*Sponsorship and Management:*

*Amanda Allison & Countryside Vet Clinic*

## Thursday, July 27

1 p.m. • Livestock Show Arena

### General Guidelines

1. This is a youth event for ages 5 – 16.
2. All dogs (goats, potbellied pigs) must be on a leash at all times.
3. All cats or other pets (rabbits, ferrets, pocket pets, turtles) must be restrained in carrier or appropriate cage. When handled outside carrier, cats should be fitted with harness/collar and leash.
4. Children under 16 years old should be accompanied by parent/guardian when outside of show ring.
5. Animals should be kept separated from other contestants at all times to prevent fights and serious injury.

### Showmanship – 100 point scale

(Class is open to ALL pets. Tables will be provided for pets needing assistance. Dogs will be required to walk on leash for judging. Animals not able to walk on a leash will be judged separately.)

#### Care of the Pet – 20 points

*Owner will be judged on the overall cleanliness of pet.*

#### Knowledge of the Handler – 60 points

*Each owner will be judged on their ability to answer questions about their pet.*

#### Coordination between Owner and Pet – 20 points

*Owner will be judged on ability to walk animal on leash and respond to basic commands such as “sit.” Pets not able to be walked on a leash will be judged on the owner’s presentation of the pet on the table.*

### Owner/Pet Look-A-Like – 100 point scale

(Class is open to all pets.)

#### Care of the Pet – 20 points

#### Knowledge of the Owner – 30 points

#### Resemblance – 50 points

*Owners will be judged on their ability to look like their pet.*

*Judging will be very informal.*

### Dog Companion Class in Memory of David Scheckel – 100 point scale

(Class is for dogs only.)

#### Care of the Dog – 25 points

#### Knowledge of the Handler – 25 points

#### Conduct and Partnership – 50 points

<http://www.bookstore.ksre.ksu.edu/pubs/c405.pdf>

3. All entries must be freestanding, easily moved, and not require any special equipment to display. Hanging entries are not accepted.

### Sections:

- |  |   |
|--|---|
| 1. Red potatoes, five  | 22. Peppers, not bell, five   |
| 2. White potatoes, five  | 23. Jalapeño Peppers, five  |
| 3. Sweet potatoes, five  | 24. Anaheim Peppers, five   |
| 4. Yellow tomatoes, five   | 25. Habanera peppers, five  |
| 5. Roma tomatoes, five   | 26. Mango peppers, five   |
| 6. Red tomatoes, five  | 27. Summer squash, one  |
| 7. Cherry ornamental tomatoes, five  | 28. Winter squash, one  |
| 8. Grape tomatoes, five  | 29. Eggplant, one   |
| 9. White onions, five  | 30. Cabbage, one  |
| 10. Yellow onions, five  | 31. Cantaloupe, one   |
| 11. Red onions, five   | 32. Honeydew, one   |
| 12. Carrots, five  | 33. Watermelon, one   |
| 13. Beets, five  | 34. Pumpkin, one  |
| 14. Parsnips, five   | 35. Miniature Pumpkins, five  |
| 15. Turnips, five  | 36. Sweet corn, 10 ears   |
| 16. Beans, green snap, twelve  | 37. Popcorn, 10 ears  |
| 17. Beans, yellow wax, twelve  | 38. Indian corn, 10 ears  |
| 18. Lima beans, twelve   | 39. Miscellaneous Vegetable not mentioned above: large (1-each); medium (5-each); small (12-each) |
| 19. Okra, five   |   |
| 20. Cucumbers, five  |   |
| 21. Bell peppers, five   |   |
| 40. Garden display – Display consists of 5 different types of fresh vegetables   |   |
| 41. Only one variety of each type of vegetable may be exhibited. The numbers of the five types of vegetables to be exhibited are as follows:   |   |
| 42. <b>Large Vegetables (1 each)</b> cabbage, cantaloupe, eggplant, large pumpkin, squash, watermelon  |   |
| 43. <b>Medium Vegetables (5 each)</b> beets, carrots, cucumbers, decorative gourds, potatoes, miniature pumpkins, okra, onions, peppers, sweet potatoes, tomatoes, cherry tomatoes or other similar sized vegetables |   |
| 44. <b>Small Vegetables (12 each)</b> green snap beans, wax beans, English peas, or other similar sized vegetables   |   |
| 45. Fresh Culinary herbs (6) example: parsley, basil, dill, etc. Six stems (or a comparable quantity) of ONE VARIETY of fresh herbs must be exhibited in a disposable container of water.                            |   |
| 46. Small fruits (one half pint box) example: strawberries, blackberries, raspberries, or other similar sized fruits.  |   |
| 47. Tree fruits (plate of 5) example: apples, pears, peaches, or similar sized fruits.   |   |
| 48. Grapes (plate of 2 bunches)  |   |
| 49. Decorative gourds, five (no State Fair class)  |   |



## 4-H HOME ENVIRONMENT – DEPT. 24

*Superintendents: Tyler Gillespie and Braden Gillespie*

Grand Champion and Reserve Grand Champion Ribbons

1. 4-H members must be enrolled in project. Each item displayed needs a label with name and 4-H Club.
2. A summary including plans, explanation of how the items was made or refinished, and how it fits into the color and design of the room. Summary could also include project inspiration, challenges, who helped you, and any other information that could be helpful to the judge. Summary should be in a plastic protective sleeve and attached to exhibit.
3. Projects with missing or insufficient summary will be lowered one ribbon placing (i.e. a blue ribbon exhibit will receive a red ribbon).
4. Exhibits should be of high quality (as compared to quick, simple crafts), suitable for use in the home several months throughout the year. Holiday specific items are discouraged.
5. Poster or notebook may include swatches, colors, photographs, stories and project records which detail what was accomplished this year with indication of future plans.

### Sections:

1. Single Exhibit. An article made or refinished by the 4-Her for the home. Must include attached summary.
2. Design Board. Boards must be on foam core or a standard tri-fold display. Include: color scheme, wall treatment, floor treatment, samples, etc. and or floor plan for a room. Must include attached summary.
3. Notebook. Notebooks may include floor plans, swatches, colors, stories, photographs, and project records which detail what was accomplished this year with a given indication of long term plans. Notebooks should also include project inspiration, challenges, who helped you, and any other information that could be helpful to the judge. Additional summary is not required for Notebook exhibits.
4. Room Display – 5-7 items – display needs floor plan showing where items go in the room, cost of items, and written page about the room items – who did the work, etc. (not eligible for State Fair).

## 4-H & FFA HORTICULTURE – DEPT. 25

*Superintendents: Gayla and Grant Corley, Gaylene Comfort*

Grand Champion and Reserve Grand Champion Garden Exhibit

1. Two entries per section. 4-H members must be enrolled in Plant Science project.
2. Information about exhibiting produce is available online in the publication “Exhibiting Fruits and Vegetables” available at

## GENERAL RULES AND REGULATIONS

1. Livestock must be owned by the exhibitor; farm product and other articles must be exhibited by the producer or maker.
2. Cattle determined by exhibition staff to have lesions of ringworm, warts or infested with mange will not be permitted to exhibit.
3. Sheep shall:
  - Be free of any signs of “sore mouth.”
  - Be free of any signs of active fungal (ringworm) infection, including club lamb fungus.
4. Goats determined by exhibition staff to have sore mouth, lesions of ringworm, warts or infested with mange will not be permitted to exhibit.
5. The same article or animal will be allowed to compete for only one premium, except for the championship, group prizes and special classes.
6. Exhibits must be entered with the superintendent of the department on Monday of the Fair according to the printed schedule.
7. No consumption of alcoholic beverages in barns and on fairgrounds.
8. All exhibits will remain in place until 11 a.m., Friday of the Fair.
9. All exhibits must come from residents in Anderson, Franklin, Coffey, Allen, Linn, Miami, Osage, Woodson, or Bourbon counties.
10. No article of animal deemed unworthy will be awarded a premium.
11. All open class premiums will be mailed as long as a self-addressed stamped envelope was provided.
12. In no event shall the Anderson County Fair Association or its officers, directors or members be held responsible for any loss or damage to the property or person of the exhibitor or other persons while on the fairgrounds regardless of the cause. All diligence will be used to prevent loss or mishap.
13. The Fair Association reserves the right to have anyone causing disturbance on the fairgrounds removed. The Fair Association also has the authority to withhold premiums and remove entries.
14. In no event shall the Fair Association or its officers, directors or members be held responsible for any injury, theft, loss, death, disease or health problem an animal acquires during transport to and from the fair, or while at the fair.
15. No dogs, cats or other pets, except seeing-eye dogs, hearing assistance dogs, and dogs trained to assist the handicapped, shall be permitted on the fairgrounds during the County Fair, except in the designated areas. In designated areas, pets must be on a leash, contained in living quarters or trailers. Designated areas include in and around the livestock show arena only during the pet show and the trailer parking area. Any animal posing a threat to the safety and enjoyment of fair guests or animal exhibits will be removed.

### Grievance Procedure

1. Any complaints shall first be taken to the superintendent. If no agreement is reached, it will be turned over to a three-person grievance committee.
2. A local veterinarian will inspect all animals to see that there is no evidence of contagious or infectious disease at the time of unloading or shortly thereafter.

*The Anderson County Fair Association*



# OPEN BEEF CATTLE DIVISION A

*Superintendent: Bill Pracht*

Champion bull each breed  
Champion female each breed

1. Date of computing age of beef cattle – September 1.
2. Show order to be determined by superintendent.

## **Breeds:**

1. Angus
2. Charolais
3. Hereford
4. Limousin
5. Simmental
6. Shorthorn
7. Other

## **Classes:**

1. Junior calf
2. Senior calf
3. Summer yearling
4. Junior yearling
5. Senior yearling
6. Aged class
7. Bull calf under one year
8. Bull over one year and under two years
9. Bull two years old and over
10. Herd, one male and three females

## **Beef Cattle Display Only Pens**

1. Must be pre-entered at the Extension office by July 5. (785) 448-6826
2. Pens for livestock exhibitors will be available for commercial or registered cattle in the middle cattle barn at the fairgrounds.  
Standard pen area will be 12 feet deep and 12 feet long.  
Smaller pens will be made available if requested.  
Pens will be furnished by the Anderson County Fair Association.
3. Livestock may be exhibited and shown in classes above.
4. All livestock pens are to be cleaned twice daily prior to 6 p.m.
5. Charge for exhibit pens will be \$1 per frontage foot.

specimens)

- Purchased or self-collected
- Date lapidary treatment began
- Date lapidary treatment completed (treatment completed after the State Fair is considered a new year specimen).

## **Sections:**

11. Lapidary. Display at least 5 varieties of polished (tumbled) specimens and 5 varieties of unpolished specimens that have not yet received lapidary treatment. These do not have to be an example of “before and after” nor do they have to be self-collected. Locales must be identified.
12. Lapidary. Display before-and-after examples of at least 3 varieties of specimens, at least 2 tumble-polished and 2 unpolished of each. There is no requirement that the 4-H’er collect any of these. Locales must be identified. Lapidary work should be done during the current 4-H year.
13. Lapidary. Display before-and-after examples of at least 6 varieties of specimens, at least 2 tumble-polished and 2 unpolished of each. At least two varieties should be collected from the native site by the 4-H’er, at least one of which comes from Kansas. Locales must be identified. Lapidary work on at least three varieties should be done during the current 4-H year.
14. Lapidary. Display before-and-after examples of at least 9 varieties of specimens, at least 2 tumble-polished and 2 unpolished of each. At least three varieties should be collected from the native site by the 4-H’er, at least two of which come from Kansas. Locales must be identified. Lapidary work on at least three varieties should be done during the current 4-H year.
15. Lapidary. Exhibit at least 6 specimens that have not previously been exhibited, which have received lapidary treatment. Lapidary treatment may consist of polishing, and end, face, or flat lapping. Specimens must represent at least 3 different varieties and include at least three cabochons of any size or shape, only one of which may be free-formed. A cabochon is a style of cutting in which the top of the stone forms a domed or curved convex surface. Three of the specimens must be mounted into jewelry findings.

## **Classes:**

1. Junior 7-8 years old
2. Intermediate 9-13 years old
3. Senior 14-18 years old

- 4-H year, 5 rocks, 5 minerals, and 5 fossils. Exhibitor is limited to one exhibit box. (4-Her eligible to show at State Fair first time.)
5. Display of at least 30 different rocks, minerals, or fossils, at least 5 of each. **Fifteen new specimens must be collected during the current year.** Exhibitor is limited to one exhibit box. (4-Her eligible to show at State Fair first or second time.)
  6. Display of at least 45 different rocks, minerals, or fossils, at least 5 of each. **Fifteen new specimens must be collected during the current year.** Exhibitor is limited to two exhibit boxes. List the rocks as igneous, metamorphic, or sedimentary. (4-Her eligible to show at State Fair third or fourth time)
  7. Display of at least 60 different rocks, minerals, or fossils, at least 5 of each. **Fifteen new specimens must be collected during the current year.** Exhibitor is limited to two exhibit boxes. List the rocks as igneous, metamorphic, or sedimentary. (4-Her eligible to show at State Fair fifth time or more)
  8. Geology Educational Exhibit: Exhibit relating to everyday living; or to a mineral test, a rock formation, geological history, species of a fossil, forms of one mineral, a variation of one kind of rock, archaeological artifacts, or Indian artifacts. Digital formats are accepted. Please make arrangements for the judge to view your exhibit and have a hard copy for display. Exhibit limited to 4 feet of table space. Care should be taken to use durable materials that will withstand State Fair conditions.
  9. Mineralogy. Display a minimum of 15 mineral specimens collected in Kansas, at least 5 of which have been collected during the current 4-H year. The minerals are to be grouped by mineral class (ie: Carbonates, Oxides, Silicates) and at least 3 classes must be represented. The member must use one standard display box (see #1). The specimens must be labeled with the number of the specimen, date collected, name of specimen, county where collected and chemical composition (ie: CaCO<sub>3</sub> for calcite) if known.
  10. Fossils. Display a minimum of 15 fossil specimens collected by the participant in Kansas, at least 5 of which have been collected during the current 4-H year. The fossils are to be grouped by Phylum and Class, and at least 3 phyla must be represented (Brachiopoda, Chordata, Mollusca, etc.) The member must use one standard display box (see #1). The specimens must be labeled with the number of the specimen; date collected; county where collected; formation, member, or source; phylum, class, and genus or part; and geologic age (Cretaceous, Permian, Pennsylvanian, etc.) See #5 for additional fossil labeling expectations.

#### Lapidary Sections:

All lapidary specimens should be labeled with the following information:

- Specimen name
- Place of origin (country, state, or county; county required for Kansas)

## OPEN DAIRY CATTLE DIVISION B

*Superintendent: Margie Bunnell*

Champion male each breed  
Champion female each breed

1. Show order to be determined by superintendent.
2. Lactating cows may be brought to the fair the morning of the show and may leave following the completion of the show.

#### Breeds:

1. Ayrshire
2. Holstein
3. Jersey
4. Other Breeds

#### Classes:

1. Junior calf, born after 3/1 current year
2. Heifer calf, 9/1 previous year to 2/28 current year
3. Junior yearling, 3/1 previous year to 8/31 previous year
4. Senior yearling, 9/1 2-years previous to 2/28 previous year
5. Two-year-old cow
6. Three-year-old cow
7. Four-year-old cow
8. Aged cow, 5+ years
9. Three best animals
10. Bull calf, less than 6 months

## OPEN HORSE DIVISION C

*Superintendents: Curtis and Jenny Hughes*

Champion each breed-type at halter  
Grand Champion at halter  
Champion Performance

1. Open Horse Show will run concurrently with 4-H Horse Show - check schedule in front of book.
2. Horse show dress code will be observed (long pants, long sleeved shirt, hat or helmet, boots, etc.).
3. All horses should be accompanied by a negative EIA (coggins test, issued within 12 months of exhibit). These should be made available to officials at the time of entry or upon request.
4. All classes will be held in accordance with the Kansas 4-H Horse Show Rule Book (even though they are open class).

5. If there are less than 3 participants in a class, the judging may be combined with other groups at the judge's discretion. Participants will still receive individual class awards.
6. Class order will be 4-H, Open, then PeeWee (under 7) as printed in fair book (no showmanship Open and PeeWee).
7. For halter classes only, open class exhibitors must show a different horse than anyone has shown in the 4-H division, except PeeWee.
8. Stock-Type horse breeds are Quarter Horse, Appaloosa, Paint, Buckskin, Palomino, etc.
9. Non-Stock-Type horse breeds are Arabian, Morgan, Thoroughbred, American Saddlebred, etc.

**Sections:**

**Halter:**

1. Stock-Type
2. Non-Stock-Type
3. Pony
4. Mule
5. PeeWee (all one class)

**Performance:**

6. Horsemanship
7. Western Pleasure
8. Reining
9. Trail
10. English Pleasure
11. Barrel Racing

12. Pole Bending

13. Flag Race

**Classes:**

**Halter:**

1. Weanling
2. Yearling – 2 year old gelding
3. Yearling – 2 year old mare
4. 3 years - + gelding
5. 3 years - + mare
6. PeeWee exhibitor

**Performance:**

7. Open
8. PeeWee

## OPEN POULTRY DIVISION D

*Superintendent: Rick Sumner*

Champion each section under chickens and other  
Grand Champion Poultry

1. All poultry must be pre-entered June 12 to July 5 online at <http://andersoncofair.fairent.com>. This is needed for pen assignment.
2. Poultry must be in place by 8 p.m. on Monday of fair week. Judging will begin after 4-H Swine Show.
3. Any poultry exhibits must meet the Breed Standard as listed in the Poultry Standard of Perfection.
4. Poultry showing symptoms of disease or infection of any type will be denied entrance.
5. Each exhibitor is responsible for the care and feeding of his/her birds.
6. Exhibitors may have up to 20 total birds.
7. Testing for Pullorum disease for exhibition poultry is required every year.

exhibits in the afternoon at 1 p.m. on a first come basis.

2. Exhibit box should be 18" x 24" x 3½". All specimens are to be arranged across the narrow (18") dimension of the exhibit box, making the exhibit 18" across the top and 24" deep. Plexiglas covers required and must be removable from top. Screws, locks, or other devices preventing judges from removing Plexiglas cover should not be used. All Plexiglas covers must slide out of the top.
3. Exhibitors are to identify each display box by placing a gummed label (from Extension Office) with name, county and number of specimens in the upper left-hand corner of the Plexiglas cover (inside use clear double sided tape to adhere gummed labels) and by attaching a gummed label with the same information on the lower-right corner of the box (outside).
4. Geology specimens should be labeled with the specimen number, date collected, specimen name or description and locality (county) where collected.
5. Classes 1-7, specimens should be mounted in the box by proper groups – rocks, minerals and fossils. These specimens must be collected from locations in Kansas. Out-of-state specimens will not count in the minimum number for the class, nor will they be considered in judging with the exception of Tri-State Mining Area specimens collected from these three adjacent counties: Ottawa County, OK; Newton and Jasper Counties, MO.
6. Classes 1-7, each specimen must be properly labeled:
  - a. Fossils must be identified to the Phylum, Class and Genus level. More than one specimen the same genus of a fossil may be exhibited if this duplication represents different geological formations. Specimen label must show this distinction (Fort Hays limestone, not just limestone; calcite from the Greenhorn Formation, not just calcite; Phylum: Brachiopoda Class: Articulata Genus: Composita from the Morrill Limestone Member, not just Phylum: Brachiopoda Class: Articulata Genus: Composita).
  - b. Rocks must be labeled with the name of rock type, formation, and the name of the rock.
  - c. Minerals must be labeled with type of mineral and name of specimen.

**Sections:**

1. Junior (First year exhibit – 9 specimens) 3 rocks, 3 minerals, and 3 fossils. List the rocks as igneous, metamorphic, or sedimentary.
2. Junior (Second year exhibit – minimum 15 specimens) adds 6 new specimens. List the rocks as igneous, metamorphic, or sedimentary.
3. Junior (Third year exhibit – 21 minimum 21 specimens) adds 6 new specimens. List the rocks as igneous, metamorphic, or sedimentary.
4. Display at least 15 rocks, minerals, and fossils collected during the current

collected with pictures showing a germination study or a mounting of a thin section of wood cut from the end of a log or top of stump labeled with information such as kind of wood and age of tree when cut or exhibits an illustration of how a tree grows.

### **Tree Appreciation**

- Notebook: Entry may include a research or reporting project notebook with no more than 10 pages based on the exhibitor's selected tree. Exhibit must be a different species of tree each year. This notebook may include sketches, drawings, pictures, a story, or any other things which will help tell about the tree you have selected.

### **Growing and Protecting Trees**

- Display/Notebook: Entry requires a display, or project notebook, telling about project and pictures before, during, & after planting seedlings, a container tree, or a balled and bur lapped tree. Maximum tri-fold size is 3' x 4'.

### **Tree Culture**

- Display/Notebook: Entry requires a display, or project notebook, showing your project work and includes pictures of before, during and after wood lot improvement. Maximum tri-fold size is 3' x 4'.

### **How Forests Serve Us**

- Entry may include collected wood samples (all or partial) and 2 page essay. Wood sample display to be mounted on poster board or any stiff material no larger than a 3' x 4' tri-fold. Essay should be displayed in a covered binder.

### **Educational/Creative Exhibit**

- Entry must be directly related to tree identification or Forestry. Type of exhibit is open (notebook, poster, collection box, etc.) given a maximum tri-fold size of 3' x 4'. Care should be taken to use durable materials that will withstand State Fair conditions. This is a good class to exhibit an unusual collection.

## **4-H GEOLOGY/LAPIDARY – DEPT. 23**

*Superintendent: Heather Corley, Gayla Corley*

*Saturday Judging: July 22*

Grand Champion and Reserve Grand Champion Ribbons  
Champion and Reserve Champion Ribbons  
given to Junior, Intermediate, and Senior Sections

- Geology boxes and exhibits need to be delivered to County Annex between 8:30 a.m. and 9 a.m. on the Saturday of pre-fair judging. All 4-H geology boxes will be judged in the morning; judges will meet with 4-Hers for conference judging to learn how to improve their geology

A certified tester will be available on a designated date before the fair or individuals can ensure the testing is done and paperwork is provided at the time of entry. Testing is not required for waterfowl or pigeons.

### **Sections:**

#### **Chickens:**

- Large Fowl
- Bantams
- Production Pullet Pen
- Production Hen Pen
- Meat Pen

#### **Other:**

- Turkeys
- Ducks
- Geese
- Other Poultry

### **Classes:**

#### **Chickens:**

- Cock, hatched prior to Jan. 1 of current year
- Cockerel, hatched after Jan. 1 of current year
- Hen, hatched prior to Jan. 1 of current year
- Pullet, hatched after Jan. 1 of current year
- Pens of three, all same sex

#### **Other:**

- Male (tom, drake, gander or cock) less than one year
- Male (tom, drake, gander or cock) one year or older
- Female (hen or goose) less than one year
- Female (hen or goose) one year or older

## **OPEN RABBITS DIVISION E**

*Superintendent: Rick Sumner*

Champion each breed • Grand Champion Rabbit

- All rabbits must be pre-entered June 12 through July 5 online at <http://andersoncofair.fairentry.com>. This is needed for pen assignment.
- Rabbits must be in place by 8 p.m. on Monday of fair week. Judging begins after 4-H rabbits.
- Only rabbits of outstanding quality, health and vigor will be allowed to enter.
- Each exhibitor is responsible for the care of his/her rabbits. Two entries per class allowed.
- Only breeds recognized by the American Rabbit Breeders Association are eligible for Grand Champion rabbit overall and to exhibit at the State Fair.
- Each rabbit is to be legibly and permanently tattooed in its left ear for identification.
- Senior rabbits are eight months of age and over for breeds with Intermediate classes, six months and over for all other breeds.
- Intermediate rabbits are six to eight months of age only for breeds designated with a \* or ▲.
- Junior rabbits are under six months of age all breeds. Designated breeds eligible for pre-junior (under three months).
- Pre-Junior rabbits are under three months of age only for breeds designated with a \*.

**Sections:****Breeds:**

1. Checkered Giant\*
2. Californian\*
3. Dutch
4. Flemish Giant ▲
5. Himalayan
6. Lop (English & French ▲)
7. Mini Lop
8. New Zealand\*
9. Rex
10. Satins\*
11. Other Breeds

12. Crossbred
13. Argente Brun

**Classes:**

1. Senior Buck
2. Senior Doe
3. Intermediate Buck (\* or ▲ only)
4. Intermediate Doe (\* or ▲ only)
5. Junior Buck
6. Junior Doe
7. Pre-Junior Buck (\* only)
8. Pre-Junior Doe (\* only)
9. Meat Pen

## OPEN SHEEP DIVISION F

*Superintendent: Karen Gillespie*

Champion Ewe, each breed  
Champion Ram, each breed

1. Show order to be determined by superintendent.

**Breeds:**

1. Dorset
2. Hampshire
3. Southdown
4. Suffolk
5. Other

**Classes:**

1. Ewe over one year old
2. Ewe under one year
3. Ram over one year
4. Ram under one year
5. Flock (one ram, four ewes)

## PEE WEE LIVESTOCK

1. Livestock exhibitors under age 7.
2. Exhibitors may borrow livestock from 4-H, FFA or Open exhibitors.
3. Classes held following 4-H/FFA showmanship.
4. Non-competitive exhibit – just for fun.
5. Exhibitors will receive \$2 per class from the Anderson County Fair Board.

**Species:**

1. Bucket Calf
2. Dairy
3. Horse
4. Meat Goat
5. Sheep
6. Swine

**Classes:**

1. Exhibit: a minimum of 10 different leaves from native Kansas trees collected within the year. Exhibit may include non-native leaves in addition to the required number of leaf specimens collected from native Kansas trees.
2. Exhibit: a minimum of 5 native Kansas trees showing leaf, twig and fruit from each species collected.

**Section 2: Intermediate**

Forestry Collection: (Choose either A or B) This class is open to those exhibiting either for the first or second time at the state fair.

**Classes:**

1. Exhibit: a minimum of 20 different leaves (including 10 new specimens) from native Kansas trees. Exhibit may include non-native leaves in addition to the required number of leaf specimens collected from native Kansas trees.
2. Exhibit: with a minimum of 10 native Kansas trees showing leaf, twig, and fruit from each species collected. This exhibit must include 5 new leaf, twig, and fruit specimens.

**Section 3: Senior**

Forestry Collection: (Choose either A or B) This class is open to those exhibiting either for the third or fourth time at the state fair.

**Classes:**

1. Exhibit: a minimum of 30 different leaves (including 10 new specimens) from native Kansas trees. Exhibit may include non-native leaves in addition to the required number of leaf specimens collected from native Kansas trees.
2. Exhibit: a minimum of 15 native Kansas trees showing leaf, twig, and fruit from each species collected. This exhibit must include 5 new leaf, twig, and fruit specimens.

**Section 4: Advanced**

Forestry Collection: (Choose either A or B) This class is open to those exhibiting the fifth time or more at the state fair.

**Classes:**

1. Exhibit: with a minimum of 40 different leaves (including 20 new specimens) from native Kansas trees. Exhibit may include non-native leaves in addition to the required number of leaf specimens collected from native Kansas trees.
2. Exhibit: with a minimum of 20 native Kansas trees showing leaf, twig, and fruit from each species collected. This exhibit must include 10 new leaf, twig, and fruit specimens.

**Section 5: How a Tree Grows**

5. Notebook: Entry may include a project notebook with 10 or more seeds



entry per class. Participants can exhibit in a collection phase and one other class, 5104-5109, or they may exhibit in any two non-collection classes, 5104-5109.

2. All leaf exhibits are to be mounted on 8½" x 11" heavy stock paper and placed in loose leaf binders. (Magnetic or adhesive filler sheets for photographic prints or sheet protectors are recommended.) Twigs and fruit collections may be exhibited in whatever manner you choose. Maximum tri-fold size is 3' x 4'. Resources for exhibiting are located on the Kansas 4-H forestry project page: <https://www.kansas4-h.org/projects/agriculture-and-natural-resources/plant-sciences/forestry.html>
3. Name, club, age, and year in project should be on front cover or in a prominent location.
4. Leaves should be identified with an appropriate label located near the leaf on the same page. These labels should include (1) The proper common name as listed in the 4H334, "List of Native Kansas Forest Trees " (<https://www.bookstore.ksre.ksu.edu/pubs/4H334.pdf>); (2) Location (city and/or county) where collected; and (3) date (day, month, year) or (month, day, year) collected.
5. Divide specimens into the following two sections: Native Kansas Trees, and Non-Native Trees. (<https://www.bookstore.ksre.ksu.edu/pubs/4H334.pdf>)
6. New specimens are those specimens collected during the current 4-H year and cannot be a duplicate tree species of previously displayed specimens.
7. Group specimens according to the years collected (ex. "old-previous years" and "new").
8. Variations of varieties do not count as different species or specimens.
9. When replacing previously displayed samples, due to degradation, improper mounting or incorrect identification, the specimen label must also be updated. Replacements do not count as new specimens. Replacements should be displayed in the "old previous" section of the display.
10. If you retrieve information for your forestry exhibit, you must include a reference citation to the source.
11. In all leaf collections, exhibit one complete leaf where possible. If leaf is too large, exhibit as much as possible. Sketch in reduced scale the entire leaf and illustrate where the exhibited portion is from. Note: A "leaflet" is incorrect when displayed as the complete leaf for the tree.
12. All work must show originality. Leaf collections and displays should not closely resemble work done by others in the same club.

## Knowing Trees as Individuals – Leaf Collections

### Section I: Beginning

Forestry Collection: (Choose either A or B) Only those exhibiting at the state fair for the first year may enter this class.

## DEPARTMENT G - BAKING

*Superintendents: Connie Thompson, Brenda Stephens, Lou Church*

Location: Community Building

Grand Champion and Reserve Grand Champion Ribbon

Champion Ribbons will be given in each class division if five or more items are exhibited.

1. Exhibitor may enter one exhibit per class.
2. Entries are entered from 1-3 p.m., the first day of the Anderson County Fair.
3. **Exhibit the entire food product with a recipe.**
4. Baking items must be made by the exhibitor.
5. Food exhibits must be placed in food grade plastic bags. Exhibits in plastic wrap will not be accepted.
6. Perishable foods are not allowed. Perishable foods are those with custard and cream cheese type fillings and frosting or foods requiring refrigeration. For more details, contact the Extension Office at 785-448-6826 for the publication 4H712 - *Food Safety Recommendations for Safe Fair Exhibits*.
7. **No cupcake liners or papers can be used.**
8. Champion and Reserve Grand Champion entries will be displayed for the entire fair. You may pick up exhibits and ribbons when exhibits are released on Friday.
9. Superintendents can add fair classes for quality exhibits when there are no appropriate classes.

### Yeast Bread Classes:

1. Loaf of White or French
2. Loaf of Whole Wheat
3. Dinner Rolls, 3 on a plate (other than whole wheat)
4. Whole Wheat Rolls, 3 on a plate
5. Cinnamon Rolls, 3 on a plate
6. Holiday Bread
7. Miscellaneous Yeast Bread

### Quick Breads Classes:

8. Banana, Nut, Zucchini
9. Muffins, 3 on a plate
10. Biscuits, 3 on a plate
11. Cornbread, entire product
12. Miscellaneous Quick Bread

### Cakes and Cupcake Classes:

13. Unfrosted Angel Food, top side up

14. Unfrosted Chiffon Cake, top side up
15. Cake, frosted, any flavor
16. Bundt Cake, any flavor
17. Miscellaneous Cake, frosted or unfrosted
18. Cupcakes, 3 on a plate, decorated or frosted

### Cookies – 3 on a plate

19. No Bake Cookies, any kind
20. Chocolate Chip Cookies
21. Peanut Butter Cookies
22. Sugar Cookies
23. Oatmeal Cookies
24. Brownies, 3 on a plate
25. Snickerdoodles
26. Bar Cookies, any kind not listed, 3 on a plate

27. Party or Holiday Cookies
28. Miscellaneous Cookies
29. Modified Cookie Recipe  
(reduced calories, sodium, or fat).  
Submit original recipe.

#### **Two Crust Pies**

30. Apple
31. Cherry
32. Peach
33. Berry, any kind
34. Miscellaneous, any fruit pie  
not listed

#### **Candies – four pieces on a plate**

35. Fudge
36. Brittle
37. Dipped Candy
38. Miscellaneous Candy

#### **Junior (10 years and younger)**

39. Yeast Bread, any type
40. Dinner Rolls, 3 on a plate
41. Cinnamon Rolls, 3 on a plate
42. Quick Bread, any type  
(zucchini, banana, nut)
43. Muffins, 3 on a plate
44. Biscuits, 3 on a plate
45. Cupcakes, 3 on a plate,  
decorated or frosted
46. Layer Cake, frosted, any flavor
47. Trail Mix – 1 ½ cups in a  
Ziploc bag
48. No-Bake Cookies, 3 on a plate
49. Peanut Butter Cookies,  
3 on a plate
50. Snickerdoodle Cookies,  
3 on a plate
51. Chocolate Chip Cookies,  
3 on a plate
52. Sugar Cookies, 3 on a plate
53. Miscellaneous Drop Cookie,  
any kind, 3 on a plate
54. Bar Cookie, any kind, 3 on a plate
55. Brownies, 3 on a plate
56. Oatmeal Cookies, 3 on a plate

57. Fudge
58. Miscellaneous Candy
59. Pie, any fruit
60. Miscellaneous Exhibit,  
not listed above
61. Decorated Cake, may use  
Styrofoam cake form

#### **Teens (11 years to 18 years)**

62. Yeast Bread, any type
63. Dinner Rolls, 3 on a plate
64. Cinnamon Rolls, 3 on a plate
65. Quick Bread, any type  
(zucchini, banana, nut)
66. Muffins, 3 on a plate
67. Biscuits, 3 on a plate
68. Candy, 4 pieces on a plate
69. Cupcakes, 3 on a plate,  
decorated or frosted
70. Layer Cake, frosted, any flavor
71. No-Bake Cookies, 3 on a plate
72. Drop Cookie, any kind,  
3 on a plate
73. Bar Cookie, any kind, 3 on a plate
74. Sugar Cookies
75. Oatmeal Cookies
76. Brownies, 3 on a plate
77. Pie, any fruit
78. Miscellaneous Exhibit,  
not listed above
79. Decorated Cake, may use  
Styrofoam cake form

#### **Exhibitors Living in a Care Facility**

80. Muffins, 3 on a plate
81. Oatmeal Cookies, 3 on a plate
82. Chocolate Chip Cookies,  
3 on a plate
83. Drop Cookie, not listed,  
3 on a plate
84. Bar Cookie, not listed,  
3 on a plate
85. No-Bake Cookie, 3 on a plate
86. Miscellaneous Exhibit,  
not listed above

the entry card, or it will be disqualified. Recipe must include exhibitor name, recipe source, date of publication and altitude where food was processed. If using Mrs. Wage's or Ball mixes, indicate the date the mix was purchased.

7. Exhibits must be sealed in clean, clear standard canning jars, with matching brand (ex: use Ball lids on Ball jars, or Kerr lids on Kerr jars, etc.) two piece lids. Do not use colored jars. Do not add fancy padded lids, fabric over wraps or cozies as they interfere with the judging process. No fancy packs unless recipe states to do so (ex: Pickled asparagus). Jars must be sealed when entered. For food safety reasons, the size of jars used must not be larger than the jar size stated in the recipe. Note: There are 12-ounce, 24-ounce and 28-ounce canning jars available and may be used. Use pint jar process recommendations for 12-ounce jars. Use quart jar process recommendations for 24 ounce and 28-ounce jars.
8. Each jar exhibited must be labeled. The label must not cover brand name of jar. You may need to make a label using an adhesive mailing label. The label must give: Class No, Division, Product, Altitude where processed, Canning Method (water bath, weighted gauge or dial gauge pressure method), Process Time, Pressure (psi), date processed including month and year, Name, and County/District.
9. If dried food product is not in a canning jar, it will be lowered one ribbon rating. Suggested amount:  $\frac{1}{3}$  –  $\frac{1}{2}$  cup, or three or four pieces per exhibit. All meat jerky must be heated to an internal temperature of 160 degrees F before or after drying. This is not the drying temperature! Dried products must include the recipe, preparation steps and heating instructions. Jerky not heated to an internal temperature of 160 degrees F will be disqualified and not be judged. Heating information can be found in "Dry meat Safely at Home" [www.ksre.ksu.edu/bookstore/pubs/MF3173.pdf](http://www.ksre.ksu.edu/bookstore/pubs/MF3173.pdf)

#### **Classes:**

1. Sweet Spreads (Fruit and/or Vegetables), Syrups; One jar
2. Fruits, Juices, Fruit mixtures (Salsa, Pie Filling, etc.); One jar
3. Low Acid Vegetables (green beans, corn, etc. or vegetable mixtures); One jar
4. Pickles (Fruit or Vegetable), Fermented Foods and Relishes and Chutney; One jar
5. Tomato/Tomato Products, Tomato Juice and Tomato Salsas; One jar
6. Canned (Not Dried) Meats; One jar
7. Dried Foods; One small jar

## **4-H FORESTRY – DEPT. 22**

*Superintendent: Heather Corley*

Grand Champion and Reserve Grand Champion Ribbons

1. Each member may enter up to two exhibits in 4-H Forestry but only one

## 4-H FOOD PRESERVATION – DEPT. 21A

*Superintendents: Abbie & Sandi Fritz, Claire & Cassie Hasty*

### Champion and Reserve Champion Food Preservation

1. 4-H members may exhibit 3 food preservation exhibits. Members may only enter one entry per class.
2. Exhibits must have been preserved since the member's previous year's county fair and not exhibited at the previous State Fair.
3. Recipes and processing methods from the sources below are recommended. Recipes must be from current, tested resources listed below AND MUST BE ADJUSTED FOR ALTITUDE based on your processing location, or it will be disqualified. Processing methods that will be disqualified include: open kettle canning, oven canning, sun canning, and using electric multi-cookers. Untested recipes will be disqualified for food safety reasons. Tested recipe sources include:
  - K-State Research and Extension Food Preservation Publications
  - Other University Extension Food Preservation publications
  - USDA Complete Guide to Home Canning, @2015
  - So Easy to Preserve, 6th edition, The University of Georgia Cooperative Extension Service
  - Ball Blue Book Guide to Preserving, Edition 37
  - Ball Complete Book of Home Preserving, @2015 and @2020
  - Canning Mixes (i.e. Mrs. Wage's, Ball®)
  - Pectin manufacturers (i.e. SureJell, Ball®)
  - KSRE Rapid Response Center Preservation Recipes
  - National Center for Home Food Preservation
  - Ball® and Kerr
4. Refer to following K-State Research and Extension publications for more information:
  - 4H712, Food Safety Recommendations for Food Preservation Exhibits (<http://www.ksre.ksu.edu/bookstore/pubs/4H712.pdf>)
  - MF3170 "10 Tips for Safe Home-Canned Food" (<http://www.ksre.ksu.edu/bookstore/pubs/MF3170.pdf>)
  - MF3171 "Sassy Safe Salsa at Home" (<http://www.ksre.ksu.edu/bookstore/pubs/MF3171.pdf>)
  - MF3172 "What's Your Elevation?" (<http://www.ksre.ksu.edu/bookstore/pubs/MF3172.pdf>)
  - MF3241 "How to Guide to Water Bath Canning and Steam Canning" (<http://www.bookstore.ksre.ksu.edu/pubs/MF3241.pdf>)
  - MF3242 "How to Guide to Pressure Canning" (<http://www.bookstore.ksre.ksu.edu/pubs/MF3242.pdf>)
5. Alcohol is not allowed as an ingredient in food preservation entries. Entries with alcohol in the recipe will be disqualified and not be judged.
6. Each exhibit must have the complete recipe and instructions attached with

## King Arthur Flour

87. King Arthur Flour Contest class (All ages - See rules below)



## KING ARTHUR FLOUR BAKING CONTEST

### HOLIDAY BREAD

All ages, youth & adult

### 2023 PRIZES:

**1st place:** \$75 gift certificate to the Baker's Catalogue [kingarthurfLOUR.com](http://kingarthurfLOUR.com)

**2nd place:** \$50 gift certificate to the Baker's Catalogue [kingarthurfLOUR.com](http://kingarthurfLOUR.com)

**3rd place:** \$25 gift certificate to the Baker's Catalogue [kingarthurfLOUR.com](http://kingarthurfLOUR.com)

### Contest Rules:

1. Exhibitors must use King Arthur Flour to be eligible to win prizes. Exhibitor must bring the open bag of King Arthur Flour or submit a UPC label from the flour bag when entering the yeast bread.
2. Exhibitor must have a legible recipe. Directions for preparing the recipe must be clear; measurements should be in level cups, tablespoons, teaspoons or fractions thereof; also include pan size, cooking temperature, number of servings and any other pertinent information.
3. Upon submission, recipes will become property of the Anderson County Fair and King Arthur Flour, which reserves the right to edit, adapt, copyright, publish and use for publicity, promotion, advertising without compensation.
4. To be a contestant, recipe and entry form needs to be entered with product. Entry forms not completed fully will not be accepted.
5. Criteria for King Arthur Flour Baking Contest Yeast Bread: Taste - 50 points, Overall Appearance + Creativity 25 points and Texture 25 points, for a total of 100 points.

## DEPARTMENT H – OPEN CRAFTS

*Superintendent:*

Location: Quonset Hut

Grand Champion and Reserve Grand Champion Ribbon

1. Exhibitor may enter one exhibit per class.
2. Entries are entered from 2-6 p.m., Monday, July 24.
3. Articles must be made during the last year and never shown at the Anderson County Fair.
4. Exhibits must be made by the exhibitor.
5. Paintings, pictures, and drawings must be framed or matted with tab for hanging.
6. Superintendents can add fair classes for quality exhibits when there are no appropriate classes. Superintendents can also divide a large class into

smaller classes.

**Adult Classes** (high school and older):

1. Watercolor, mounted or framed
2. Mixed Media and Prints, mounted or framed
3. Charcoal or Pencil Drawing, mounted or framed
4. Pastel or Crayon Drawing, mounted or framed
5. Folk Art Painting
6. Painted Saw Blade
7. Sculpture (wood, clay, etc.)
8. Ceramics
9. Jewelry, any kind
10. Leather Craft
11. Scrapbook/Photo Album
12. Original Handmade Greeting Card
13. Recycled Craft Item (explain craft)
14. Miscellaneous Craft Item
15. Craft Not Listed Above
16. Item made from duct tape

**Youth Classes** (all ages to high school)

17. Fun Foam Art
18. Sand Art
19. Decorated Picture Frame, any kind
20. Paper Craft, any kind
21. Craft Using Beads
22. Painted Clothing Item
23. Tie Dye Items
24. Lego Designs

25. Sun Catchers
26. Watercolor, mounted or framed
27. Mixed Media and Prints, mounted or framed
28. Charcoal or Pencil Drawing, mounted or framed
29. Pastel or Crayon Drawing, mounted or framed
30. Folk Art Painting
31. Painted Saw Blade
32. Sculpture (wood, clay, etc.)
33. Ceramics
34. Jewelry, any kind
35. Leather Craft
36. Recycled Craft Item (explain craft)
37. Miscellaneous Craft Item
38. Craft Not Listed Above
39. Scrapbook/Photo Album
40. Greeting Card/Scrapbook style
41. Item made from duct tape

**Exhibitors Living in a Care Facility Classes:**

42. Decorated Picture Frame
43. Painted Article
44. Ceramics
45. Jewelry, any kind
46. Paper Craft, any kind
47. Scrapbook/Photo Album
48. Recycled Craft Item (explain craft)
49. Miscellaneous Craft Item
50. Craft Not Listed Above

## FARM, ORCHARD AND GARDEN PRODUCTS – DIVISION I

*Superintendents: Grant and Gayla Corley, Gaylene Comfort*

Garden Display, Farm Display and Scarecrow – 1st \$12.50 • 2nd \$7 • 3rd \$5

1. All farm exhibits must be products of 2023 except soybeans harvest in 2022.
2. No exhibitor can make more than one entry in any one class number.
3. Small grain and silage to be shown in ½ gallon jars.

## TAMMY EGIDY COOKIE JAR CONTEST



### Rules

1. Must be a wide mouth gallon jar with a lid that seals.
2. Must have 5 different types of cookies.
3. Decorations may not extend out farther than 4” from side of jar.
4. At least 50% of jar must be clear so that cookies are visible.
5. Each cookie must be individually wrapped with plastic wrap.
6. Each 4-H club can enter one (1) cookie jar.
7. One cookie of each type must be displayed on a plate in front of the cookie jar.

### Judging

- The Cookie jar must be on display in the Community Building by Noon on Monday, July 24th.
- Pictures of cookie jars will be taken and posted to Facebook and each “like” (can also be hearts, emoji) will count for 1 vote. Voting will be over at Noon on Friday, July 28th.
- Sealed voting boxes will be displayed with entered cookie jars, votes can be entered by dropping pennies in the voting boxes until Noon on Friday, July 28th.

**Cookie jars will be auctioned off at the  
Anderson County 4-H Sale on Friday evening, July 28th.  
Proceeds from the auctioned jars will go back to the 4-H Clubs.  
The winning jar will receive an additional cash prize.**

**Contact:  
Jenny Jasper 785-448-7599**



4. Food flop exhibit (Not State Fair Eligible) – 4-H members need to explain to the judge what caused the food product to flop and share solutions for the failed food product. Ribbon placing is how well the 4-H member understands the reason for the poor quality food product.
5. Modified Non-Perishable Food Product. Product must be modified from original recipe to nutritionally enhance the food product. Attach one – 8½” x 11” page (front and back) that includes Original Recipe, Modified Recipe, and Narrative to describe modifications made, why modifications were made and lessons learned such as nutritive value or changes in appearance, doneness, aroma, flavor, tenderness and/or texture. Example: a standard blueberry muffin recipe that is modified to make it gluten free. Suggested resources:  
Altering Recipes for Better Health Purdue University:  
<http://www.extension.purdue.edu/extmedia/cfs/cfs-157-w.pdf>  
Altering Recipes for Good Health Texas A&M University  
<http://gillespie.agrilife.org/files/2013/02/Altering-Recipes-for-Good-Health1.pdf>
6. Educational exhibit. Educational exhibits can be a poster (22” x 28” maximum), notebook, or display (3’ x 4’ tri-fold display board). Follow copyright laws explained in General Rules. Name and county/district must be clearly marked on educational exhibits. Note: A collection of favorite recipes is NOT an educational exhibit. No card table displays are allowed.
7. All 4-H foods will be boxed and given to local businesses that support 4-H. A small sample will be left on plates for exhibits.
8. Grand Champion and Reserve Grand Champion food exhibits will be auctioned off before the evening Livestock Premium Sale. 4-H members are responsible for bringing newly prepared food items to the auction for sale.
9. 4-H Club Foods Display Table. Each 4-H club will decorate a table to display their club’s 4-H foods exhibits; labels for each individual 4-Her are required. Tables can be set up after foods are judged. All food name brands must be covered. Name brands not hidden will result in one lower ribbon placing.

#### **Classes:**

1. Beginner 7-8 years old (not state fair eligible)
2. Junior 9-11 years old
3. Intermediate 12-14 years old
4. Senior 15-18 years old

*All 4-H foods must be entered between 1-4 p.m.  
Conference Judging will be from 1-4 p.m.*

#### **Crop Classes:**

1. Wheat grain, any named variety
2. Oats grain, any named variety
3. Corn grain
4. Soybean grain
5. Grain Sorghum grain (milo)
6. Brome seed
7. Silage, ½ gallon jar
8. Corn, 10 ears (any color)
9. Grain sorghum, 10 heads
10. Soybeans, bundle four inches
11. Corn, longest single ear
12. Corn, best single ear
13. Corn stalk, tallest with ear of corn
14. Popcorn, 10 ears (any color)
15. Brome grass hay (flake tied)
16. Alfalfa hay (flake tied)
17. Red clover hay (flake tied)
18. Native grass hay (flake tied)
19. Hay display, 3-5 different varieties of hay (flakes tied)

#### **Garden Classes:**

20. Bell peppers, five
21. Habanero peppers, five
22. Mango peppers, five
23. Jalapeño peppers, five
24. Chili peppers, five
25. Banana peppers, five
26. Anaheim peppers, five
27. Peppers, collection of six with three different named varieties (1 hot and 1 sweet)
28. Garlic bulbs, five
29. Yellow onions, five
30. White onions, five
31. Red onions, five
32. Green onions, five
33. Red potatoes, five
34. White potatoes, five
35. Sweet potatoes, five
36. Sweet corn, five ears
37. Red tomatoes, five
38. Roma tomatoes, five

39. Yellow tomatoes, five
40. Salad tomatoes, ten
41. Turnips, five
42. Carrots, five
43. Cucumbers, five
44. Okra, five
45. Parsnips, five
46. Beets, five
47. Green beans, ten pods
48. Lima beans, ten pods
49. Pumpkin
50. Miniature pumpkins, three
51. Misc. vegetable not mentioned above
52. Painted/decorated fall pumpkin squash (may be grown or purchased)
53. Unusual vegetable in size or shape
54. Cabbage
55. Watermelon
56. Muskmelon
57. Summer squash
58. Winter squash
59. Eggplant
60. Largest watermelon, by weight
61. Largest pumpkin or squash, by weight
62. Red apples, five
63. Yellow apples, five
64. Other apples, five
65. Crabapples, five
66. Pears, five
67. Plums, five
68. Peaches, five
69. Grapes, ten
70. Blackberries, ten
71. Gourds, collection (assortment) of 3-5 gourds

#### **Sunflower Classes:**

72. Oil sunflowers, three heads (named)
73. Sunflower, largest tame head



**Display Classes:**

- |  |   |
|--|---|
| 74. Garden display, 5-7 items all grown by exhibitor | by exhibitor  |
| 75. Farm display, 3-5 items all grown                | 76. Old fashioned scarecrow (traditional made from straw/hay) |

**Honey Guidelines:**

- Exhibitor must produce all honey.
- All jars must be glass, plain and free of labels. No inner seal in lids.
- Judging criteria will follow state fair guidelines.
- Extracted honey: Also known as strained honey is honey that has been separated from the comb by centrifugal force, gravity, straining or other means. Shall consist of 3 one-pound Queen line or Classic glass jars.
- Chunk honey: Shall consist of 1 strip of cut comb (full length of jar) in three 1 lb. round glass jars.
- Comb honey: Three "rounds," "cassettes" (clear lids both sides, no pressure sensitive label), or "Basswood sections" (cardboard carton with window, no producer's name or address).
- Cut Comb honey: Three comb honey cut and placed in commercial plastic comb honey boxes (4x4).
- Crystallized/Creamed honey: Shall consist of three glass jars between 8 oz. and 16 oz.; all jars must be the same.
- Beeswax: 3 lb. block, geometric shape, not decorative, smooth surface top and bottom.
- Beeswax candles: four molded or dipped candles. No non-beeswax enhancement allowed, except wick.
- Art Design in Beeswax: Entries must be 2 pounds minimum weight, 100% beeswax; may be more than one piece but must be firmly joined together; may be in case, both sides visible.
- Youth entries age 18 and under.

**Honey Classes:**

- |                                 |  |
|---------------------------------|--|
| 77. Liquid, light colored honey | 84. Art design in beeswax                    |
| 78. Liquid, dark colored honey  | 85. Frame of honey – shallow or medium depth |
| 79. Comb honey                  | 86. Youth – Extracted honey, light           |
| 80. Cut comb honey              | 87. Youth – Extracted honey, dark            |
| 81. Crystallized/Creamed honey  | 88. Youth – Frame of honey                   |
| 82. Beeswax                     | (shallow or medium depth)                    |
| 83. Beeswax Candles             |  |

**DEPARTMENT J - FIBER ARTS/TEXTILES***Superintendent: Carol Ann Feuerborn*

Location: Community Building

Grand Champion and Reserve Grand Champion Ribbon

- Exhibitor may enter two exhibits per class.
- Entries are 1 p.m. to 6 p.m., first day of the Anderson County Fair.

- Exhibits should be in food grade plastic bags, disposable plastic containers or boxes of appropriate size for the exhibit. Only the exhibit is judged, not the container.
- For food safety purposes, any food with custard and dairy-based fillings and frostings (ex. cream cheese) raw eggs, flavored oils, "canned" bread or cakes in a jar, cut fresh fruit or any food requiring refrigeration (ex. Bacon, or unbaked exhibit with raw flour, ex. no bake cookies) will be disqualified and not judged. Refer to K-State Research and Extension publication, 4-H888, Judge's Guide for Food and Nutrition Exhibits, for information to help you make informed, safe food exhibit decisions.
- Alcohol (ex. Wine, beer and hard liquor) is not allowed as an ingredient in food entries. Entries with alcohol in the recipe will be disqualified and not be judged.
- A complete recipe with ingredients and instructions must be attached with the entry. Label the bottom of the plate or cardboard with exhibitor's name.
- Unfrosted cakes should be exhibited in an upright position with crust showing. The exception is for cakes made with special designs such as Bundt cakes, which should be exhibited top crust side down.
- Under baked entries will be lowered one or more ribbon placings.
- All food name brands must be covered. Name brands not hidden will result in one lower ribbon placing.
- For food safety purposes, any entries with frostings and fillings must calculate the amount of sugar in the frosting/filling recipe only. Calculation must be attached to entry, or the placing will be lowered one ribbon when judged. Frosting and fillings need to contain more than 65% sugar for safety. Examples on how to calculate this percentage are included in the publication located at: <https://bookstore.ksre.ksu.edu/pubs/MF3544.pdf>.

**26. Sections:**

- Non-perishable Food Product.
- Recipe box/notebook exhibit (Not State Fair Eligible) – Juniors need 10 recipes; Intermediates need 20 recipes; Seniors need 30 recipes.
- Food Gift Package. Food Gift Packages cannot contain any alcoholic beverages. A food gift box must contain at least 3 different food items prepared for human consumption, made by the 4-H'er, in a suitable container no larger than 18" x 18" x 18". Additional food items can be added. Recipes must be on all prepared food items. On a recipe card, answer the following questions: a) what is the intended use; and b) what food safety precautions were taken during and after preparation. Home canned foods must follow Food Preservation Rules. Canning jars should not be used for baking per manufacturer's instructions. They could break during baking.

2. Zinnia, any color
3. Large Marigold, any color
4. Small Marigold, any color
5. Gladiolus, any color
6. Large Dahlia, any color
7. Small Dahlia, any color
8. Hybrid tea roses, any color
9. Floribunda roses, any color
10. Sunflower, large
11. Sunflower, small
12. Any other perennial
13. Any other annual
14. Any planted wild flower annuals cared for by 4-Her
15. Any planted wild flower perennials cared for by 4-Her
16. Current County Fair Theme
17. Holiday of Your Choice
18. Country Wild Flowers
19. Miscellaneous Arrangement
20. Floriculture Notebook - Notebook in 3-ring binder with written narrative describing floriculture project such as a landscape design, landscape installation, lawn renovation, water garden, flower garden, landscape maintenance business, or other floriculture project. 4-Hers are encouraged to include photos, illustrations/and or landscape drawings helping to explain the work done by the member. Photos taken from the same location before, during, and after the completion of the project are suggested.

## 4-H FOODS – DEPT. 21

*Superintendents: Abbie & Sandi Fritz, Claire & Cassie Hasty*

4-H Club Foods Display Tables

Purple/Blue – \$25 • Red – \$20 White – \$15

Grand Champion and Reserve Grand Champion Food Exhibit  
Champion and Reserve Champion Ribbons for Beginner, Junior,  
Intermediate, and Senior Sections  
Champion and Reserve Champion Ribbons for Food Box Gift

1. 4-H members may exhibit 4 **non-perishable** food products, 1 recipe box/notebook, 1 educational exhibit, 1 food flop, 1 food gift package, and 3 food preservation exhibits.
2. All baked goods must be left whole and uncut. Small items such as cookies and rolls should be the same shape and from the same recipe. Exhibit 3 cookies, 3 muffins, 3 breadsticks, 1 loaf of bread, etc.
3. Any baked product that can be removed from the pan should be placed on a plate, covered cardboard or disposable container of appropriate size to the exhibit.

3. Articles must be made during the last year and never shown at the Anderson County Fair.
4. Exhibits must be made by the exhibitor.
5. Superintendents can add fair classes for quality exhibits when there are no appropriate classes.

### Knitting Classes:

1. Afghan, knitted any design
2. Knitted sweater (girl, boy, or adult)
3. Knitted hat or muffler
4. Knitted scarf
5. Knitted doll clothes
6. Knitted article for home use
7. Knitted dish cloth
8. Knitted miscellaneous

### Crocheting Classes:

9. Afghan, crocheted any design
10. Afghan, ripple stitch
11. Afghan, shell stitch
12. Crocheted purse
13. Crocheted hat
14. Crocheted muffler/scarf
15. Crocheted doll clothes
16. Crocheted doily, small to medium
17. Crocheted doily, large
18. Crocheted table cover
19. Crocheted pot holder
20. Crocheted dish cloth
21. Crochet casserole carrier
22. Crocheted miscellaneous article or item

### Embroidery Classes:

23. Embroidery, pillow case
24. Cross stitch, any article

### Appliqué, Cut Work, Tatting Classes:

25. Appliquéd article
26. Cut work article
27. Tatted article

### Stuffed Dolls, Toys, Animals Classes:

28. Doll, stuffed (rag, animals, crocheted dolls)

### Holiday Decorations Classes:

29. Christmas tree skirt
30. Holiday decorations handmade

### Infants' Wear Classes:

31. Infants booties, knitted or crocheted
32. Infants booties, hat, sweater crocheted set
33. Infant afghan, carrying robe, knitted or crocheted
34. Infant wear, miscellaneous

### Constructed Garments Classes:

35. Woman's blouse or skirt
36. Woman's best dress
37. Woman's casual dress
38. Child's play clothes
39. Purse
40. Child's dress/jumper
41. Miscellaneous wearing apparel

### Rug Classes:

42. Knitted rug
43. Crocheted rug
44. Latch hook rug
45. Hook rug
46. Miscellaneous rug

### Latch Hook

47. Wall hanging
48. Pillow
49. Miscellaneous article or item

### Hooked Classes

50. Wall hanging
51. Pillow
52. Holiday article or item

53. Miscellaneous article or item

#### **Miscellaneous Items Classes:**

- 54. Two potholders, made any way
- 55. Table cover, any kind
- 56. Cozy
- 57. Simple quilt
- 58. Placemats
- 59. Oven mitt
- 60. Wall hanging
- 61. Fabric item not mentioned

#### **Junior Section**

##### **Classes for 15 years and under:**

- 62. Pillow
- 63. Special pillow case
- 64. Miscellaneous pillow case
- 65. Dress
- 66. Blouse or skirt
- 67. Crocheted article
- 68. Knitted article
- 69. Purse or bag
- 70. Miscellaneous item not listed

#### **PeeWee 8 years and under:**

- 71. Blouse, skirt, shorts
- 72. First Sewing Project
- 73. Purse or Bag
- 74. Special Pillow Case
- 75. Pillow Case
- 76. Miscellaneous Pillow Case
- 77. Crochet Article
- 78. Knitted Article

#### **Exhibitors Living in a Care Facility Classes:**

- 79. Crocheted article
- 80. Knitted article
- 81. Embroidered article
- 82. Potholder
- 83. Item made from fabric
- 84. Miscellaneous item not listed
- 85. Jewelry, any kind
- 86. Paper Craft, any kind
- 87. Scrapbook/Photo Album
- 88. Recycled Craft Item (explain craft)
- 89. Miscellaneous Craft Item
- 90. Craft Not Listed Above

## **DEPARTMENT K – FLORICULTURE**

*Superintendent: Dana Spencer*

Location: Community Building

Champion Ribbons will be given for Specimens; Collections;  
Artistic Arrangement; Potted Plants; and Junior.

- 1. Exhibitor may enter one exhibit per class.
- 2. Entries are 1 p.m. to 6 p.m., first day of the Anderson County Fair.
- 3. Exhibits will remain in place until 11 a.m. on the last day of the county fair.
- 4. Horticulture specimens and collections must have been grown by the exhibitor.
- 5. Potted plants must be owned by the exhibitor for 90 days before the county fair.
- 6. Pots cannot be over 18" in diameter.
- 7. Flowers in arrangements may be obtained elsewhere but must be arranged by the exhibitor.
- 8. Horticulture specimens must be entered in bottles except Collections. Please attach card giving variety of specimens, if known.

**Awards will be made as the judges consider appropriate.**

of which class to enter the exhibit will be left up to the 4-H member.

- 9. Fiber Arts will be judged on the Saturday pre-fair judging day at the Community Building.

#### **Sections:**

- 1. Crochet, an article including felted items.
- 2. Knitting, an article made by hand or machine including felted items.
- 3. Needle Arts, an article created by hand using any of the following techniques:
  - (a) Embroidery and cross-stitch
  - (b) Needlepoint
  - (c) Candle wicking
  - (d) Crewel
  - (e) Lacework
  - (f) Appliqué
- 4. Patchwork and Quilting, an article; indicate who did binding and quilting.
- 5. Rug Making, braided, latch hook, tying, floor cloth.
- 6. Spinning, a skein with minimum of 10 yards.
- 7. Weaving, a woven article; attach an index card explaining what kind of loom or process was used.
- 8. Ethnic Arts, an article, a technique associated with a specific country or culture. It is a practical skill that was developed to provide basic family needs such as apparel, home furnishings, or decorations. A method maintained throughout history and passed down to others. Examples: batik, Swedish huck towel weaving, mud cloth, bobbin weaving, tatting, felted items that are not knitted or crocheted, etc. Attach information telling history, where used, by whom, how it was used, short description of the technique.
- 9. Macramé, one article.
- 10. Fiber Arts Educational Notebook.

## **4-H FLORICULTURE – DEPT. 20**

*Superintendent: Heather Corley*

Grand Champion and Reserve Grand Champion Ribbons

- 1. Exhibitors may enter 2 entries in each section.
- 2. Exhibitors must be enrolled in the 4-H Plant Science project.
- 3. Entries must be in disposable containers (annuals and perennials in bottles, arrangements in disposable plastic, etc.).
- 4. All materials should be grown and collected rather than purchased.
- 5. Information about exhibiting flowers can be found online in the publication "Preparing Cut Flowers for Exhibit," available at <http://www.bookstore.ksre.ksu.edu/pubs/4H826.pdf>.

#### **Sections:**

- 1. Celosia (cockscomb), plumed or crested

3. Purchased garment or outfit 3 years or less in project
  4. Purchased garment or outfit 4 or more years in project
- 4-Her not enrolled in a clothing project. (Not eligible for State Fair)

**Public Revue** – will be held after the Anderson County Fair Parade at 8 p.m. in the livestock show arena. 4-Hers modeling must be ready to line up at 7:50 p.m. To receive fashion revue awards you must model at the public revue.

*Special awards in non-livestock projects  
will be given during the Fashion Revue.*

## 4-H FIBER ARTS – DEPT. 19

*Superintendents: Jennifer Brummel and Maci Cubit*

Grand Champion and Reserve Grand Champion Ribbons

1. Exhibitors may enter two entries per section.
2. Make a label on 3" x 2½" piece of cloth, put class number, county, and name. Sew or safety pin label on the corner of flat articles. For garments, attach label to the front of the left shoulder seam, or left side of waistband, as if you were wearing the garment. Indicate fiber content of all classes.
3. When articles normally worn together are exhibited, fasten articles together securely with yarn.
4. Special consideration will be given to articles which are original designs.
5. The exhibitor should attach an index card, no larger than 4"x6", with the entry form to give the judge any information on what parts of the exhibit they made, processes used, or other information which the exhibitor thinks would be helpful for the judge. For all items please indicate if item was made from a kit. For all items please indicate fiber content, and specifically if they are made of at least 90% wool. For quilted items indicate who did the quilting and binding.
6. Fiber Arts Educational Notebook – share with others what you have learned in this project about a particular Fiber Art. Exhibits should be in a notebook or binder. The notebook should include a narrative section describing the fiber art. It should include a clear description of the project, technique, budget, supplies, goals, accomplishments, successes, failures, and future plans. It may include samples of techniques, how-to's, photographs of completed projects, or other ways of educating others about fiber arts. NOTE: a collection of brochures, web pages, patterns, record book forms, etc., does not constitute an educational notebook. Follow copyright laws as explained in the General Rules as you are preparing your exhibit. Name, county, and fiber art covered must be clearly marked in this notebook.
7. Non-textile (examples include wood, reed, straw, grass, etc.) baskets pieces should be entered in the Visual Arts Division.
8. When an exhibit is made using one or more Fiber Art techniques (i.e. knitting, crochet, needle arts, or patchwork and quilting), the determination

### Section I – Specimens – One Stem Hybrid Tea Roses

10. Red
11. Yellow
12. Pink
13. White
14. Two-toned
15. Any Other Color

### Multiflora Roses

16. Floribunda
17. Grandiflora

### Any Other Rose Class

18. Miniature

### Day Lilies – one scape

19. Red
20. Orange
21. Yellow
22. Pink
23. White
24. Blends
25. Petite
26. Other

### Perennial

27. Sedum
28. Ornamental Grass
29. Shrub
30. Not Listed

### Annual

31. Annual not listed

### Section II – Collections

#### Annual Collections

32. 5 Large Zinnia
33. 5 Medium Zinnia
34. 5 Small Zinnia
35. 5 Large Marigold
36. 5 Medium Marigold
37. 5 Small Marigold

#### Flower Collections

38. Five Wild Flowers
39. Five Annual Flowers not listed
40. Five Perennial Flowers not listed

### Section III – Artistic Design – Designer Choice

**Exhibitor has complete freedom to choose plant material and other components.**

41. Come for Coffee – coffee table
42. Drifting Along – decorative wood
43. Indian Summer – dried plant materials, may be painted or treated
44. Company Comin' – informal luncheon
45. Country Kitchen
46. Design Using a Feature
47. Green Thumb – all green
48. Design Using Antique Container
49. Kansas the Grain State
50. Good Ol' Summertime
51. Anything Goes
52. Small Wonders – small design not over eight inches
53. Small Wonders – miniature not over five inches
54. Wild Flower Arrangement
55. A Design Using Bottles

### Section IV – Potted Plants

56. Foliage Plants
57. Indoor Vining Plants
58. Planter – more than one plant
59. Cactus
60. Succulents
61. Ferns
62. Any Plant not listed
63. African Violets
64. Single, any color
65. Double, any color
66. Miniature

### Section V – Junior – age 16 and under

**Horticulture Specimens must be grown by exhibitor.**

#### Collections

67. Five Large Zinnias



- |                           |                                       |
|---------------------------|---------------------------------------|
| 68. Five Medium Zinnias   | 73. Back to School                    |
| 69. Five Small Zinnias    | 74. Gone Fishin'!                     |
| 70. Five Large Marigolds  | 75. Miniature – not over eight inches |
| 71. Five Medium Marigolds | 76. Halloween                         |
| 72. Five Small Marigolds  | 77. Westward Ho – exhibitor choice    |
|                           | 78. Wildflowers                       |
|                           | 79. Using Kansas Prairie Grasses      |

**Arrangements – need not be grown by exhibitor.**

## DEPARTMENT L - FOOD PRESERVATION

*Superintendents: Carla Ewert and Mary Ann Umbarger*

Grand Champion and Reserve Grand Champion Ribbon

1. Exhibitor may enter one exhibit per class.
2. Entries are entered 1 p.m. to 3 p.m., first day of the Anderson County Fair.
3. Exhibits must be processed in clean, clear standard canning jars with two-piece lids. Do not use colored jars, fancy padded lids, fabric oven wraps or cozies as they interfere with the judging process. No mayonnaise jars will be accepted. No fancy packs unless recipes states to do so (ex. Pickled asparagus). Jars must be sealed when entered. For food safety reasons, the size of the jars used must not be larger than the jar size stated in the recipe (ex. Salsa is canned in pint jars only, no quarts). Rings must be free of rust. Judges have the right to open a jar during the judging process.
4. Each exhibit must have the complete recipe attached with the entry card. Recipe should include exhibitor name and recipe source. Each jar should also be labeled. You may need to make a label using an adhesive mailing label. The label needs to include the product, altitude where processed, canning method (pressure canner or water bath cooker), process time, pressure (psi), and date processed. **Labels are also available at the Extension Office before fair or at time of entry.**
5. Recipes must be from current, tested resources and need to be adjusted for altitude based on your processing location. Processing methods that will be disqualified include open kettle canning, oven canning, sun canning, and using electric multi-cookers. For questions about recipes or if needing recipe sources, contact the Extension Office.
6. Dried food products must be displayed in a canning jar. Suggested amount: 1/3 – 1/2 cup, or three or four pieces per exhibit. All meat jerky must be heated to an internal temperature of 160 degrees F before and after drying. This is not the drying temperature. Dried products must include the recipe, preparation steps and heating instructions. Jerky not heated to an internal temperature of 160 degrees Fahrenheit will be disqualified and not be judged. Heating information can be found in

1. Exhibits should teach the public about the Monarch Butterfly and/or ways to protect and conserve it. The information could show nectar sources for adult 20 butterflies and food sources for caterpillars, Monarch tagging activities, collection of native milkweed and then packaging it to give to others to plant, a group working together to plant a Monarch friendly garden, ect.
2. 4-Hers may create a poster, notebook, standard size tri-fold, diorama, slide show or other visual display that shows information on Monarch Butterflies. If a slide show is created, it should be presented on a zip drive along with a printed copy of the presentation.

### Sections:

13. Beginning Monarch Butterfly Educational Display Class: for 4-H members enrolled in Beginning I or II Entomology
14. Intermediate Monarch Butterfly Educational Display Class: for 4-H members enrolled in Intermediate Entomology
15. Advanced Monarch Butterfly Educational Display Class: for 4-H members enrolled in Advanced Entomology

## 4-H FASHION REVUE – DEPT. 18

Grand Champion and Reserve Grand Champion Ribbons

1. Exhibitors need to complete the Public Fashion Revue Script Form and return to Extension Office by Saturday (pre-judging day).
2. Fashion Revue judging is a walk through; 4-H members may model their outfits from 9-10 a.m. Saturday, July 22 at the community building. 4-H members are to check with superintendent and learn if they were called back or received a purple ribbon before they leave. At 10 a.m. all 4-Hers who were called back must be dressed and ready to model for the selection of Fashion Revue awards.
3. Constructed garments - Majority of outfit must be constructed and modeled by 4-H member who made the garment/outfit. Everything of which is commonly considered an outer garment must be constructed (vest, jacket, dress, skirt, pants, coat, etc.). A sweater, blouse or shirt that is worn underneath another constructed garment can be purchased or made.
4. Buymanship - Majority of the outfit must be purchased (not borrowed) and modeled by the 4-H member or made by another individual for the 4-H member if the fabric and pattern were chosen by the 4-H member. Everything which is commonly considered an outer garment must be purchased by the 4-H member or constructed by another person (vest, jacket, dress, skirt, pants, coat, etc.).

### Sections:

1. Constructed item, article, garment, or outfit 3 years or less in project
2. Constructed item, article, garment, or outfit 4 or more years in project



membership.

## EDUCATIONAL DISPLAY CLASSES

### General Guidelines

1. All entries should be submitted in an 18" x 24" x 3.5" wooden display box with a clear plastic top. Boxes can be handmade or purchased as long as they are of the correct size and do not have a glass top. Arrange display in the box so the box can be displayed lengthwise.
2. Each exhibitor is required to identify each box by placing two identification labels bearing exhibitor's name, county or district and the class in the box. One label goes in the upper left corner of the box (inside) and the other on the lower right corner of the box (outside). Information on numbers and kinds of insects is not needed for educational exhibits.
3. Displays may consist of specialized groups of insects or their close relatives, or relate to any aspect of their behavior, biology or ecology.
4. Displays should be presented in a clear, concise, and interesting manner.
5. Displays should include only work performed during the current year.
6. Title of the exhibit should be indicated inside the box.
7. The purpose of the project is to learn more about the importance, life cycles, biology, ecology, diversity, etc., of insects and related arthropods. Subject matter can be as varied as the animals themselves.

### Sections:

#### 10. BEGINNING EDUCATIONAL DISPLAY

Class for individuals that are exhibiting in the Beginning I and II Collection or Beginning Notebook Classes. If only exhibiting in this category, then ages 9-12. Follow the general rules listed for the Educational Displays.

#### 11. INTERMEDIATE EDUCATIONAL DISPLAY

Class for individuals that are exhibiting in the Intermediate Collection or Intermediate Notebook Classes. If only exhibiting in this category, then ages 11-14. Follow the general rules listed for the Educational Displays.

#### 12. ADVANCED EDUCATIONAL DISPLAY

Class for individuals that are exhibiting in the Advanced Collection or Advanced Notebook Classes. If only exhibiting in this category, then ages 13 or older. Follow the general rules listed for the Educational Displays.

## MONARCH BUTTERFLY EDUCATIONAL DISPLAY RULES

Monarch Butterflies were officially put on the Endangered Species List on July 21, 2022. Having the scientific name *Danatus plexippus*, this migratory butterfly is well known for its spectacular annual journey of up to 3,000 miles across the Americas. It is now threatened with extinction due to habitat loss and climate change. 4-Hers can play a critical role in helping to bring habitat back for the Monarch Butterfly. They can help educate the public on ways to establish food sanctuaries for this butterfly species and help bring them back from the threat of extinction.

"Dry Meat Safely at Home" –

[www.ksre.ksu.edu/bookstore/pubs/MF3173.pdf](http://www.ksre.ksu.edu/bookstore/pubs/MF3173.pdf)

7. The USDA Complete Guide to Home Canning (2015) and So Easy to Preserve, 6th edition (University of Georgia) will be used for proper processing requirements.

### Canned Fruit – Water Bath Method

1. Apples
2. Applesauce
3. Apricots
4. Cherries
5. Peaches
6. Pears
7. Rhubarb
8. Gooseberry
9. Miscellaneous Fruit, not listed

### Preserves – Water Bath Method

10. Tomato
11. Cherry
12. Peach
13. Strawberry
14. Mixed Fruit
15. Miscellaneous Fruit Preserves, not listed

### Jellies – Water Bath Method

16. Apple, any kind
17. Berry, any kind
18. Grape
19. Plum
20. Strawberry
21. Miscellaneous Fruit Jelly, not listed

### Jams or Butters – Water Bath Method

22. Apple Butter
23. Peach Butter
24. Miscellaneous Fruit Butter, not listed
25. Strawberry Jam
26. Peach Jam
27. Blackberry Jam
28. Miscellaneous Fruit Jam, not listed

### Tomato or Tomato Products – Water Bath Method

(Tomato Products containing low acid vegetables – Pressure Canner, Method)

29. Tomatoes, whole or cut
30. Tomato Juice
31. Catsup
32. Salsa
33. Sauce (chili, pizza, taco, spaghetti)
34. Miscellaneous Tomato Product

### Pickles and Relishes – Water Bath Method

35. Cucumber, sweet
36. Cucumber, dill
37. Bread and Butter Pickles
38. Cucumber Relish
39. Corn Relish
40. Pickled Beets
41. Pickled Okra
42. Pickled Vegetables, any kind
43. Pickled Peaches
44. Mixed Pickles
45. Pickled Fruit, any kind
46. Miscellaneous Pickle Product
47. Miscellaneous Relish

### Canned Vegetables – Pressure Canner Method

48. Beans, wax or green
49. Beets
50. Carrots
51. Corn
52. Peas
53. Potatoes
54. Mixed Vegetables
55. Miscellaneous Vegetables

**Canned Meats –  
Pressure Canner Method**

- 56. Beef
- 57. Pork
- 58. Poultry
- 59. Wild Game
- 60. Fish
- 61. Other Meat

**Dried Foods: Dried food products  
must be displayed in a canning jar**

- 62. Dried Fruit

- 63. Dried Vegetables
- 64. Beef Jerky \*Procedure to make  
Beef Jerky should meet  
guidelines in  
So Easy to Preserve Book
- 65. Fruit Leather
- 66. Soup Mix
- 67. Dried Herbs
- 68. Miscellaneous

## DEPARTMENT M - PHOTOGRAPHY

*Superintendent: Rachel Rockers*

Location: Community Building

Grand Champion and Reserve Grand Champion Ribbon

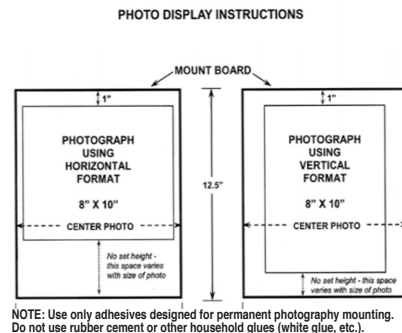
- 1. Exhibitor may enter one exhibit per class.
- 2. Entries are entered from 1 p.m. to 6 p.m., first day of the Anderson County Fair.
- 3. Photos must be taken during the last year and never shown at the Anderson County Fair.
- 4. Black and white and/or color photos will be accepted in all classes.
- 5. Photography enlargements must be no larger than 8" x 10" and no smaller than 7" x 9". Photos are to be mounted on 11"x 12½" studio mat (available from the Extension Office for a small fee), or heavy poster board. Photos should not be framed. Trim all white from photo edge.

**Photos are to be mounted across the 11" dimension of an 11" x 12½" photo mat from the Extension Office. The top edge of the photo must be 1" down from the top of the photo mat. Sides of the enlargement photo should be equal distance from the edges of the photo mat.**

Remove white border from enlargement prints. A permanent mount should be made by using photographic adhesive available at the Extension Office.

See illustration.

- 6. Exhibitor's name, address, and phone number must be written on the back of the heavy poster board or mat. No lettering on the front of the photo.



by family behind each order divider.

- 11. If the exhibitor has been in the same class for more than one year, a separate sheet of paper needs to be added stating how many years the exhibitor has been in this class of the project and what the exhibitor did this year to improve their notebook. Place the paper just behind the Title Page in the front of the notebook.
- 12. A special project must be completed each year and included in the notebook. See project guideline materials for specifications.
- 13. Refer to the publication "Entomology Collection Notebook Guidelines" on the Kansas 4-H Entomology web page for more detailed rules for exhibiting.

### Sections:

#### 6. INTRODUCTORY ENTOMOLOGY NOTEBOOK

Display a minimum of 10 and a maximum of 30 insect species representing at least six different orders. Follow the general guidelines listed for Notebooks, including the Special Project. A 4-Her may exhibit in this class for a maximum of two years.

#### 7. BEGINNING ENTOMOLOGY NOTEBOOK

Display a minimum of 20 and a maximum of 60 insect species representing at least seven different orders. Follow the general guidelines listed for all Notebooks, including the Special Project. Members can exhibit in this class a maximum of 3 years or until they receive a purple ribbon at the Kansas State Fair, whichever comes first.

#### 8. INTERMEDIATE ENTOMOLOGY NOTEBOOK

Display a minimum of 60 and a maximum of 100 species representing at least nine orders. Follow the general guidelines listed for Notebooks, including the Special Project. In addition, family identification is required for all insects in any two of the following six orders:

- "Insects in Kansas" book – Orthoptera, Hemiptera, Homoptera, Coleoptera, Hymenoptera, and/or Diptera or
- "Insects in Kansas Book: 2016 Revised Taxonomy" which follows [www.bugguide.net](http://www.bugguide.net) - Odonata, Orthoptera, Hemiptera, Coleoptera, Hymenoptera, and/or Diptera

A 4-Her may exhibit in this class for a maximum of three years.

A 4-H'er may move up if they receive a purple ribbon.

#### 9. ADVANCED ENTOMOLOGY NOTEBOOK

Display a minimum of 100 and a maximum of 200 species representing at least twelve orders. Follow the general rules listed for Notebooks, including the Special Project. In addition, family identification is required for all insects in the following six orders: Orthoptera, Hemiptera, Odonata, Coleoptera, Diptera, and Hymenoptera. Family identification in the remaining orders is optional, but desirable as long as accuracy is maintained. Members may continue to exhibit in this class for an unrestricted number of years as long as they remain eligible for 4-H

one of the display boxes.

#### 5. **ADVANCED ENTOMOLOGY COLLECTION**

Display a minimum of 150 and a maximum of 450 species representing at least 12 orders. Three standard boxes can be used. Follow the general guidelines listed for Collections. Family identification is required for all insects belonging to the six basic orders as outlined under the Intermediate phase. Only families in the above six orders will be counted for judging. Family identification of insects in the remaining orders is optional, but desirable as long as accuracy is maintained. On a piece of paper list what you did to improve your collection during the current year. Examples: what insects did you add or replace; what orders and/or families you added; what Leadership you provided in this project; and/or what insects you have studied. Attach paper to the back of one of the display boxes.

Members may continue to exhibit in this class at the Kansas State Fair for an unrestricted number of years as long as they remain eligible for 4-H membership.

### **NOTEBOOK CLASSES**

#### **General Guidelines**

1. Individual entries are to be placed for display in a three-ring notebook for competition.
2. Identification should follow the taxonomy included in [www.bugguide.net](http://www.bugguide.net).
3. 4-H'ers who have been previously enrolled in or are currently enrolled in the other phases of the Entomology project need to start with the Beginning Phase of Entomology Notebooks, not the Introductory Phase.
4. Each exhibitor is required to identify the notebook by placing a Title Page in the front of the notebook bearing the exhibitor's name, county or district and class. The number of orders, specimens and families (required in Intermediate and Advanced classes) must also be included on the Title Page.
5. Specimen pages should be grouped according to order and should include one page per species.
6. Date, common name, full county name, state abbreviation and collector name should be included for each species.
7. Specimen pages should have two different views of the insect if possible. If pictures are taken on different dates/localities, include information for both.
8. A divider page is to be placed in front of each order of insects with the order name printed on the tab for the page and also on the front of the divider page.
9. A statement describing the habitat where found/host plant may be included and is encouraged and will be worth a bonus 10 points total, not per page. For Intermediate and Advanced notebooks, this is strongly recommended.
10. For the Intermediate and Advanced classes, insects are also to be grouped

7. Photos must be displayed in 2 gallon plastic bags.

#### **Classes:**

1. Portrait
2. Nature
3. Humorous
4. Animal
5. Farm Theme
6. Vacation Memories
7. Miscellaneous Composition
8. Photo Story, 3-7 prints no smaller than 3"x 5" arranged on a mat board or large piece of poster board. Please write picture captions on one 3"x 5" note card briefly; attach with paper clip to picture board.
9. Photo Album, Portfolio of exhibitor's works during the current year. Photos should have captions.
10. Digital Manipulated Photo – Manipulation does not include normal cropping, enlargement, or color intensity treatment.
11. Special Photos of Anderson County: Once Upon a Fair-ie Tale

#### **Special prize money given to top exhibits in Class 11.**

1st \$30 • 2nd \$25 • 3rd \$20 • 4th \$15  
5th \$10 by Anderson County Fair Board.

## **Local Conservation Photo Contest in conjunction with the Anderson County Fair OPEN CLASS**

PHOTOGRAPHY - 18 and under only

The Anderson County Conservation District will sponsor the BEST CONSERVATION PHOTO; (Open class) and provide a cash prize to the top 4 photos in the junior division (18 and under) at the Anderson County Fair. The winning photo of the Junior Division will also be entered into the Kansas Association of Conservation District (KACD) State contest with possibility for additional cash prize at the KACD Contest. To participate in the Anderson County Conservation Districts Conservation Photo Contest entries must follow all rules as printed in the Anderson County Fair book that pertain to open class photography.

Subject matter must be CONSERVATION PRACTICES (such as cover crops, waterways, terraces, pollinators, pest management, wildlife habitat, water quality and soil health). The winning photograph must be surrendered to the Anderson County Conservation District by August 14, 2019 for submission to the KACD contest. The photographer and a parent will be required to sign a release form for KACD.

- Photos must have been taken between August 1 of the previous year and July 1 of the current year
- Minor digital enhancements for cropping, red eye removal, filters and corrective functions are permitted; but images that have been altered in any significant manner will be disqualified
- Previously published photos may not be entered
- Upon surrendering winning photo to the Anderson County Conservation District, the photographer must also provide a typed brief description of photo; date

and location photo was taken; entrants name, age. Address; and the words AN-DERSON COUNTY and slide this paper into the plastic sleeve with the photo. PHOTO RELEASE FORM (on attached page) must be completed and placed in the plastic sleeve with each phot as well

• The Conservation District Office is located in the USDA Service Center at 111 N. Maple St. in Garnett.

## DEPARTMENT N - QUILTS

*Superintendents: Pieces & Patches Quilt Guild*

Location: Community Building

Grand Champion and Reserve Grand Champion Ribbon for Hand Quilted  
Grand Champion and Reserve Grand Champion Ribbon for Machine Quilted

1. Quilts will be entered from 1 p.m. to 5 p.m. on Monday, July 25.
2. Exhibitor may enter one exhibit per class; quilt must be finished in the last year.
3. Quilts must be the work of the exhibitor; the exception is for group projects or machine quilting.
4. Superintendents can add fair classes for quality exhibits when there are no appropriate classes.
5. The Anderson County fair board and fair volunteers will use every precaution for the safe preservation of all quilt exhibits; it must be understood that fair board and volunteers will not be responsible nor accountable for loss or injury. If insurance is desired, it is the responsibility of the exhibitors to make their own arrangements with an insurance company.

**Display Quilts Only** – *These quilts are displayed and not evaluated by the judge for prizes.*

**Special Awards sponsored by Pieces & Patches Quilt Guild**

\$25 Award for Champion Pieced and Hand Quilted Quilt

\$15 Award for Reserve Champion Pieced and Hand Quilted Quilt

\$25 Award for Champion Pieced and Machine Quilted Quilt

\$15 Award for Reserve Champion Pieced and Machine Quilted Quilt

### **A – Machine Quilted**

### **B – Hand Quilted Quilts**

**completed by one person**

- |                                 |  |
|---------------------------------|--|
| 1. Original Picture or Design   | 8. Paper Piece Quilt – any size        |
| 2. Appliquéd, any design        | 9. Beginners Quilt – First Quilt       |
| 3. Pattern Quilting Whole Cloth | Made, any design                       |
| 4. Embroidered                  | 10. Holiday Quilt – any size           |
| 5. Machine Embroidery           | 11. Pre-Printed Fabric Quilt           |
| 6. Cross Stitch                 | 12. Other Quilt Than Classified        |
| 7. Piecework                    | 13. Miniature Quilt, (24”x24” maximum) |
|                                 | 14. Wall Quilt (any size)              |

be exhibited in alcohol filled vials; however, the use of alcohol filled vials should be limited to only those specimens that lose their shape when pinned, since the vials pose a significant hazard to the rest of the collection if they become loose in transit.

11. Any major violation of rules will result in the exhibit being dropped one ribbon placing. Examples would include, but are not limited to: incorrect display box size, missing paperwork, feet on display box, no special project in notebooks, etc.

### **Sections:**

#### **1. INTRODUCTORY COLLECTION FOR BEGINNERS**

4-H members 7-9 years of age or beginners of any age may enter in this phase for only two years. Display in one or two shoe boxes, pencil boxes, plastic storage boxes or one standard display box a minimum of 15 and a maximum of 30 species representing at least 6 orders. The boxes should be covered with a piece of plexiglas taped across the top of the box or covering the box. Follow the guidelines listed for Collections. Members may exhibit in this class for a maximum of 2 years once they become a 4-H member. There is no Kansas State Fair Class for this level.

#### **2. BEGINNING I ENTOMOLOGY COLLECTION**

Display in one standard box a minimum of 50 and maximum of 125 species representing at least 7 orders. Follow the general guidelines listed for Collections. Members can exhibit in this class a maximum of 3 years, or until they receive a purple ribbon at the Kansas State Fair, whichever comes first.

#### **3. BEGINNING II ENTOMOLOGY COLLECTION**

Display in one standard box a minimum of 75 and maximum of 150 species representing at least 9 orders. Follow the general guidelines listed for Collections. Members can exhibit in this class a maximum of 3 years, or until they receive a purple ribbon at the Kansas State Fair, whichever comes first.

#### **4. INTERMEDIATE ENTOMOLOGY COLLECTION**

Display a minimum of 100 and a maximum of 300 species representing at least 10 orders. Two standard boxes can be used. Follow the general guidelines listed for Collections. In addition, family identification is required for all insects in any two of the following six orders:

- “Insects in Kansas” book – Orthoptera, Hemiptera, Homoptera, Coleoptera, Hymenoptera, and/or Diptera or
- “Insects in Kansas Book: 2016 Revised Taxonomy,” which follows [www.bugguide.net](http://www.bugguide.net) - Odonata, Orthoptera, Hemiptera, Coleoptera, Hymenoptera, and/or Diptera

On a piece of paper list what you did to improve your collection during the current year. Examples: what insects did you add or replace; what orders and/or families you added; what Leadership you provided in this project; and/or what insects you have studied. Attach paper to the front of



2. EXPERIMENT - Display an experiment addressing a problem or question related to power generated from a renewable energy source. Include hypothesis, background research, variables, a control, data, findings, conclusions and recommendations for future study.

## 4-H ENTOMOLOGY – DEPT. 17

*Superintendent: Heather Corley*

Grand Champion and Reserve Grand Champion Ribbons

### COLLECTION CLASSES

#### General Guidelines

1. All entries should be submitted in an 18" x 24" x 3.5" wooden display box with a clear plastic top. Boxes can be handmade or purchased as long as they are of the correct size and do not have a glass top. Please visit the website <http://www.kansas4-h.org/projects/agriculture-and-natural-resources/entomology.html> for box instructions and plans.
2. Identification should follow the taxonomy included in [www.bugguide.net](http://www.bugguide.net).
3. Each exhibitor is required to identify each box by placing an identification label bearing exhibitor's name, county or district, class and include the [www.bugguide.net](http://www.bugguide.net). One label goes in the upper left corner of the box (inside) and the other on the lower right corner of the box (outside). Arrange specimens in the box so it can be displayed lengthwise.
4. The number of orders, specimens (and families where required) must be included on the exhibitor's box identification label. Only adult specimens can be used in collection boxes. Only one adult insect per species can be used in the Collections Boxes and Notebook Classes, unless labeled as male or female and correctly identified.
5. Arrange specimens in groups or rows parallel to the short sides of the box. Specimens are to be arranged by Order in the box, then Family where required.
6. For each collection class, two labels will be centered on the pin beneath each specimen. First (closest to the specimen) is the common name label and the second label should include date/locality. Full county name, state abbreviation and collector name on the second label are required.
7. The specimens should be collected by the exhibitor and should focus on Kansas. Insects may be collected from one county into bordering states and labeled accordingly. Other specimens from the continental United States may be included as long as properly labeled and placed in a separate section of the box labeled "Out of State Insects."
8. Only specimens of the class Insecta should be included. This means specimens from arachnids, such as spiders, millipedes, centipedes, ticks, mites, etc., will not be judged or included in overall specimen count.
9. Purchased insects are not be exhibited in collections, but they may be used in educational displays.
10. Specimens of soft bodied insects such as aphids, lice, termites, etc., should

15. Crib or Carriage Quilt (45"x60" maximum)
16. Quilted Tablecloth
17. Quilted Table Runner and/or Topper
18. Quilted Placemat Set
19. Quilted Potholders, Coaster Set, Pin Cushion
20. Quilted Christmas Articles
21. Quilted Pillows
22. Miscellaneous Quilted Articles
23. Any Quilted Article of Clothing
24. Piece done by youth 18 years old or under
32. Paper Piece Quilt – any size
33. Beginners Quilt – First Quilt Made, any design
34. Holiday Quilt – any size
35. Pre-Printed Fabric Quilt
36. Other Quilt Than Classified
37. Miniature Quilt (24"x24" maximum)
38. Wall Quilt - any size
39. Crib or Carriage Quilt (45"x60" maximum)
40. Quilted Tablecloth
41. Quilted Table Runner and/or Topper

#### Quilts completed by more than one person

25. Original picture or design
26. Appliquéd, any design
27. Pattern Quilting (whole cloth)
28. Embroidered
29. Machine Embroidery
30. Cross Stitch
31. Piecework
42. Quilted Placemat Set
43. Quilted Potholders, Coaster Set, Pin Cushion
44. Quilted Christmas Articles
45. Quilted Pillows
46. Miscellaneous Quilted Articles
47. Any Quilted Article of Clothing
48. Piece done by youth 18 years old or under

## CALLING ALL QUILTERS

*Quilt and Fair Theme: Once Upon A Fair-ie Tale*

Two 9-inch by 22-inch prewashed challenge fabrics will be available for purchase at Country Fabrics, 108 E. 5th Ave., Garnett, KS 66032

### BLOCK SIZE 12½" SQUARE UNFINISHED

- Do not design block on point; keep block straight.
- Do not quilt block.
- Block may be traditional design or an original design, pieced by hand or machine.
- Blocks are to be completed by sewing pieces of material together.
- Blocks may be appliquéd, paper pieced, traditionally pieced, or a combination of techniques may be used.
- Blocks may have some embroidery.
- Three-dimensional work (padding) is not permitted.
- Block must include the two challenge fabrics - include background fabric of your own choice and as many other colors of fabric as you wish.
- **Please prewash the fabrics that you add.**
- Blocks will be judged 50% on workmanship and 50% originality.
- There is no limit to the number of blocks you enter, however only one of your



blocks submitted will receive a placing.

• **Attach an index card with a statement about how the block supports the quilt theme!!**

• Decisions of the 2023 Anderson County Fair quilt judge will be final.

#### **Quilters under the age of 18**

1st place: Champion Ribbon and \$30

2nd place: Reserve Champion Ribbon and \$25

3rd place: 1st place blue ribbon and \$20

#### **Quilters over the age of 18**

1st place: Champion Ribbon and \$30

2nd place: Reserve Champion Ribbon and \$25

3rd place: 1st place blue ribbon and \$20

4th place: 2nd place blue ribbon and \$15

5th place: 3rd place blue ribbon and \$10



**Blocks must be entered at the Anderson County Fair located in the North Lake Park, Garnett, KS.**

All blocks become the property of the Anderson County Fair Association. Blocks will be on display during the 2023 Anderson County Fair. Quilt blocks will be made into a quilt by 4-Hers with the guidance of local quilters. Proceeds will be donated to the \$1000 Anderson County 4-H scholarship. Quilting by Megan Drumm, Waverly Fabric Studio, Waverly, KS

## **OPEN CLASS PREMIUMS**

**Large Livestock:** Blue – \$5 • Red – \$4 • White – \$3

**Small Livestock (Poultry & Rabbits):**

Blue – \$2.50 • Red – \$2 • White – \$1.50

**Non-Livestock:** Blue – \$2.50 • Red – \$1.50 • White – \$1

## **4-H & FFA PREMIUMS**

**Large Livestock:** Blue – \$5 • Red – \$4 • White – \$3

**Small Livestock (Poultry & Rabbits):**

Blue – \$2.50 • Red – \$2 • White – \$1.50

**Non-Livestock:** Blue – \$2.50 • Red – \$1.50 • White – \$1

kit. Include plans if an original project. Projects must be constructed such that the judges have access to examine the quality of wiring workmanship.

4. Educational Displays and Exhibits. The purpose of the educational display and exhibit is to educate the viewer about a specific area of the 4-H electrical or electronics project. The display or exhibit should illustrate one basic idea. This class includes any educational displays, exhibits or science fair type projects which DO NOT have a power source, i.e. exhibits, posters or displays of wire types, conduit types, electrical safety, tool or motor parts identification or electrical terminology. Educational displays and exhibits must be legible from a distance of four feet, using a maximum tri-fold size of 3' x 4'.

### **Section 2: Small Engines**

- All exhibits should involve engines smaller than 20 horsepower.
- Engine should contain NO fuel in tank or carburetor.
- Displays are limited to 4' wide and 4' deep - both upright and floor displays.

#### **Classes:**

1. DISPLAY - Exhibit a display, selecting one of the following options:  
1) a display identifying different engine or lawn and garden equipment parts or a display showing the function of the various engine or lawn and garden equipment parts; OR 2) a display identifying and explaining the function(s) of different special tools needed for small engine work; OR 3) a display illustrating and providing the results of any one of experiments that are included in the project books. No complete engines, lawn tractors, tillers, chainsaws are permitted for display. Maximum tri-fold size is 3' x 4'.
2. MAINTENANCE - Exhibit a display that illustrates either 1) routine maintenance procedures OR 2) diagnosing and troubleshooting specific problems in an engine. No complete engines, lawn tractors, tillers, chainsaws, etc., are permitted for display, using a maximum tri-fold size of 3' x 4'.
3. OPERATION - Exhibit an operable small engine (no more than 20 HP) overhauled or rebuilt by the member. Include maintenance schedule for the engine and a brief description of steps taken by the member overhauling or rebuilding the engine. Maximum tri-fold size is 3' x 4'.

### **Section 3: Alternative Energy**

- All exhibits in this division are limited in size to standard, tri-fold, display boards (36" x 48") and items may not extend beyond 12" from the back board. All displays must be self-standing.

#### **Classes:**

1. EDUCATIONAL DISPLAY - Create an exhibit that addresses a focused topic related to power generated from a renewable energy source. The purpose of the exhibit is to inform and create awareness.

identified section of the scrapbook.

3. Collect and identify weed seeds found in crop seeds. Mount them for display purposes. Place them in a specially identified section of the scrapbook.
4. Write a 300 word story on "How We Control Weeds on Our Farm" if you live on a farm. Other members can write "How We Control Weeds at Home." The story must show definite methods used to control weeds.

## 4-H ENERGY MANAGEMENT – DEPT. 16

*Superintendent: Brandon Palmer*

Champion and Reserve Grand Champion Ribbons

1. 4-Hers may exhibit one article per section.
2. A sheet of operating instructions must be furnished for any exhibit.
3. Exhibit must be operable. If battery power is required, batteries must be furnished.
4. Any project with a complexity of size or electronics must have (a) instructions for assembly & use, and (b) equipment available at the time of judging for actual testing of the exhibit.
5. No hand dipped solder may be used on exhibits.

### Section 1: Electrical and Electronics

#### Classes:

1. AC Electric Projects. Electric projects with a 110 or 120 V alternating current (AC) power source. Some project examples are household wiring demonstrations, small appliances extension cords, trouble lights, indoor or outdoor wiring boards, or shop lights. Projects may be a restoration or original construction. The project must be operational and meet minimum safety standards. AC projects must be 110/120 V, no 240 V exhibits are allowed, and must be constructed such that the judges have access to examine the quality of workmanship.
2. DC Electric Projects. Electric projects with a battery or direct current power source. This class includes electric kits or original projects. This class also includes demonstration DC powered project. Examples include: wiring two or three way switches, difference between series/parallel lighting circuits or wiring doorbells switches. All DC electric projects must work with batteries supplied by 4-H'er. Projects must be constructed such that the judges have access to examine the quality of wiring workmanship.
3. Electronics Projects. Electronic projects with a battery or direct current power source. This class includes electronic kits or original projects. Examples include radios, telephones, toy robots, light meters, security systems, etc. May be constructed using printed circuit board, wire wrap, or breadboard techniques. Include instruction/assembly manual if from a



### K-State Research and Extension Frontier Extension District

*Jessica Flory, District Extension Agent, 4-H Youth Development*

*Jeanette Stinebaugh, District 4-H Program Assistant, Anderson County*

*Chelsea Richmond, District Extension Agent, Family & Consumer Sciences*

*Ryan Schaub, District Extension Agent, Crop Production & Farm Management*

### Kansas FFA Organization

*Jeff Gillespie, Anderson County Chapter FFA Advisor*

*Zach Edgerton, Crest Chapter FFA Advisor*

### See General Rules

1. Competitions open only to bonafide 4-H Club members and FFA members of Anderson County.
2. All exhibitors must be 7-18 years old on Jan. 1 of the current year. Youth whose 19th birthday comes before Jan. 1 of the current year are ineligible to compete in county, state, or national contest, awards or recognition programs.
3. All 4-H/FFA exhibitors must pre-entered by July 5 or they will incur a \$25 late fee. Entries will NOT be added at the fair in the 4-H division; you may enter it in open class.
4. Exhibits will be received beginning at 1 p.m. and close at 6 p.m., Monday, July 24.
5. Club members exhibit only in those phases of project work in which they are enrolled.
6. Exhibits will be released Friday, July 28, 11 a.m. to 3 p.m.
7. All exhibits will be placed on the blue, red, white rating system, except judging contests.
8. All exhibits will receive ribbons according to determination of the judge. Decision of the judge is final.
9. Every exhibitor must show his or her own animal. In case of two entries or sickness, a substitute may show, with the consent of the 4-H member and the department chairman. In showmanship, each exhibitor must show an animal that they own/have exhibited themselves.
10. In all livestock divisions, if there are less than four animals of a particular breed, the superintendent may decide whether the numbers warrant their own class. If there are four or more animals of a breed, then a breed class must be held.
11. All animals shall be free of clinical signs of infectious or contagious disease and are subject to examination by the exhibition staff or their representative.
12. Cattle determined by exhibition staff to have lesions of ringworm, warts, or infested with mange will not be permitted to exhibit.
13. Sheep shall be free of any signs of "sore mouth" or signs of active fungal

(ringworm) infection, including club lamb fungus.

14. Goats determined by exhibition staff to have sore mouth, lesions of ringworm, warts or infested with mange will not be permitted to exhibit.
15. Clubs each day will be responsible for cleaning the area around the show barn and food stand before 10 a.m. and again before 5 p.m. All clubs will need to clean up after the sale.
16. Beef, dairy, sheep and swine will be stalled according to club groups. No reserved stalls – superintendent assignments.
17. All 4-H horses must have a valid 4-H identification paper to exhibit at the fair on file with the County Extension Office by June 1 of current year.
18. Stall cards must be used for all livestock.
19. Exhibitors are to provide their own bedding.
20. All livestock pens will be cleaned twice daily prior to 6 p.m.
21. Due to space constraints, blocking chutes and show boxes must be placed out of the tie area.
22. Livestock fair weigh-in schedule on Monday of the fair will be as follows:  
6-8 p.m. Market Beef  
5-7 p.m. Market Hogs  
5-7 p.m. Market Lambs/Meat Goats  
**Mandatory Livestock Meeting directly following weigh-in**  
**Animals can only be re-weighed ONE additional time.**  
**No multiple weigh-ins on the same animal.**
23. 4-H/FFA members are strongly encouraged to do all their own work including fitting.
24. Copyright Laws: Exhibitors should avoid using copyrighted materials whenever possible by originating his/her own work. Exhibitors should use with extreme caution copyrighted and/or trademarked products or services (a brand name, label or product). A disclaimer that the conclusions are those of the participant and not those of K-State Research & Extension must be used with copyrighted materials or trademark products.

## YOUTH FAIR LIVESTOCK SALE

25. 4-H members must have attended at least 4 of their club's regular meetings from October 2022 to July 2023 to sell in the premium auction. FFA members must have attended at least 50% of their chapter meetings from September 2022 to July 2023 to sell livestock in the premium auction. College students must attend at least 2 meetings to be eligible to sell.
26. All 4-H/FFA livestock ear tags will be purchased at the pre-fair weigh-in. All 4-H/FFA market animals must be tagged at pre-fair weigh-in.
27. Each exhibitor will be permitted to sell two animals of a different species. Each exhibitor who will sell livestock will be responsible for contacting the superintendent of the division immediately after showing. 4-H and FFA members retain their right not to sell livestock in the fair sale.
28. Each member must sell his or her own animal unless sickness or death

material (recycled means reusing an existing item in a new way). Could be remaking/redesigning a garment, re-purposing a clothing item for a new use, etc. Must include sewing of some kind. An index card (no larger than 4" x 6") MUST accompany entry describing the recycled materials and how they were used in the item.

7. Clothing will be judged during Saturday pre-fair judging at Community Building from 8:30 am – 10:30 a.m.
8. Purchased garments are not eligible for the Kansas State Fair.

### Sections:

1. Constructed item, article, garment, or outfit 3 years or less in project
2. Constructed item, article, garment, or outfit 4 or more years in project
3. Purchased garment or outfit 3 years or less in project
4. Purchased garment or outfit 4 or more years in project
5. Educational exhibit
6. Recycled garment project

## 4-H & FFA CROPS – DEPT. 15

*Superintendents: Gayla & Grant Corley, Gaylene Comfort*

Grand Champion and Reserve Grand Champion Ribbons

1. Label exhibits with variety name.
2. Two entries per section allowed.
3. Classes 15 and 16 are not eligible for Kansas State Fair.

### Sections:

- |  |  |
|--|--|
| 1. White Corn, 10 ears   | 9. Clover hay, one flake tied two directions                                   |
| 2. Yellow Corn, 10 ears  | 10. Soybeans, best 5 plants  |
| 3. Hybrid grain sorghums, 10 heads   | 11. Barley, one gallon   |
| 4. Other grain sorghums, 10 heads  | 12. Wheat, one gallon  |
| 5. Alfalfa hay, one flake tied two directions  | 13. Soybeans, one gallon   |
| 6. Native grass hay, one flake tied two directions   | 14. Oats, one gallon   |
| 7. Brome grass hay, one flake tied two directions  | 15. Farm display of 3-5 items grown by exhibitor                               |
| 8. Fescue hay, one flake tied two directions   | 16. Display of 3 different varieties of hay; 3 flakes each tied two directions |
| 17. Weed Control Exhibit, include the following four items:  |  |
| 1. Collect, identify, press, mount, and label 15 weeds. Include roots, stems, leaves, and flowers if possible. Three of the weeds must be noxious weeds preferably found in your home county. A standard 9"x12" scrapbook may be used to permanently mount your weed specimens. Identify the scrapbook with name and county on the inside front cover. |  |
| 2. Prepare a list of the weeds mounted, showing common name, scientific name, and where it was found. Place the list in a specially  |  |

**Class:**

1. Cloverbud Exhibit

## 4-H BANNERS – DEPT. 13

*Superintendent: Hailey Gillespie*

Grand Champion and Reserve Grand Champion Ribbons

**Banners will not be eligible for State Fair**

1. Banners **must** be pre-entered at the Extension Office.
2. Banners should illustrate a phase of 4-H work.
3. Avoid using copyright materials by using original work. Banners using copyrighted and/or trademark materials utilized to endorse or promote instead of educate will be disqualified and not displayed.
4. Dimensions - no less than 12 and no more than 16 square foot; minimum of 3' long on one side. **3' x 4'** banners must be hung on wooden dowels. A 6" long wire or chain will be fastened to each end dowel rod for hanging purposes.
5. Attach label to lower front left-hand corner of the banner (as you face) with name of Club and County in 2" high letters.

**Sections:**

1. 4-H Club Banner

## 4-H CLOTHING – DEPT. 14

*Superintendent: Erin Rossman*

Grand Champion and Reserve Grand Champion Ribbons

1. There is no limit to the number of articles, garments or outfits a 4-Her may enter.
2. Label each item of clothing by using a 3"x 2½" piece of fabric (muslin or old sheet) and with permanent marker write: name, county, address, and project level. Sew label in garment or use small safety pins to attach to the inside of the back of garment; do not use straight pins.
3. Place garment on hanger with hook towards right shoulder of the garment. To keep clothing clean, place in clear dry cleaner bag.
4. Educational exhibits – share what you have learned in the clothing and/or buymanship project. These may be in the form of posters (22" x 28") and notebooks. Name and county/district must be clearly marked on educational exhibits.
5. Purchased garments must have an attached page tied to the hanger using string with the following information: photo of 4-Her wearing garment(s), written explanation of the thought process – why was the garment needed, what considerations did you use when you purchased the garment(s), and an itemized cost of the garment(s).
6. Recycled Clothing Project – An item made of at least 50% recycled

in the family occurs. Permission must be given by a grievance committee and department head.

29. Champion and reserve champion poultry and rabbit meat pens are eligible for the livestock sale.
30. There will be \$15 deducted from the sale price to cover the buyers' dinner and facility improvements for each market steer, market lamb, market hog and meat goat sold. There will be \$5 deducted from the sale price to cover buyer ribbon for each rabbit & poultry meat pen sold. Market steers processed at Tyson will have an additional deduction for carcass grading and transportation (total # of head / fee). Animals for the sale must have pre-shrink scale weight of:  
Steers – 1100 lbs. • Market Hogs – 225 lbs. • Market Lambs – 100 lbs.  
Market Heifers – 1000 lbs. • Meat Goats – 60 lbs. and retained milk teeth
31. The 2023 sale order will be 1. Meat Pen Poultry, 2. Meat Pen Rabbit, 3. Beef, 4. Sheep, 5. Goat, 6. Swine. Grand and Reserve.  
Champions of each species will be selling at the beginning of the auction.
32. All additional animals not eligible for the sale may be handled in the following manner: take the animal home; sell to the base bid buyer who set the floor or private sale by owner.
33. The premium sale buyer can choose to ship livestock to the base bid buyer and only pay the premium bid or gain ownership of the animal by paying both the premium and base bid. Premiums are due to the 4-H/FFA member. Base bids are due the evening of the sale. Make base bid payment to the sale clerk and checks should be payable to the Anderson County Fair Sale.
34. All base bid funds will be disbursed approximately 4 weeks after the sale (or when all payments are collected) to the 4-H/FFA member at the Extension Office.
35. The Anderson County Fair Board is not responsible to locate youth to line up for the livestock sale. If members are not available, they will be skipped and will lose the privilege to sell.

## 4-H CLEAN-UP SCHEDULE

*Keeping the fairgrounds tidy comes with the privilege of being able to participate in fair activities.*

Morning clean-up should be done before 10 a.m. Evening clean-up should be done before 5 p.m., except for the night of the sale and it should be done immediately following the livestock auction. Clean up includes picking up trash throughout the fairgrounds, emptying trash cans, and cleaning the bathrooms next to the concession stand. Bathrooms need to be cleaned/checked at 10 a.m., 2 p.m., 6 p.m., and 10 p.m. daily. Supplies for this task are located in the concession stand. Please fill paper towels and soap as needed, empty trash and wipe down surfaces. Report any issues to a fair board member immediately. THANKS!



Monday .....AM & PM – *Star Shooting*  
 Tuesday .....AM & PM – *Dynamite & FFA*  
 Wednesday .....AM & PM – *Seeks Not Slackers*  
 Thursday .....AM & PM – *Lucky 13*  
 Friday .....AM & PM – *Cherry Mound*  
 Saturday .....4:30 PM – *All clubs pick up trash*

## HERDSMANSHIP CONTEST

*Superintendent: Donna Scott*

Traveling Trophy and Club/Chapter Food Party

1. Herdsmanship is judged as a club exhibit and each club and chapter represented will compete for the herdsmanship trophy. Species included are beef, dairy, swine, goat, sheep, rabbits and poultry.
2. Displays will be judged throughout the fair. Inspections are to be unannounced and unscheduled, but not while animals are being shown.

### Scoring

1. **Attractiveness** – 25 points; pens and group properly identified with exhibitor names and stall card info. Exhibits organized, attractive and eye-catching.
2. **Management** – 25 points; clean animals and pens, neat tack storage out of public way, animal care and handling, good sportsmanship and public courtesy.
3. **Safety** – 20 points; members implement safe practices for public and animals including proper penning/tying, regular animal checks and clear walkways.
4. **Education** – 15 points; neatly presented, easy to read, informative and accurate.
5. **Fair set-up/preparation** – 10 points
6. **Fair Cleanliness** – 5 points; this is based off the cleaning schedule.

## LIVESTOCK JUDGING

**Thursday, July 27**

**10:30 a.m. • Livestock Arena**

### Sections:

#### Breeds:

1. Chester White
2. Duroc
3. Hampshire
4. Spot
5. Yorkshire
6. Other Breeds
7. Crossbred
8. All Breeding Gilts

### Showmanship Ages:

9. Senior, 14+
10. Intermediate, 11-13
11. Junior, 7-10

### Classes:

1. Market Hog
2. Breeding Gilt, Jan. 1 to Feb. 14
3. Breeding Gilt, Feb. 15 to March 31
4. Swine Showmanship
5. Anderson County Born and Bred Market Hog

## ROUND ROBIN – DEPT. 11

**Friday, July 28 • 9 a.m.**

Senior Round Robin Champion and Senior Round Robin Reserve Champion  
 Intermediate Round Robin Champion and  
 Intermediate Round Robin Reserve Champion

1. Round Robin showmanship contest is for intermediate and senior age species champions in beef, dairy cattle, dairy goats, horse, meat goats, sheep and swine.
2. If any individual wins more than one department species of the showmanship contest, he or she will choose the category in which they wishes to show. The second place winner will show from the department(s) not selected by the winner.
3. Must show same animal in Round Robin as in species showmanship class.

## CLOVERBUD SHOWCASE – DEPT. 12

*Superintendent: Heather Corley*

1. Cloverbud members may exhibit or showcase activity-related items from their Cloverbud experiences. Cloverbud members may not participate as a competitive exhibitor and are not eligible to receive premiums or awards that are given in traditional 4-H events. Cloverbuds will receive participation ribbons.
2. Please label exhibit with name and phone number (small piece of masking tape).
3. Exhibit suggestions: poster, Cloverbud memory book, scrapbook page, craft item, cereal snack – ½ cup in food grade plastic bag, 3 no bake cookies on a paper plate in a food grade plastic bag.
4. Cloverbuds are limited to 10 quality exhibits. Cloverbuds need to sign in their display items on a publicity sheet (name and exhibit).



livestock premium sale.

6. Breed for market livestock is determined at the pre-fair weigh-in and cannot be changed by the exhibitor after that time. A screening committee will check each animal for correct breed determination. Screening committee can request proof of breed or change breed determination if found to be in error up to 30 minutes prior to show time.

#### **Sections:**

#### **Breeds:**

1. Dorset
2. Hampshire
3. Speckled Face
4. Suffolk
5. Other Breed
6. Crossbred
7. Natural
8. All Breeding Ewes

#### **Showmanship Ages:**

9. Senior, 14+
10. Intermediate, 11-13
11. Junior, 7-10

#### **Classes:**

1. Market Lamb
2. Spring Ewe Lamb
3. Yearling Ewe
4. Aged Ewe
5. Sheep Showmanship
6. Anderson County Born and Bred Market Lamb

## **4-H AND FFA SWINE – DEPT. 10**

*Superintendent: Terry Egidy*

*Assistant: Guy Young*

Champion Market Hog each breed

Grand Champion and Reserve Grand Champion Market Hog

Supreme Champion and Reserve Supreme Champion Breeding Gilt

Champion Showmanship each age section

Swine Rate of Gain

1. Hogs must be checked in from 5-7 p.m., Monday, July 24. Swine must be in pens by 5 p.m.
2. All swine pens must be cleaned a minimum of twice daily prior to 6 p.m.
3. **Bedding: Please refer to page 101 for information.**
4. Two entries per breed, per exhibitor allowed.
5. Market hogs must weigh at least 225 pounds to qualify for the livestock premium sale. Breeding gilts are not eligible for the premium sale.
6. Market hogs will not be allowed to re-weigh once they have checked in.
7. As deemed appropriate by superintendent and if space constraints require, breeding gilts will be brought in day of show and removed following the swine show.
8. Breed for market livestock is determined at the pre-fair weigh-in and cannot be changed by the exhibitor after that time. A screening committee will check each animal for correct breed determination. Screening committee can request proof of breed or change breed determination if found to be in error up to 30 minutes prior to show time.

## **4-H AND FFA BEEF – DEPT. I**

*Superintendent: Bill Pracht*

*Assistant: Jess Rockers*

Champion steer and breeding heifer/cow each breed

Grand Champion Market Beef, Reserve Grand Champion Market Beef,

Supreme Champion Breeding Heifer, Reserve Champion Breeding Heifer

Champion Showmanship each age section

1. Breed for market livestock is determined at the pre-fair weigh-in and cannot be changed by the exhibitor after that time. A screening committee will check each animal for correct breed determination. Screening committee can request proof of breed or change breed determination if found to be in error up to 30 minutes prior to show time. Although steers and heifers are not required to be registered, blood percentage requirements for the respective breed registries should be followed in breed determination.
2. Steers will be shown by breed. Market heifers will only be shown by weight class. Breeding heifers will be shown by breed and age.
3. Limit of two market beef per breed per exhibitor.
4. Steers must weigh a minimum of 1,100 pounds and market heifers must weigh a minimum of 1,000 pounds to qualify for the livestock premium sale.
5. Showmanship age is as of January 1 of current year.

#### **Sections:**

#### **Breeds:**

1. Angus
2. Charolais
3. Chianina
4. Gelbvieh
5. Hereford
6. Limousin
7. Maine-Anjou
8. Shorthorn
9. Simmental
10. Other Breeds
11. Crossbred
12. All Market Heifers  
(not shown by breed)
13. All Born and Bred Beef  
(for that class)

#### **Showmanship Ages:**

14. Senior, 14+
15. Intermediate, 11-13

16. Junior, 7-10

#### **Classes:**

1. Market Steer
2. Market Heifer
3. Anderson County Born and Bred Market Beef
4. Breeding Heifer, Junior calf, born after 1/1 current year
5. Breeding Heifer, Senior calf, 9/1 to 12/31 previous year
6. Breeding Heifer, Summer yearling, 5/1 to 8/31 previous year
7. Breeding Heifer, Junior yearling, 1/1 to 4/30 previous year
8. Breeding Heifer, Senior yearling, 9/1 to 12/31 2-years previous
9. Cow, born before 9/12-years previous
10. Beef Showmanship

## 4-H BUCKET CALF – DEPT. 2

*Superintendent: Bill Pracht*

Champion each class

The Bucket Calf project is intended to allow younger 4-Her's to participate in the Beef/ Dairy cattle projects in a safer manner with a smaller and/or more manageable animal. Main objective of this particular project and associated fair classes is to place the major competitive emphasis on the educational aspect and learning experience and de-emphasize the aspect of exhibiting.

1. First Year Bucket Calf - Calf must be born after January 1 and before May 1 of the current year and must be tagged at the Anderson County beef weigh-in or the small animal weigh-in. The first year bucket calf is not eligible to sell in the premium livestock auction. Exhibitors can only show 1 first year bucket calf each year.
2. Second Year Bucket Calf -The same exhibitor must have shown calf the previous year as a 4-H Bucket Calf. The calf must be identified and weighed at the Anderson County Spring Beef weigh-in. Steers will be able to sell in the Premium Livestock Sale if they meet the weight of 1000 lbs. and heifers will be able to sell in the Premium Livestock Sale if they meet the weight of 900 lbs.
3. 4-H members enrolled in the Bucket Calf project may show both a first and second year bucket calf in the same year. Steers and Heifers shown in the second year bucket calf class may also be shown in the "Anderson County Born" market beef class, and other market beef classes. For example a 2nd year Charolais Market Heifer bucket calf can be shown in the Market Heifer class under the Charolais breed or a 2nd year Angus bucket calf can be shown in the Market Steer class under the Angus breed.
4. Steers and Heifers entered in the Bucket Calf section will show together in their respective divisions.
5. Exhibitor must be 7-12 years old to show in either division of the Bucket Calf Section. Minimum requirement for consideration of any bucket calf division award is that a live, properly tagged, IED and entered bucket calf must be exhibited. In the case of calf death and inability to exhibit a live calf, an educational notebook may be entered as the exhibit. The 4-Her may participate in the interview and testing process without consideration for the bucket calf exhibit award.
6. First and Second Year Bucket calves should be evaluated and ribbons awarded based on the following criteria.
  - A) 40% Knowledge of project (i.e. questions covering general health, care, feeding, costs, anatomy)
  - B) 20% Judges interview
  - C) 20% Showmanship and grooming of calf
  - D) 20% Quality and condition of the calf itself

English Lop, French Lop, New Zealand, Palomino, Satin, and Silver Fox.

8. Junior rabbits are under six months of age all breeds.
9. Pre-Junior (under 3 months) classes only in the following breeds: Argente Brun, Beveren, Blanc de Hotot, Californian, Champagne d'Argent, Checkered Giant, American Chinchilla, Giant Chinchilla, Cinnamon, Crème d'Argent, New Zealand, and Palomino.

### Classes:

1. Senior Buck - eight months of age and over for breeds with Intermediate classes; six months and over for all other breeds.
2. Senior Doe - eight months of age and over for breeds with Intermediate classes; six months and over for all other breeds.
3. Intermediate Buck - only breeds listed above with Intermediate classes.
4. Intermediate Doe - only breeds listed above with Intermediate classes.
5. Junior Buck - under six months.
6. Junior Doe - under six months.
7. Pre-Junior Buck - only breeds listed above with pre-juniors.
8. Pre-Junior Doe - only breeds listed above with pre-juniors.
9. Meat Pen - three (3) rabbits, all one recognized breed and variety (broken varieties must be same color). Minimum weight 3 ½ pounds each. Maximum weight 5 ½ pounds each, and not over 70 days of age. Will be judged on their meat qualities, condition, uniformity and fur.
10. Rabbit Showmanship.

### Showmanship Ages:

14. Senior, 14+
15. Intermediate, 11-13
16. Junior, 7-10

## 4-H AND FFA SHEEP – DEPT. 9

*Superintendent: Karen Gillespie*

Champion Market Lamb each breed

Grand Champion and Reserve Grand Champion Market Lamb  
Supreme Champion and Reserve Supreme Champion Breeding Ewe  
Champion Showmanship each age section  
Sheep Rate of Gain

1. Sheep pens must be cleaned twice daily prior to 6 p.m.
2. Two entries per breed, per exhibitor allowed.
3. At the time of weigh-in and showing, all market lambs must be slick shorn with an even length of wool covering the hock and knee. Wool length should not exceed 0.2 of an inch. Un-sheered sheep will not be entered.
4. Show order to be determined by superintendents.
5. Market lambs will not be allowed to re-weigh once they have checked in. Market lambs must weigh a minimum of 100 pounds to qualify for the

4-H and FFA Rabbits.

7. All Poultry must be banded.
8. The terms cock, cockerel, hen, and pullet are defined as follows:  
Cock: male bird hatched prior to Jan. 1 of the current year.  
Cockerel: male bird hatched after Jan. 1 of the current year.  
Hen: female bird hatched prior to Jan. 1 of the current year.  
Pullet: female bird hatched after Jan. 1 of the current year.

**Classes:**

**Chickens**

- |  |                                    |
|--|------------------------------------|
| 1. Cocks, Standard Breed,<br>Large Fowl    | 7. Pullet, Standard Breed, Bantams |
| 2. Cockerel, Standard Breed,<br>Large Fowl | 8. Production Pullet Pen           |
| 3. Hen, Standard Breed, Large<br>Fowl      | 9. Production Hen Pen              |
| 4. Pullet, Standard Breed,<br>Large Fowl   | 10. Meat Pen                       |
| 5. Cocks, Standard Breed, Bantams          | 11. Turkey, all breeds             |
| 6. Cockerel, Standard Breed,<br>Bantams    | 12. Duck, all breeds               |
|  | 13. Geese, all breeds              |
|  | 14. Other Poultry                  |
|  | 15. Poultry Showmanship            |

**Showmanship Ages:**

10. Senior, 14+
11. Intermediate, 11-13
12. Junior, 7-10

## 4-H AND FFA RABBITS – DEPT. 8

*Superintendent: Rick Sumner*

Champion each breed • Grand Champion Rabbit  
Champion Rabbit Showmanship each age division

1. All rabbits must be entered between 5-8 p.m. on Monday, July 24. Judging begins at 11 a.m. or 15 minutes after Swine Show if it is not completed by 11 a.m. on Tuesday, July 25.
2. Only rabbits of outstanding quality, health and vigor will be allowed to enter.
3. Each exhibitor is responsible for the care of his/her rabbits. Two entries per class allowed.
4. Only breeds recognized by the American Rabbit Breeders Association are eligible for Grand Champion rabbit overall and to exhibit at the State Fair.
5. Each rabbit is to be legibly and permanently tattooed in its left ear for identification.
6. Senior rabbits are eight months of age and over for breeds with Intermediate classes: six months and over for all other breeds.
7. Intermediate rabbits: (6-8 months) classes only in the following breeds: American, Giant Angora, Argente Brun, Beveren, Blanc de Hotot, Californian, Champagne d'Argent, Checkered Giant, American Chinchilla, Giant Chinchilla, Cinnamon, Crème d'Argent, Flemish Giant,

**Sections:**

1. 7 to 9 year old exhibitor
2. 10 to 12 year old exhibitor

**Classes:**

1. First Year Bucket Calf
2. Second Year Bucket Calf

A 4-Her may only show a 2nd year bucket calf once during his/her 4-H lifetime.

## 4-H AND FFA DAIRY – DEPT. 3

*Superintendent: Margie Bunnell*

Champion each breed  
Supreme Champion Dairy Cattle  
Champion Showmanship each age section

1. Show order to be determined by superintendent.
2. Lactating cows may be brought to the fair the morning of the show and may leave following the completion of the show.

**Sections:**

**Breeds:**

1. Ayrshire
2. Holstein
3. Jersey
4. Other Breeds

**Showmanship Ages:**

5. Senior, 14+
6. Intermediate, 11-13
7. Junior, 7-10

**Classes:**

1. Junior calf, born after 3/1 current year

2. Heifer calf, 9/1 previous year to 2/28 current year
3. Junior yearling, 3/1 previous year to 8/31 previous year
4. Senior yearling, 9/1 2-years previous to 2/28 previous year
5. Two-year-old cow
6. Three-year-old cow
7. Four-year-old cow
8. Aged cow, 5+ years
9. Three best animals
10. Dairy beef
11. Dairy Cattle Showmanship

## 4-H AND FFA DAIRY GOATS – DEPT. 4

*Superintendent: Sandi Otipoby*

Champion each breed  
Supreme Champion Dairy Goat, Champion Showmanship each age section

1. Junior doe is not in milk and not previously freshened
2. Senior doe is in milk and/or previously freshened

**Sections:**

**Breeds:**

1. LaMancha
2. Nubian
3. Oberhasli
4. Saanen
5. Grades and Recorded Grades

**Showmanship Ages:**

6. Senior, 14+
7. Intermediate, 11-13
8. Junior, 7-10

**Classes:**

1. Junior Doe, Birth and under 5 months

2. Junior Doe, 5 months and under 12 months
3. Junior Doe, 12 months and under 24 months
4. Senior Doe, Under 2 years
5. Senior Doe, 2 years and over
6. Dairy Goat Showmanship

## 4-H HORSE – DEPT. 5

*Superintendents: Curtis and Jenny Hughes*

Champion each breed-type at halter  
Grand Champion at halter • Reserve Grand Champion at halter  
Champion by each age class in performance  
Champion Showmanship each age class

1. 4-H horses will check-in between 7:30 a.m. and 8 a.m. on Sunday, July 23. Show will start at 8 a.m. Check with show secretary for directions.
2. 4-H horse dress code will be observed.
3. A properly executed identification certificate identifying the horse the 4-H member will exhibit or ride must be presented to officials at the time of check-in. This certificate must be completed by May 1.
4. All horses should be accompanied by a negative EIA (coggins test, issued within 12 months of exhibit). This should be made available to officials at check-in or upon request.
5. All classes will be held in accordance with the Kansas 4-H Horse Show Rule Book.
6. If there are less than 3 participants in a performance class, the judging may be combined with other age groups at the judge's discretion. Participants will still receive individual class awards.
7. Stock-Type horse breeds are Quarter Horse, Appaloosa, Paint, Buckskin, Palomino, etc.
8. Non-Stock-Type horse breeds are Arabian, Morgan, Thoroughbred, American Saddlebred, etc.

### Sections:

### Halter:

1. Stock-Type
2. Non-Stock-Type
3. Pony
4. Mule
5. Horse Showmanship

### Performance:

6. Horsemanship
7. Western Pleasure
8. Reining
9. Trail
10. English Pleasure
11. Barrel Racing

12. Pole Bending

13. Flag Race

### Classes:

### Halter:

1. Weanling
2. Yearling – 2 year old gelding
3. Yearling – 2 year old mare
4. 3 years - + gelding
5. 3 years - + mare

### Showmanship and

### Performance Ages:

6. Senior, 14+
7. Intermediate, 11-13
8. Junior, 7-10

## 4-H AND FFA MEAT GOATS – DEPT. 6

*Superintendent: Karen Gillespie*

Grand Champion and Reserve Grand Champion Market Meat Goat  
Supreme Champion and Reserve Supreme Champion Breeding Meat Goat  
Champion Meat Goat Showmanship each age division

1. Meat goats must be slick shorn above the knees.
2. Horns must be bunted or goat dehorned.
3. Market meat goats must weigh a minimum of 60 pounds and all milk teeth must be present to qualify for the livestock premium sale.
4. Meat goats may be braced. Goats must be shown with all four feet on the ground. Exhibitors may use a collar, a collar with a short lead, or a halter when showing. Medium (3 mm or smaller) pinch collars will be allowed.
5. Classes will be broken on weight or age, not breed.
6. Showmanship age is as of January 1 of current year.

### Sections:

1. Meat Goat

### Showmanship Ages:

2. Senior, 14+
3. Intermediate, 11-13
4. Junior, 7-10

### Classes:

1. Market Meat Goat
2. Breeding Meat Goat, age 0-6 months

3. Breeding Meat Goat, age 7-12 months

4. Breeding Meat Goat, age 13 months to 24 months

5. Breeding Meat Goat, age 25 months and older

6. Meat Goat Showmanship

7. Anderson County Born and Bred Meat Goat

## 4-H AND FFA POULTRY – DEPT. 7

*Superintendent: Rick Sumner*

Champion each section under chickens and other  
Grand Champion Poultry  
Champion Poultry Showmanship each age division

1. All poultry must be entered between 5-8 p.m. on Monday, July 24. Judging will begin after rabbits on Tuesday, July 25 (approximately 1:30 p.m.).
2. Any poultry exhibits must meet the Breed Standard as listed in the Poultry Standard of Perfection.
3. Poultry showing symptoms of disease or infection of any type will be denied entrance.
4. Each exhibitor is responsible for the care and feeding of his/her birds.
5. Exhibitors may have up to 20 total birds.
6. No Pullorum testing in 2023. Testing is not required for waterfowl or