

2·0·1·7



www.andersoncofair.com
www.facebook.com/andersoncofair

2017 Anderson County Fair Sale Buyers

Adams Agency Crop Insurance
Advocate
Altic Livestock
Anderson County Abstract
Anderson County Review / Garnett
Publishing
Anderson County Sales Co.
Auburn Pharmacy
Bank of Greeley
Barnes Seed Service
Beachner Grain
Beckman Motors
Brummel Farm Service
Burkdoll Bros
Clint and Gail Tracy
Countryside Veterinary Clinic
Crown Realty
Dale Lanham
Dave and Katie Lybarger
Dave and Myra Lybarger
Dillard Fencing and Supply
Dunbar Farms
East Kansas Agri-Energy
Eureka Sales
Farm Bureau Financial Services and
Anderson County Farm Bureau
Farm Talk
Farmers State Bank
Fredonia Livestock Auction
Gail Ratliff
Gene Hermreck
Graham School, Inc.
GSSB
GV Limousin
H and R Block
J and D Auto
Janae McNally
Jeff Francha
John and Mary Cubit
John and Nicole Born
Leo's Auto Supply
LeRoy Cooperative
Limousin by Pracht
Lutz Towing
Lyon-Coffey Electric Cooperative
Madden Rental
Manspeaker Farms
Maple Street Liquor
Mary Rickabaugh
MFA Inc - Ag Choice Moran
MFA Oil
Middle Creek Seed
Mont Ida Meats
Mr and Mrs Charlie McCormick
Nichols Dairy
Norma Rockers
O'Malley Equipment, Iola
Orschlen Farm and Home, Iola
Patriots Bank
Paula Sjourland, AVON
Plumbing and Heating Unlimited
Prairie Belles
Property Place
PSI Personal Service Insurance
R and R Equipment
Ralph Rockers
Randy and Betsy Bunnel
Ratliff Jerseys
Richomd Body Works
Rick and Lora Sumner
RJ Enterprises
Ross and Gail Thornbrugh
Sandi Otipoby DDS
Sandra's Quick Stop
Schulte Agency
Scipio Supper Club
Short Stop
Sonic Drive-In
Subway
TL McDaniel Trucking
Tom & JoAnn Johnson
Tony Johnson
Valley R Agri-Services
Wes' Recycling
Wheezer Farms LLC
Whitaker Aggregates, Inc
Wolken Plumbing and Electric Inc
Wolken Tire
Xtraformance Feeds
Yoders Country Store
Zook Excavating

Anderson County Fair & Rodeo Schedule

Wednesday, June 15

4-H & FFA Pre-Entry Opens

Friday, June 30

4-H & FFA Pre-Entries due online at <http://andersoncofair.fairentry.com>. Late entry fee is \$25 and will be done at the Extension Office.

Saturday, July 15

7:00 p.m.

Tractor Pull

Saturday, July 22

8:00a.m.- 10:00 a.m.

Pullorum Testing (Poultry) - ACJSHS

8:30 a.m.

4-H Pre Fair Judging – ACJSHS

Clothing, Visual Arts, Fiber Arts, and Photography

9:00 a.m.

Geology Judging at County Annex

9:00 a.m.

Fashion Revue Judging

11:15 a.m.

Fashion Revue Call Backs

Monday, July 24

2:00 p.m. – 6:00 p.m.

Enter All 4-H and Open Class Exhibits

3:00 p.m. – 6:00 p.m.

Conference Judging of 4-H Foods

5:00 p.m.- 8:00 p.m.

Enter All 4-H and Open Class Poultry & Rabbits

5:00 p.m.– 7:00 p.m.

Enter & Weigh All Market Sheep and Meat Goats

5:00 p.m. – 7:00 p.m.

Enter & Weigh All Swine

6:00 p.m. – 8:00 p.m.

Enter & Weigh All Market Beef

Tuesday, July 25

8:30 a.m.

Swine Show – Livestock Arena

9:00 a.m.

Judging of All Open Class Foods

11:30 a.m.

Rabbit Show – Livestock Show Arena

*Show will start 15 minutes after the swine show if it is not completed by 11:30 a.m.

1:00 p.m.

Judging of remaining 4-H and Open Class Exhibits

1:00 p.m.

Judging of Boy Scouts & Girl Scouts Exhibits

1:00 p.m.

Poultry Show – Rabbit/Poultry Pen

6:00 pm – 10:30 p.m.

Fun Time Show Carnival Rides

7:00 p.m.

Parade – Stadium

After Parade

Pedal Tractor Pull – North End of Stadium

8:00 p.m.

Fashion Revue & 4-H Awards Presentation in Livestock Show Arena

8:00 – 10:00 p.m.

Two Girls and a Zoo - Fair Tent

8:00 p.m.

Ranch Rodeo

Wednesday, July 26

9:00 a.m.
6:00 p.m. – 8:00 p.m.
6:00 p.m. – 9:00 p.m.
6:00 – 10:30 p.m.
6:00 p.m.
6:30 p.m.
7:00 p.m.
7:00 p.m.

7:30 p.m.

Meat Goat Show – Livestock Show Arena
Anderson County Fair Tent - Fun, Hospitality, Vendor Activity
Concert - Storm Pracht – near Fair Tent
Fun Time Show Carnival Rides
Sheep Show – Livestock Show Arena
Children’s Cash Grab – near Fair Tent
Pie Baking Contest
Wild Horse Ministry – Rodeo Arena
wildhorseministies.com
Presentation of Pie Awards & Pie Auction – near Fair Tent
***Drawing for vendors immediately following pie auction.**

Thursday, July 27

7:30 a.m. – 8:30 a.m.
9:00 a.m.
9:00 a.m.
10:00 a.m.
11:00 a.m.
1:00 p.m.
6:00 p.m.
6:00 – 10:30 p.m.
6:30 p.m.
6:30 p.m.

Enter 4-H and Open Horse
4-H and Open Horse Show – Rodeo Arena
Dairy Goat Show – Livestock Show Arena
Dairy Cattle Show – Livestock Show Arena
Livestock Judging Contest – Livestock Show Arena
Pet Contest – Livestock Show Arena
Bucket Calf Interviews & Show – Livestock Show Arena
Fun Time Show Carnival Rides
Beef Show – Livestock Show Arena
Shodeo – Rodeo Arena

Friday, July 28

8:30 a.m.
11:00 a.m. – 3:00 p.m.

5:30 p.m.
6:00 – 11:00 p.m.
7:00 p.m.
9:00 p.m. – 12:00 p.m.

Round Robin Showmanship Contest – Livestock Show Arena
Release All 4-H & Open Class Exhibits
Not responsible for exhibits after 3 p.m.
Livestock Buyers Appreciation Supper – Fair Tent
Fun Time Show Carnival Rides
Livestock Premium Sale – Livestock Show Arena
Concert - Dirty Bourbon Band– Fair Tent

Saturday, July 29

TBD
7:00 p.m.

Fun Time Show Carnival Rides
Demolition Derby

Sunday, July 30

4:30 p.m.

4-H Club picks up trash after Demolition Derby

A special thank you to the following merchants for providing refreshments to 4-H/FFA members and their families:
Wednesday, July 26 – Morning donuts and juice provided by Frontier Farm Credit Service of Baldwin City.
Thursday, July 27 – 1:30 p.m. Pizza provided by Garnett Pizza Hut.

Table of Contents

Schedule.....	1-2
Fair Association Members	5
Corporate Sponsors.....	6-20
Major Sponsors.....	21
Event Sponsors	22-23
In Memory of.....	24
Grand Marshal	25
Scholarship Winner.....	26
Fair Entry.....	27
Free Concert.....	28
Pie Baking Contest.....	29
Anderson County Fair Tent.....	30
Anderson County Fair Parade.....	31
Event Ticket Information.....	32
Open Pet Show	33
General Rules and Regulations	34
Open Divisions	
Beef Cattle	35
Dairy Cattle	36
Horse	37
Poultry	38
Rabbits.....	39
Sheep	40
Pee Wee.....	40
Baking	41-43
Crafts	44
Farm, Orchard and Garden Products	45-46
Fiber Arts/Textiles	46-48
Floriculture	48-49
Food Preservation.....	50-52
Photography	52-53
Quilts	54-55
Boy Scouts.....	56-57
Girl Scouts.....	58-59
Premium Payout Amounts.....	59
4-H and FFA Rules and Regulations.....	60-61
4-H and FFA Sale	61-62
Fair Grounds Clean-up Schedule	62
Herdsmanship Contest	63
Livestock Judging.....	63
4-H and FFA Divisions	
Beef	64
Bucket Calf.....	65
Dairy.....	65
Dairy Goats.....	66
Horse	67
Meat Goats	68

Poultry	69
Rabbits.....	70
Sheep	71
Swine	72
Round Robin.....	72
Cloverbuds Showcase	73
Banners.....	73
Clothing.....	74
Crops	75
Energy Management	76-77
Entomology	78-81
Fashion Revue	82
Fiber Arts	82-83
Floriculture	84
Foods	85-88
Forestry	88-90
Geology/Lapidary	90-92
Home Environment	93
Horticulture	93-94
Photography	95-97
Self Determined.....	97
Shooting Sports.....	97-98
Space Tech.....	98
Visual Arts.....	99
Wildlife.....	99
Woodworking	100
FFA	100
Advertisements	101-118
4-H and FFA Awards and Sponsors	118-122

2017 Anderson County Fair Association

PO Box 301; Garnett, KS 66032

Email address - andersoncofair@hotmail.com

Website - www.andersoncofair.com

Facebook – www.facebook.com/andersoncofair

Fair Entry website (4-H/FFA and Open) - <http://andersoncofair.fairentry.com>

Executive Board

Jess Rockers, President

Justin Zook, Vice President

Brandi Buzzard Frobose,

Secretary Debbie Davis,

Treasurer

Ruth Pracht

Lacie Davis

Rick Wiley

Curtis Hughes

Kirby Barnes

Cody Davis

Committees

Rules

Executive Board Members

Sponsor/Finance

Debbie Davis

Jess Rockers

Advertising

Ruth Pracht

Lacie Davis

Commercial Booths

Ruth Pracht

Lacie Davis

Entertainment

Debbie Davis

Brandi Buzzard Frobose

Fair Book

Ruth Pracht

Building & Maintenance

Randy Bunnel

Rick Wiley

Terry Egidy

Parade

Kenny Kellstadt

Jerry Padfield

Garnett Optimist Club

Anderson County Tent

Ruth Pracht

Lacie Davis

Ranch Rodeo

Les McGhee

Jess Rockers

Curtis Hughes

Kirby Barnes

Horse Pull

Terry Jasper

Charlie Jasper

Sale

Ron Ratliff

Christy Ratliff

Bill Pracht

Deanna Wolken

Pie Baking Contest

Lacie Davis

Cody Davis

Tractor Pull

Rick Wiley

Duane Kipper

Rick Feuerborn

Terry Feuerborn

Justin Zook

Kirby Barnes

Demolition Derby

Brent Sleezer

Jess Rockers

Kirby Barnes

2017

Corporate Sponsors



"Serving Customers Since 1973"

2701 N. State St., Iola KS
(800) 367-2187 • (620) 365-2187

Mont Ida Meats

Howard Yoder
Owner-Operator

22468 NW Indiana Rd
Welda, KS 66091

(785) 489-2212

2017

Corporate Sponsors

**BECKMAN
MOTORS**



BUICK

**701 N. Maple Hwy. 59
Garnett, KS
785-448-5441**



GSSB

GOPPERT STATE SERVICE BANK

Three Locations To Serve You:

106 E. 5th, Garnett, KS

114 N. Maple, Garnett, KS

207 E. Broad St, Colony KS

785-448-3111

2017

Corporate Sponsors



***Fertilizers • Chemicals • Custom Application
Feed • Seed • Livestock Supplies***

Licensed and Bonded

Garnett 785-448-3712

Kincaid 620-439-5600

Greeley 785-867-2140

Richmond 785-835-6125

Harris 785-448-6808

Williamsburg 785-746-5300



SONIC DRIVE IN

supports the Anderson County Fair and wishes all participants

GOODLUCK! Stop by and check out our new

Happy Hour, Everyday 2-4 p.m.

1/2 Price Drinks & Slushes

Hwy 59, Garnett

448-6393 or 448-6494



Jason and Paula Sjorlund, Owners

2017

Corporate Sponsors



ADVOCATE

117 East 4th Avenue • Garnett, KS 66032

785-448-7000

Fax: 785-448-9800

Email: garnettadvocate@yahoo.com

*Serving Anderson County and Southern
Franklin County every Tuesday & Friday.*



Phone: 660-973-1611
yodersconstruction85@gmail.com

23982 SW 1230 RD
Garnett, KS 66032



Running out of Grain Storage?

Yoder's Construction, Inc



2017

Corporate Sponsors


FAMILY FUNERAL SERVICE
Garnett • Iola • Moran
www.feuerbornfuneral.com




Keegan Barnes
785-304-2500


SEED SERVICE, LLC
Authorized Pioneer Sales Professional

2017

Corporate Sponsors

**BRUMMEL
FARM
SERVICE**



HELPING AGRI-BUSINESS GROW CHEAP FOOD

Garnett, KS 66032

Phone: (785) 448-3161 or (785) 448-5720

Agricultural Supplies



EXCAVATING

GARNETT, KANSAS

Bonded and Insured

Justin Zook
785-448-4431
785-448-3317

Terry Zook
785-204-0557
785-448-6742

2017

Corporate Sponsors

WOLKEN

PLUMBING & ELECTRIC

Sales • Service • Installation

785-448-6771



Heating & Air Conditioning

Radiant Floor Heat

815 W. 11th Ave, Garnett, KS 66032

*Valley
R*

Agri Service, Inc. • Garnett, KS

20467 NW 1600Rd., Garnett, KS 66032

(785) 448-6533

SMS Nutrition Products - Crystalyx Products

Handling Grain & Protein Commodities

Asgrow & Dekalb Seed

2017

Corporate Sponsors



Quality Structures, Inc.

167 Highway 59, Richmond, KS

800-374-6988

Richmond, Kansas • Haven, Kansas • Ingalls, Kansas



**Anderson
County Hospital**

SAINT LUKE'S HEALTH SYSTEM

2017

Corporate Sponsors



Fuel for the Future

East Kansas Agri-Energy

WILD CARDS



STORAGE

785-448-4185

785-448-7991

John Foltz Plumbing
& Electric



320 East 5th

785-448-7991



2017

Corporate Sponsors

**AUBURN**
PHARMACY

"Caring for the health of you and your community"

429 N. Maple • 448.6122
M-F 8:30-7; Sat. 8:30-2

Connect with our AuBum RXpress mobile App
www.auburnpharmacies.com

MILLER
HARDWARE 

Mike & Amy Blaufuss, owners

703 NORTH MAPLE
GARNETT, KANSAS 66032
785-448-3241

Your neighborhood **ACE**
Hardware

2017

Corporate Sponsors



Southeast Kansas Multi-County Health Departments

Anderson County Office

301 S. Vine

Phone: 785-448-6559

Garnett, KS

Fax: 785-448-2608

66032



24 Hours/7 Days A Week

- Everyday Food Selections
 - Gift Selections
- Convenience Store & More!!!

Highway 169 & 59 Junction

Garnett, Kansas

(785) 448-6582

Sandra and Terry Zook owners

2017

Corporate Sponsors



2571 S. Highway 59
Ottawa, KS 66067



Fort Scott, KS 620-223-2450
Neveda, Mo 417-448-1745
Greeley, KS 785-867-2600

2017

Corporate Sponsors



HOEGEMEYER™
THE RIGHT SEED.

Contact your local dealer, Richard Parks,
at 785-448-4177 for all your seed needs.



**YODER
AUCTION
SERVICE**

Ben Yoder • Auctioneer

785-448-4419 or 785-489-2349
benyoder45@yahoo.com

2017 Corporate Sponsors



785-448-5830

McAdam Framing

Jeremy McAdam

30097 NW Wilson • 785-304-2172

Custom Work ♦ New Home Construction
Remodel ♦ Barns ♦ Siding ♦ Windows ♦ Roofing

In business since 1999, Fully Insured



M.A.C. Inspections

Home Inspector

macinspections.jm@gmail.com

Providing piece of mind.

2017

Corporate Sponsors



POST
FRAME
BUILDINGS

526 S. Oak
Garnett, KS
785-248-1397

www.yutzyconstruction.com



Member FDIC /  Equal Opportunity Lender

Major Sponsors

Thank You

We wish to express our thanks to all the
volunteers, sponsors,
advertisers, 4-H and FFA families and the
community who help make the Anderson County
Fair a success.

Cleanup Courtesy of

CHORE-BOYZ-SERVICE LLC

Livestock Waste Management & Removal

Ron Peine-Owner/Operator, Greeley, KS

*Manure hauling, spreading, loading, stables,
holding pens, feed lots, hayrings, etc.*

913-636-1099 or 785-867-3670

MAPLE STREET LIQUOR

Event Sponsors



Wittman NAPA Auto Parts

138 E 6th
Garnett, KS

785-448-6611



111 E 4th Ave. 1508 Hwy 59, Suite B
Garnett, KS 66032 Princeton, Ks 66078
785-448-2284 785-937-2269



DORNES INSURANCE AGENCY, LLC

dornesinsurance@aceks.com



www.dornesinsurance.com

**RICKERSON
PIPE LINING**



World's Longest Lasting Pipe

201 S. Catalpa, Garnett, KS

785-448-5400

6th Ave Boutique & Bronze



427 W. 6th Ave. • Garnett • (785) 448-2276

Ariat Dealer

**B&W Trailer
Hitches**

1216 Hawaii Road
Humboldt, KS 66748

620-473-3664



**32465 NE Neosho Road
Garnett, Kansas 66032
785-835-6246**

Pat's Signs

561 Main
Osawatomie, KS 66064

913-755-4474

Event Sponsors



matt foltz
construction

matt foltz
cell: 785.204.1464
fax: 785.448.5551
mattfoltzconst@hotmail.com



Insurance Agency
"A Policy For Every Need"

785-448-3841

118 E. 5th Ave., Garnett, KS 66032



J-D's Automotive

511 S State St, Iola, KS 66749

(620) 365-3163

Only
Best


**Garnett Home
Center & Rental**



410 N. Maple
Garnett, KS 66032
785-448-7106



Beth Mersman
501 E. 4th Garnett, KS 66032

KOFO

Country Favorites

Ottawa, KS 66067
(785) 242-1220

In Memory Of



James A Foltz - February 4, 1948 - April 6, 2017 - Long time fair supporter and did the welding for the new scales.



Gareld McGhee - April 26, 1936 - February 14, 2016 - Served as swine leader for the Colony Hi-Point 4-H Club and also served on the Anderson County Fair Board.



Fern Manspeaker - December 8, 1921 - January 9, 2016 - Excellent supporter of the Anderson County Fair and auction.



Peggy Tholen - September 10, 1950 - December 31, 2016 - Served as a leader for Lucky 13 4-H club and long time fair supporter.



Richard Tholen - April 21, 1949 - March 7, 2017 - Long time fair supporter and also provided heating and plumbing services for the fairgrounds.



Les Rockers - July 21, 1928 - January 27, 2017 - Long time fair supporter, past fair board member and also one of the original members of the fair building committee.



George Steinberger - August 27, 1937 - February 18, 2017 - Organized CYRA (Christian Youth Rodeo Association) in 2003 and provided help with the youth rodeo at the county fair for several years.



Norma Croucher - September 1, 1929 - March 15, 2016 - She loved to attend the County Fair when her children and later her grandchildren were participants.

2017 Grand Marshal

Roger Brummel recalls fondly his days in the Lucky 13 4-H Club and showing his steer in the 6th grade. The steer, which he purchased from Tim Benton of Hillhouse Angus, was the first of many ventures that would pave the way for his agricultural leadership in the community. Now, his involvement in 4-H serves as a bastion for the county's youth development and he is proud to have been sponsoring the fair and the fair sale for the past several decades.



Roger, as many know, is the owner of Brummel Farm Service Inc. and has been working there since he was four. He often reminisces of his days spent with his grandma candling eggs which were either sent to Kansas City for grocery stores or to west central Kansas for pet food production. He took over the business in 1995 and has since been a pillar of support for the agriculture community as he strives to “Help Agribusiness Grow Cheap Food.” Roger has been a significant sponsor of both the fair and fair sale for more than 30 years and approximates that he has purchased more than 150 animals at the fair sale during that time. It goes unsaid that his staunch support of 4-H and youth leaders has reinforced the passion for agriculture that is seen in so many young 4-H members.

Roger has been a lifelong Anderson County resident – he loves where he lives and relishes the experiences he has with his neighbors and friends in the community. He raised his two daughters in Anderson County, Nicole and Jennifer, who were also members of the Lucky 13 4-H club, and showed pigs during their 4-H careers.

Aside from running the business, Roger keeps busy playing golf, traveling with his wife, Donna, and playing with his grandkids, Gwen, 4, and Ben, 2. Continually dedicated to the agriculture industry in southeast Kansas, he also serves on the board of directors for East Kansas AgriEnergy. Retirement doesn't seem to be on the horizon, but when that day does come, Roger will continue to enjoy life every day and live to the fullest.

Past 4-H Scholarship Winners:

Kelli Bunnel – 2004

Dena Bunnel – 2005

Not given in 2006

Aaron Sobba – 2007

Rachel Wiley – 2008

Alyssa Sobba – 2009

Eli Johns – 2010

Colby Brownrigg – 2011

Amanda Nelson – 2012

Wyatt Pracht – 2013

Storm Pracht – 2014

Seth Wolken – 2015

Cassidy Lutz – 2016

Not Given in 2017

The scholarship was first started with memorial monies from the family of Maurice (Maury) Harrington (1931–2003), retired Anderson County Agricultural Agent. Families of Alfred Bunnel (1928-2003), 4-H leader and longtime fairboard member; and Waldo Poovey (2004), longtime fairboard member and 4-H livestock leader; chose the 4-H Scholarship for their memorial monies. The family of Helen Cubit (2007), former Anderson County Home Economics Agent and longtime 4-H community Leader of Lucky 13 also gave memorial money to the 4-H Scholarship.

www.frontierdistrict.ksu.edu

Anderson County Fair Entries

All Departments and Divisions,
Including Open and 4-H/FFA
Will enter exhibits online at

<http://andersoncofair.fairentry.com>

4-H/FFA Pre-entry June 15-July 7

*All 4-H/FFA exhibitors must pre-enter by June 30 or they will incur a \$25 late fee. Entries will NOT be added at the fair in the 4-H division, you may enter it in open class.

Open Pre-entry June 15-July 18

*Pre-entry for open class is not required (except poultry and rabbits) but appreciated.

Open Class – Skip the lines on Monday Entry Day by pre-entering.

Entry tags will be printed and ready to go!

Online entry is designed to be completed with a computer or even a smartphone using the login you created in 2016.

Bring a self-addressed and stamped envelope so your premium money can be sent to you, there will be no payouts at the fair.

Concert
Dirty Bourbon Band
Friday, July 28th, 9 p.m. - Midnight




Under the Anderson County Fair Tent

Concert Provided by the
Anderson County Fair Board

Free Will Donation

No glass bottles allowed!



**14th Annual
Pie Baking Contest
Anderson County Fair**

When: Wednesday, July 26

**Judging begins 7:00 pm
Tent at the Fairgrounds**

**Bring pie and recipe to Community Building Kitchen
No earlier than 6:30 pm**

**NO cream, meringue, pumpkin, cream cheese,
or whipped cream pies.**

**Awards Presented at 7:30 pm
Auction at 7:45 pm**

Proceeds go to the Anderson County 4-H Scholarship

Prizes:

- 1st place – Gift Basket & \$100 cash**
- 2nd place – Gift Basket & \$60 cash**
- 3rd place – Gift Basket & \$40 cash**

Contact:

Lacie Davis (785) 304-9665

**Anderson County Fair Tent
Wednesday, July 26th
6:00 – 8:00 p.m.**

Stop by the Anderson County Fair Tent to register for
FREE giveaways and Grand Prize drawing.

Drawing* to be held immediately after pie auction



Contact:

Ruth Pracht (785) 489-2413

or

Lacie Davis (785) 304-9665

Tent brought to you by the Anderson County Fair Board.

****Must be present to win.***

Anderson County Fair Parade July 25th

Registration: Entries and floats due by **July 22.**

Call (785) 448-6261 or (785) 448-6389

6:00 pm – Floats line up for judging.

6:30 pm – bicycles, horses and riders, etc. line up and judging

6:55 pm – Presentation of 4-H Scholarship

7:00 pm - Parade Begins

Parade Coordinators: Kenny Kellstadt, Jere Padfield, and Garnett Optimists
Bill Pracht, Jake Strobel

Theme: Got A Good Thing Growing

Grand Marshal – Roger Brummel

Rules for Float Entry: Any truck or trailer more than 8' in length, appropriately decorated and carrying out the theme will be considered a float.

No throwing of candy from floats allowed during parade.

Float Prizes	1st	2nd	3rd
Best Commercial Float	50	30	15
Best Organizational Float	50	30	15
Best Youth Float	50	30	15
Best 4-H Float	50	30	15
Best Assisted Living Float	50	30	15
Man, rider	5	3	1
Woman, rider	5	3	1
Boy, rider	5	3	1
Girl, rider	5	3	1
Horse-drawn vehicle	3	2	1
Antique Car	10	6	3
Antique Tractor or Farm Equipment	10	6	3
Best Boy's Decorated Bike	3	2	1
Best Girl's Decorated Bike	3	2	1

*Each child under the age of 12 with pony gets \$1.

**All floats entered which do not receive a ribbon placing will get \$10.

Pedal Tractor Pull after Parade

Sponsored by Anderson County Farm Bureau Association

Boys and Girls Ages 4-11

Prizes awarded to all Contestants

Tractor and Sled provided.

Pre-entry at Anderson County Farm Bureau.

**Event Tickets – No Refunds on Advanced Tickets Sold
Children ages 5 years and under are free.**

TRACTOR PULL

Saturday, July 15 7:00 p.m. Tractor Pull Track
For Information Contact: Duane Kipper (785) 448-4306
Advanced Tickets \$10.00 Tickets at the Gate \$15.00

RANCH RODEO

Tuesday, July 25 8:00 p.m. Rodeo Arena
For Information Contact: Les McGhee (785) 448-4695
Tickets at the Gate \$5.00

TWO GIRLS AND A ZOO

Tuesday, July 25 8:00 pm – 10:00 pm
on ball field near Fair Tent
Free to Attend
animal feed will be available for purchase

FREE MUSIC

Wednesday, July 26 6:00 pm – 9:00 pm
Storm Pracht - Near Fair Tent
Free to Attend

MUSIC SHOW

Friday, July 28 9:00-12:00 p.m.
Dirty Bourbon Band
Under Anderson County Fair Tent
Free Will Donation

DEMOLITION DERBY

Saturday, July 29 7:00 p.m. Rodeo Arena
For Information Contact: Brent Sleezer (620) 364-6088
ENTRIES MADE THE DAY OF EVENT
SPECIAL RULES AND REGULATIONS
www.andersoncofair.com
Advanced Tickets \$5.00 Tickets at the Gate \$10.00

Open Pet Show

Sponsorship and Management:

Amanda Allison & Countryside Vet Clinic

Thursday, July 25

1:00 pm

Livestock Show Arena

General Guidelines

1. This is a youth event for ages 5 – 16.
2. All dogs (goats, potbellied pigs) must be on a leash at all times.
3. All cats or other pets (rabbits, ferrets, pocket pets, turtles) must be restrained in carrier or appropriate cage. When handled outside carrier, cats should be fitted with harness/collar and leash.
4. Children under 16 years old should be accompanied by parent/guardian when outside of show ring.
5. Animals should be kept separated from other contestants at all times to prevent fights and serious injury.

Showmanship – 100 point scale

(Class is open to ALL pets. Tables will be provided for pets needing assistance. Dogs will be required to walk on leash for judging. Animals not able to walk on a leash will be judged separately.)

Care of the Pet – 20 points

Owner will be judged on the overall cleanliness of pet.

Knowledge of the Handler – 60 points

Each owner will be judged on their ability to answer questions about their pet.

Coordination between Owner and Pet – 20 points

Owner will be judged on ability to walk animal on leash and respond to basic commands such as “sit”. Pets not able to be walked on a leash will be judged on the owner’s presentation of the pet on the table.

Owner/Pet Look-A-Like – 100 point scale

(Class is open to all pets.)

Care of the Pet – 20 points

Knowledge of the Owner – 30 points

Resemblance – 50 points

Owner will be judged on their ability to look like their pet. Judging will be very informal.

General Rules and Regulations

1. Livestock must be owned by the exhibitor, farm product and other articles must be exhibited by the producer or maker.
2. Cattle determined by exhibition staff to have lesions of ringworm, warts or infested with mange will not be permitted to exhibit.
3. Sheep shall:
 - Be free of any signs of “sore mouth
 - Be free of any signs of active fungal (ringworm) infection, including club lamb fungus.
4. Goats determined by exhibition staff to have sore mouth, lesions of ringworm, warts or infested with mange will not be permitted to exhibit.
5. The same article or animal will be allowed to compete for only one premium, except for the championship, group prizes and special classes.
6. Exhibits must be entered with the superintendent of the department on Monday of the Fair according to the printed schedule.
7. No consumption of alcoholic beverages in barns and on fairgrounds.
8. All exhibits will remain in place until 12:00 p.m., Friday of the Fair
9. All exhibits must come from residents in Anderson, Franklin, Coffey, Allen, Linn, Miami, Osage, Woodson, or Bourbon Counties.
10. No article of animal deemed unworthy will be awarded a premium.
11. All open class premiums will be paid starting 12:00 p.m. on Friday of the Fair
12. In no event shall the Anderson County Fair Association or its officers, directors or members be held responsible for any loss or damage to the property or person of the exhibitor or other persons while on the fairgrounds regardless of the cause. All diligence will be used to prevent loss or mishap.
13. The Fair Association reserves the right to have anyone causing disturbance on the fairgrounds removed. The Fair Association also has the authority to withhold premiums and remove entries.
14. In no event shall the Fair Association or its officers, directors or members be held responsible for any injury, theft, loss, death, disease or health problem an animal acquires during transport to and from the fair, or while at the fair.
15. No dogs, cats or other pets, except seeing-eye dogs, hearing assistance dogs, and dogs trained to assist the handicapped, shall be permitted on the fairgrounds during the County Fair, except in the designated areas. In designated areas, pets must be on a leash, contained in living quarters or trailers. Designated areas include in and around the livestock show arena only during the pet show and the trailer parking area. Any animal posing a threat to the safety and enjoyment of fair guests or animal exhibits will be removed.

Grievance Procedure

1. Any complaints shall first be taken to the superintendent. If no agreement is reached, it will be turned over to a three-person grievance committee.
2. A local veterinarian will inspect all animals to see that there is no evidence of contagious or infectious disease at the time of unloading or shortly thereafter.

The Anderson County Fair Association

Open Beef Cattle

Division A

Superintendents: Bill Pracht and Tim Benton

Champion bull each breed

Champion female each breed

1. Date of computing age of beef cattle – September 1.
2. Show order to be determined by superintendent.

Breeds:

- | | |
|--------------|--------------|
| 1. Angus | 5. Simmental |
| 2. Charolais | 6. Shorthorn |
| 3. Hereford | 7. Other |
| 4. Limousin | |

Classes:

1. Junior calf
2. Senior calf
3. Summer yearling
4. Junior yearling
5. Senior yearling
6. Aged class
7. Bull calf under one year
8. Bull over one year and under two years
9. Bull two years old and over
10. Herd, one male and three females

Beef Cattle Display Only Pens

1. Must be pre-entered at the Extension office by July 1. (785) 448-6826
2. Pens for livestock exhibitors will be available for commercial or registered cattle in the middle cattle barn at the fairgrounds. Standard pen area will be 12 feet deep and 12 feet long. Smaller pens will be made available if requested. Pens will be furnished by the Anderson County Fair Association.
3. Livestock may be exhibited and shown in classes above.
4. All livestock pens are to be cleaned twice daily prior to 6:00 p.m.
5. Charge for exhibit pens will be \$1 per frontage foot.

Open Dairy Cattle

Division B

Superintendent: Margie Bunnel

Champion male each breed

Champion female each breed

1. Show order to be determined by superintendent.
2. Lactating cows may be brought to the fair the morning of the show and may leave following the completion of the show.

Breeds:

1. Ayrshire
2. Holstein
3. Jersey
4. Other Breeds

Classes:

1. Junior calf, born after 3/1 current year
2. Heifer calf, 9/1 prev. year to 2/29 current year
3. Junior yearling, 3/1 prev. year to 8/31 prev. yr
4. Senior yearling, 9/1 2-yrs prev. to 2/29 prev. yr
5. Two year old cow
6. Three year old cow
7. Four year old cow
8. Aged cow, 5+ years
9. Three best animals
10. Bull calf, less than 6 months

Open Horse Division C

Superintendents: Curtis and Jenny Hughes

Champion each breed-type at halter

Grand Champion at halter

Champion Performance

1. All horses and classes must be pre-entered by July 1 to the Extension Office. Entry form is available in the middle of this book.
2. Horses will check-in between 7:30 a.m. and 8:30 a.m. on Thursday of fair week. Check with show secretary for directions.
3. Horse show dress code will be observed (long pants, long sleeved shirt, hat or helmet, boots, etc.)
4. All horses should be accompanied by a negative EIA (coggins test, issued within 12 months of exhibit). These should be made available to officials at the time of entry or upon request.
5. All classes will be held in accordance with the Kansas 4-H Horse Show Rule Book (even though they are open class.)
6. If there are less than 3 participants in a class, the judging may be combined with other groups at the judge's discretion. Participants will still receive individual class awards.
7. Class order will be 4-H, Open, then PeeWee (under 7) as printed in fair book (no showmanship Open and PeeWee).
8. For halter classes only, open class exhibitors must show a different horse than anyone has shown in the 4-H division, except PeeWee.
9. Stock-Type horse breeds are Quarter Horse, Appaloosa, Paint, Buckskin, Palomino, etc.
10. Non-Stock-Type horse breeds are Arabian, Morgan, Thoroughbred, American Saddlebred, etc.

Sections:

Halter:

1. Stock-Type
2. Non-Stock-Type
3. Pony
4. Mule
5. PeeWee (all one class)

Performance:

6. Horsemanship
7. Western Pleasure
8. Reining
9. Trail
10. English Pleasure
11. Barrel Racing
12. Pole Bending

Classes:

Halter:

1. Weanling
2. Yearling – 2 year old gelding
3. Yearling – 2 year old mare
4. 3 years - + gelding
5. 3 years - + mare
6. PeeWee exhibitor

Performance:

7. Open
8. PeeWee

Open Poultry

Division D

Superintendent: Rick Sumner

Champion each section under chickens and other

Grand Champion Poultry

1. All poultry must be pre-entered July 1 through July 20 (by July 20) online at <http://andersoncofair.fairentry.com>. This is needed for pen assignment and Pullorum testing.
2. Poultry must be in place by 11:30 a.m., Tuesday of fair week. Judging will begin after 4-H poultry.
3. Any poultry exhibits must meet the Breed Standard as listed in the Poultry Standard of Perfection.
4. Poultry showing symptoms of disease or infection of any type will be denied entrance.
5. Each exhibitor is responsible for the care and feeding of his/her birds.
6. Exhibitors may have up to 20 total birds.
7. Testing for Pullorum disease for exhibition poultry is required every year. A certified tester will be available on a designated date before the fair or individuals can ensure the testing is done and paperwork is provided at the time of entry. Testing is not required for waterfowl or pigeons.

Sections:

Chickens:

1. Large Fowl
2. Bantams
3. Production Pullet Pen
4. Production Hen Pen
5. Meat Pen

Other:

6. Turkeys
7. Ducks
8. Geese
9. Other Poultry

Classes:

Chickens:

1. Cock, hatched prior to Jan. 1 of current year
2. Cockerel, hatched after Jan. 1 of current year
3. Hen, hatched prior to Jan. 1 of current year
4. Pullet, hatched after Jan. 1 of current year
5. Pens of three, all same sex

Other:

6. Male (tom, drake, gander or cock) less than one year
7. Male (tom, drake, gander or cock) one year or older
8. Female (hen or goose) less than one year
9. Female (hen or goose) one year or older

Open Rabbits

Division E

Superintendent: Rick Sumner

Champion each breed

Grand Champion Rabbit

1. All rabbits must be pre-entered July 1 through July 20 (by July 20) online at <http://andersoncofair.fairentry.com>. This is needed for pen assignment.
2. Rabbits must be in place by 11:30 a.m., Tuesday of fair week. Judging begins after 4-H rabbits.
3. Only rabbits of outstanding quality, health and vigor will be allowed to enter.
4. Each exhibitor is responsible for the care of his/her rabbits. Two entries per class allowed.
5. Only breeds recognized by the American Rabbit Breeders Association are eligible for Grand Champion rabbit overall and to exhibit at the State Fair.
6. Each rabbit is to be legibly and permanently tattooed in its left ear for identification.
7. Senior rabbits are eight months of age and over for breeds with Intermediate classes; six months and over for all other breeds.
8. Intermediate rabbits are six to eight months of age only for breeds designated with a * or ▲.
9. Junior rabbits are under six months of age all breeds. Designated breeds eligible for pre-junior (under three months)
10. Pre-Junior rabbits are under three months of age only for breeds designated with a *.

Sections:

Breeds:

- | | | |
|----------------------------|------------------|-------------------|
| 1. Checkered Giant* | 7. Mini Lop | 13. Argente Braun |
| 2. Californian* | 8. New Zealand* | |
| 3. Dutch | 9. Rex | |
| 4. Flemish Giant▲ | 10. Satins* | |
| 5. Himalayan | 11. Other Breeds | |
| 6. Lop (English & French▲) | 12. Crossbred | |

Classes:

1. Senior Buck
2. Senior Doe
3. Intermediate Buck (* or ▲ only)
4. Intermediate Doe (* or ▲ only)
5. Junior Buck
6. Junior Doe
7. Pre-Junior Buck (* only)
8. Pre-Junior Doe (* only)
9. Meat Pen

Open Sheep

Division F

Superintendent: Jody Newton

Champion ewe each breed

Champion ram each breed

1. Show order to be determined by superintendent.

Breeds:

1. Dorset
2. Hampshire
3. Southdown
4. Suffolk
5. Other

Classes:

1. Ewe over one year old
2. Ewe under one year
3. Ram over one year
4. Ram under one year
5. Flock (one ram, four ewes)

PeeWee Livestock

1. Livestock exhibitors under age 7
2. Exhibitors may borrow livestock from 4-H, FFA or Open exhibitors
3. Classes held following 4-H/FFA showmanship
4. Non-competitive exhibit – just for fun
5. Exhibitors will receive \$2 per class from the Anderson County Fair Board

Species:

1. Bucket Calf
2. Dairy
3. Horse
4. Meat Goat
5. Sheep
6. Swine

Department G - Baking

Superintendents: Connie Thompson, Erin Zook, Nancy Ellington

Location: Community Building

Grand Champion and Reserve Grand Champion Ribbon

Champion Ribbons will be given to Yeast Breads, Quick Breads, Cakes, Cookies, Two Crust Pies, Candies, Junior Exhibits and Nursing Home Exhibits if there are more than 5 items exhibited in a class division.

1. Exhibitor may enter one exhibit per class.
2. Entries are 8 am to noon, first day of the Anderson County Fair.
3. **Exhibit the entire food product with a recipe on a 3x5 –inch card.**
4. Baking items must be made by the exhibitor.
5. Food exhibits must be placed in food grade plastic bags. Exhibits in plastic wrap will not be accepted.
6. Perishable foods are not allowed in Yeast Breads, Quick Breads, Cakes, Cookies, Pies, and Junior/Teen/and Care Facility classes. Perishable foods are those with custard and cream cheese type fillings and frosting or foods requiring refrigeration. For more details, contact the Extension Office at 785-448-6826 for the publication *Food Safety Recommendations for Safe Fair Exhibits*.
7. **No cupcake liners or papers can be used.**
8. Exhibits will be displayed for the entire fair. You make pick up exhibits and ribbons at noon when exhibits are released on Friday.
9. Superintendents can add fair classes for quality exhibits when there are no appropriate classes.

Yeast Bread Classes:

1. Loaf of White or French
2. Loaf of Whole Wheat
3. Dinner Rolls, 3 on a plate (cannot be whole wheat)
4. Whole Wheat rolls, 3 on a plate
5. Cinnamon Rolls, 3 on a plate
6. Holiday Bread
7. Bread Produced in a Bread Machine
8. Miscellaneous Yeast Bread

Quick Breads Classes:

9. Banana, Nut, Zucchini
10. Muffins, 3 on a plate
11. Biscuits, 3 on a plate
12. Cornbread, entire product
13. Miscellaneous Quick Bread

Cakes and Cupcake Classes:

14. Unfrosted Angel Food, top side up
15. Unfrosted Chiffon cake, top side up
16. Cake, frosted, any flavor

17. Bundt Cake, any flavor
18. Miscellaneous Cake, frosted or unfrosted
19. Cupcakes, 3 on a plate, decorated or frosted

Cookies – 3 on a plate

20. No Bake Cookies, any kind
21. Chocolate Chip Cookies
22. Peanut Butter Cookies
23. Sugar Cookies
24. Oatmeal Cookies
25. Brownies, 3 on a plate
26. Bar Cookies, any kind not listed, 3 on a plate
27. Party or Holiday Cookies
28. Miscellaneous Cookies
29. Modified Cookie Recipe, (reduce calories, sodium, or fat) Submit original recipe and modified recipe on a 3x5-inch card.

Two Crust Pies

30. Apple
31. Cherry
32. Peach
33. Miscellaneous, any fruit pie not listed

Candies – four pieces on a plate

34. Fudge
35. Miscellaneous Candy

Junior (10 years and younger)

36. Yeast Bread, any type
37. Dinner Rolls, 3 on a plate
38. Cinnamon Rolls, 3 on a plate
39. Quick Bread, any type (zucchini, banana, nut)
40. Muffins, 3 on a plate
41. Candy, 4 pieces on a plate
42. Cupcakes, 3 on a plate, decorated or frosted
43. Cake, frosted, any kind, entire product
44. Trail Mix – 1 ½ cups in a zip loc bag
45. No-Bake Cookies, 3 on a plate
46. Peanut Butter Cookies, 3 on a plate
47. Snickerdoodle Cookies, 3 on a plate
48. Chocolate Chip Cookies, 3 on a plate
49. Sugar Cookies, 3 on a plate
50. Miscellaneous Drop Cookie, any kind, 3 on a plate
51. Bar Cookie, any kind, 3 on a plate
52. Brownies, 3 on a plate
53. Layer cake, frosted, any kind
54. Fudge
55. Miscellaneous Candy
56. Pie, any fruit
57. Miscellaneous Exhibit, not listed above
58. Decorated Cake, not Styrofoam

Teens (11 years to 18 years)

59. Yeast Bread, any type
60. Dinner Rolls, 3 on a plate
61. Cinnamon Rolls, 3 on a plate
62. Quick Bread, any type (zucchini, banana, nut)
63. Muffins, 3 on a plate
64. Candy, 4 pieces on a plate
65. Cupcakes, 3 on a plate, decorated or frosted
66. Cake, frosted, any kind, entire product
67. Trail Mix – 1 ½ cups in a zip-loc bag
68. No-Bake Cookies, 3 on a plate
69. Drop Cookie, any kind, 3 on a plate
70. Bar Cookie, any kind, 3 on a plate
71. Sugar Cookies
72. Oatmeal Cookies
73. Brownies, 3 on a plate
74. Layer cake, frosted, any kind
75. Pie, any fruit
76. Miscellaneous Exhibit, not listed above
77. Decorated Cake, not Styrofoam

Exhibitors Living in a Care Facility

78. Muffins, 3 on a plate
79. Oatmeal Cookies, 3 on a plate
80. Chocolate Chip Cookies, 3 on a plate
81. Drop Cookie, not listed, 3 on a plate
82. Bar Cookie, not listed, 3 on a plate
83. No-Bake Cookie, 3 on a plate
84. Miscellaneous Exhibit, not listed above

King Arthur Flour

85. King Arthur Flour Herb Bread Contest class (All Ages)



Red Star Yeast will provide RED STAR® merchandise item to be given as fair awards.



King Arthur Flour Baking Contest

Herb Bread

2017 Prizes:

2017 Prizes:

1st place: \$75 gift certificate to the Baker's Catalogue/kingarthurfour.com

2nd place: \$50 gift certificate to the Baker's Catalogue/kingarthurfour.com

3rd place: King Arthur Flour Logo Canvas Tote Bag

In addition, all winners receive a beautiful ribbon.

Winners will also receive a gorgeous ribbon!

Contest Rules:

1. Exhibitors must bring the opened bag of King Arthur Flour or submit a UPC label from the flour bag when entering the yeast bread.
2. Exhibitor must have a legible recipe. Directions for preparing the recipe must be clear; measurements should be in level cups, tablespoons, teaspoons or fractions thereof; also include pan size, cooking temperature, number of servings and any other pertinent information.
3. Upon submission, recipes will become property of the Anderson County Fair and King Arthur Flour, which reserves the right to edit, adapt, copyright, publish and use for publicity, promotion, advertising without compensation.
4. To be a contestant, recipe and entry form needs to be entered with product. Entry forms not completed fully will not be accepted.
5. Criteria for King Arthur Flour Baking Contest Yeast Bread Taste - 50 points; Overall Appearance + Creativity 25 points; and Texture 25 points for a total of 100 points.

Department H – Open Crafts

Superintendents: Justin Messick

Location: Quonset Hut

Grand Champion and Reserve Grand Champion Ribbon

1. Exhibitor may enter one exhibit per class.
2. Entries are entered 8 a.m. to noon, first day of the Anderson County Fair.
3. Articles must be made during the last year and never shown at the Anderson County Fair.
4. Exhibits must be made by the exhibitor.
5. Paintings, pictures, and drawings must be framed or matted with tab for hanging.
6. Superintendents can add fair classes for quality exhibits when there are no appropriate classes. Superintendents can also divide a large class into smaller classes.

Adult Classes (high school and older):

- | | |
|--|---|
| 1. Watercolor, mounted or framed | 26. Watercolor, mounted or framed |
| 2. Mixed Media and Prints, mounted or framed | 27. Mixed Media and Prints, mounted or framed |
| 3. Charcoal or Pencil Drawing, mounted or framed | 28. Charcoal or Pencil Drawing, mounted or framed |
| 4. Pastel or Crayon Drawing, mounted or framed | 29. Pastel or Crayon Drawing, mounted or framed |
| 5. Folk Art Painting | 30. Folk Art Painting |
| 6. Painted Saw Blade | 31. Painted Saw Blade |
| 7. Sculpture (wood, clay, etc) | 32. Sculpture (wood, clay, etc) |
| 8. Ceramics | 33. Ceramics |
| 9. Jewelry, any kind | 34. Jewelry, any kind |
| 10. Leather Craft | 35. Leather Craft |
| 11. Scrapbook/Photo Album | 36. Recycled Craft Item (explain craft) |
| 12. Original Handmade Greeting Card | 37. Miscellaneous Craft Item |
| 13. Recycled Craft Item (explain craft) | 38. Craft Not Listed Above |
| 14. Miscellaneous Craft Item | 39. Scrapbook/Photo Album |
| 15. Craft Not Listed Above | 40. Greeting Card/Scrapbook style |
| 16. Item made from duct tape | 41. Item made from duct tape |

Youth Classes (all ages to high school)

17. Fun Foam Art
18. Sand Art
19. Decorated Picture Frame, any kind
20. Paper Craft, any kind
21. Craft Using Beads
22. Painted Clothing Item
23. Tie Dye Items
24. Lego Designs
25. Sun Catchers

Exhibitors Living in a Care Facility Classes:

42. Decorated Picture Frame
43. Painted Article
44. Ceramics
45. Jewelry, any kind
46. Paper Craft, any kind
47. Scrapbook/Photo Album
48. Recycled Craft Item (explain craft)
49. Miscellaneous Craft Item
50. Craft Not Listed Above

Farm, Orchard and Garden Products – Division I

Superintendents: Grant and Gayla Corley, Gaylene Comfort

Garden Display, Farm Display and Scarecrow – 1st \$12.50, 2nd \$7.00, 3rd \$5.00

1. All farm exhibits must be products of 2016 except soybeans harvest in 2015.
2. No exhibitor can make more than one entry in any one class number
3. Small grain and silage to be shown in ½ gallon jars.

Crop Classes:

1. Wheat grain, any named variety
2. Oats grain, any named variety
3. Corn grain
4. Soybean grain
5. Grain Sorghum grain (milo)
6. Brome seed
7. Silage, ½ gallon jar
8. Corn, 10 ears (any color)
9. Grain sorghum, 10 heads
10. Soybeans, bundle four inches
11. Corn, longest single ear
12. Corn, best single ear
13. Corn stalk, tallest with ear of corn
14. Popcorn, 10 ears (any color)
15. Brome grass hay (flake tied)
16. Alfalfa hay (flake tied)
17. Red clover hay (flake tied)
18. Native grass hay (flake tied)
19. Hay display, 3-5 different varieties of hay (flakes tied)
37. Red tomatoes, five
38. Roma tomatoes, five
39. Yellow tomatoes, five
40. Salad tomatoes, ten
41. Turnips, five
42. Carrots, five
43. Cucumbers, five
44. Okra, five
45. Parsnips, five
46. Beets, five
47. Green beans, ten pods
48. Lima beans, ten pods
49. Pumpkin
50. Miniature pumpkins, three
51. Misc. vegetable not mentioned above
52. Painted/decorated fall pumpkin/squash (may be grown or purchased)
53. Unusual vegetable in size or shape

Garden Classes:

20. Bell peppers, five
21. Habanero peppers, five
22. Mango peppers, five
23. Jalapeño peppers, five
24. Chili peppers, five
25. Banana peppers, five
26. Anaheim peppers, five
27. Peppers, collection of six with three different named varieties (1 hot and 1 sweet)
28. Garlic bulbs, five
29. Yellow onions, five
30. White onions, five
31. Red onions, five
32. Green onions, five
33. Red potatoes, five
34. White potatoes, five
35. Sweet potatoes, five
36. Sweet corn, five ears
54. Cabbage
55. Watermelon
56. Muskmelon
57. Summer squash
58. Winter squash
59. Eggplant
60. Largest watermelon, by weight
61. Largest pumpkin or squash, by weight
62. Red apples, five
63. Yellow apples, five
64. Other apples, five
65. Crabapples, five
66. Pears, five
67. Plums, five
68. Peaches, five
69. Grapes, ten
70. Blackberries, ten
71. Gourds, collection (assortment) of 3-5 gourds

Sunflower Classes:

72. Oil sunflowers, three heads
(named)

73. Sunflower, largest tame head

Display Classes:

74. Garden display, 5-7 items all
grown by exhibitor

75. Farm display, 3-5 items all grown
by exhibitor

76. Old fashioned scarecrow
(traditional made from straw/hay)

Honey Classes:

77. Liquid. Light colored honey

78. Liquid, dark colored honey

79. Comb honey

80. Cut comb honey

81. Crystallized/Creamed honey

82. Beeswax

83. Beeswax Candles

84. Art design in beeswax

85. Frame of honey – shallow or
medium depth

86. Youth – Extracted honey; light

87. Youth – Extracted honey; dark

88. Youth – Frame of honey (shallow
or medium depth)

Honey Guidelines:

1. Exhibitor must produce all honey
2. All jars must be glass plain and free of labels. No inner seal in lids.
3. Judging criteria will follow state fair guidelines
4. Extracted honey: Also known as strained honey is honey that has been separated from the comb by centrifugal force, gravity, straining or other means. Shall consist of 3 one-pound Queen line or Classic glass jars.
5. Chunk honey: Shall consist of 1 strip of cut comb (full length of jar) in three 1 lb. round glass jars.
6. Comb honey: Three “rounds” “cassettes” (clear lids both sides, no pressure sensitive label), or “Basswood sections” (cardboard carton with window, no producers name or address).
7. Cut Comb honey: Three comb honey cut and placed in commercial plastic comb honey boxes (4x4).
8. Crystallized/Creamed honey: Shall consist of three glass jars between 8 oz. and 16 oz. all jars must be the same.
9. Beeswax: 3 lb. block, geometric shape, not decorative, smooth surface top and bottom.
10. Beeswax candles: four molded or dipped candles. No non-beeswax enhancement allowed, except wick.
11. Art Design in Beeswax: Entries must be 2 pounds minimum weight, 100% beeswax: may be more than one piece but must be firmly joined together: may be case, both sides visible.
12. Youth entries age 18 and under.

Department J - Fiber Arts/Textiles

Superintendents: Carol Ann Feuerborn

Location: Community Building

Grand Champion and Reserve Grand Champion Ribbon

1. Exhibitor may enter two exhibits per class.
2. Entries are 8 a.m. to noon, first day of the Anderson County Fair.

3. Articles must be made during the last year and never shown at the Anderson County Fair.
4. Exhibits must be made by the exhibitor.
5. Superintendents can add fair classes for quality exhibits when there are no appropriate classes.

Knitting Classes:

1. Afghan, knitted any design
2. Knitted sweater, (girl, boy, or adult)
3. Knitted hat or muffler
4. Knitted scarf
5. Knitted doll clothes
6. Knitted article for home use
7. Knitted dish cloth
8. Knitted Miscellaneous

Crocheting Classes:

9. Afghan, crocheted any design
10. Afghan, ripple stitch
11. Afghan, shell stitch
12. Crocheted purse
13. Crocheted hat
14. Crocheted muffler/scarf
15. Crocheted doll clothes
16. Crocheted doily, small to medium
17. Crocheted doily, large
18. Crocheted table cover
19. Crocheted pot holder
20. Crocheted dish cloth
21. Crochet Casserole Carrier
22. Crocheted Miscellaneous Article or Item

Embroidery Classes:

23. Embroidery, pillow case
24. Cross Stitch, any article

Appliqué, Cut Work, Tatting Classes:

25. Appliquéd article
26. Cut work article
27. Tatted article

Stuffed Dolls, Toys, Animals Classes:

28. Doll, stuffed (rag, animals, crocheted dolls)

Holiday Decorations Classes:

29. Christmas tree skirt
30. Holiday decorations handmade

Infants' Wear Classes:

31. Infants booties, knitted or crocheted
32. Infants booties, hat, sweater crocheted set
33. Infant afghan, carrying robe, knitted or crocheted
34. Infant wear, miscellaneous

Constructed Garments Classes:

35. Woman's blouse or skirt
36. Woman's best dress
37. Woman's casual dress
38. Child's play clothes
39. Purse
40. Child's dress/jumper
41. Miscellaneous Wearing Apparel

Rug Classes:

42. Knitted Rug
43. Crocheted Rug
44. Latch Hook Rug
45. Hook Rug
46. Miscellaneous Rug

Latch Hook

47. Wall Hanging
48. Pillow
49. Miscellaneous Article or Item

Hooked Classes

50. Wall Hanging
51. Pillow
52. Holiday Article or Item
53. Miscellaneous Article or Item

Miscellaneous Items Classes:

54. Two potholders, made anyway
55. Table cover, any kind
56. Cozy
57. Simple Quilt
58. Placemats
59. Oven Mitt
60. Wall Hanging
61. Fabric item not mentioned

Junior Section Classes for 15 years and under:

- 62. Pillow
- 63. Special Pillow Case
- 64. Miscellaneous Pillow Case
- 65. Dress
- 66. Blouse or skirt
- 67. Crocheted article
- 68. Knitted article
- 69. Purse or bag
- 70. Miscellaneous item not listed

PeeWee 8 years and under:

- 71. Blouse, skirt, shorts
- 72. First Sewing Project
- 73. Purse or Bag
- 74. Special Pillow Case
- 75. Pillow Case
- 76. Miscellaneous Pillow Case
- 77. Crochet Article
- 78. Knitted Article

Exhibitors Living in a Care Facility

Classes:

- 79. Crocheted article
- 80. Knitted article
- 81. Embroidered article
- 82. Potheader
- 83. Item made from fabric
- 84. Miscellaneous item not listed
- 85. Jewelry, any kind
- 86. Paper Craft, any kind
- 87. Scrapbook/Photo Album
- 88. Recycled Craft Item (explain craft)
- 89. Miscellaneous Craft Item
- 90. Craft Not Listed Above

Department K – Floriculture

Superintendents: Phyllis Luedke, Jeanette Donaldson

Location: Community Building

Champion Ribbons will be given for Specimens; Collections; Artistic Arrangement; Potted Plants; and Junior.

- 1. Exhibitor may enter one exhibit per class.
- 2. Entries are 8 am to noon, first day of the Anderson County Fair.
- 3. Exhibits will remain in place until noon on the last day of the county fair.
- 4. Horticulture specimens and collections must have been grown by the exhibitor.
- 5. Potted plants must be owned by the exhibitor for 90 days before the county fair.
- 6. Pots cannot be over 18-inches in diameter.
- 7. Flowers in arrangements may be obtained elsewhere but must be arranged by the exhibitor.
- 8. Horticulture specimens must be entered in bottles except Collections. Please attach card giving variety of specimens, if known.
- 9. Judging will be in accordance with the Standard System of the Handbook for Flower Shows for the National Council of State Garden Clubs. **Awards will be made as the judges consider appropriate.**

Section I – Specimens – One Stem

Hybrid Tea Roses

- 10. Red
- 11. Yellow
- 12. Pink
- 13. White
- 14. Two-toned
- 15. Any Other Color

Multiflora Roses

- 16. Floribunda
- 17. Grandiflora

Any Other Rose Class

- 18. Miniature

Day Lilies – one scape

19. Red

21. Yellow

22. Pink

23. White

24. Blends

25. Petite

26. Other

Perennial

27. Sedum

28. Ornamental Grass

29. Shrub

30. Not Listed

Annual

31. Annual not listed

Section II – Collections

Annual Collections

32. 5 Large Zinnia

33. 5 Medium Zinnia

34. 5 Small Zinnia

35. 5 Large Marigold

36. 5 Medium Marigold

37. 5 Small Marigold -

Flower Collections

38. Five Wild Flowers

39. Five Annual Flowers not listed

40. Five Perennial Flowers not listed

Section III – Artistic Design –

Designer Choice

Exhibitor has complete freedom to choose plant material and other components.

Section V – Junior – age 16 and under

Horticulture Specimens must be grown by exhibitor Collections

67. Five Large Zinnias

68. Five Medium Zinnias

69. Five Small Zinnias

70. Five Large Marigolds

71. Five Medium Marigolds

72. Five Small Marigolds

41. Come for Coffee – coffee table

42. Drifting along – decorative wood

43. Indian Summer – dried plant materials, may be painted or treated

44. Company Comin’ – informal luncheon

45. Country Kitchen

46. Design Using a Feature

47. Green Thumb – all green

48. Design Using Antique Container

49. Kansas the Grain State

50. Good ‘ol Summertime

51. Anything Goes

52. Small Wonders – small design not over eight inches

53. Small Wonders – miniature not over five inches

54. Wild Flower Arrangement

55. A Design Using Bottles

Section IV – Potted Plants

56. Foliage Plants

57. Indoor Vining Plants

58. Planter – more than one plant

59. Cactus

60. Succulents

61. Ferns

62. Any Plant not listed

63. African Violets

64. Single, any color

65. Double, any color

66. Miniature

Arrangements – need not be grown by exhibitor

73. Back to School

74. Gone Fishin’!

75. Miniature – not over eight inches

76. Halloween

77. Westward Ho – exhibitor choice

78. Wildflowers

79. Using Kansas Prairie Grasses

Department L - Food Preservation

Superintendents: Marjorie

Stephens, Mary Ann Umbarger, Carla Ewert

Grand Champion and Reserve Grand Champion

Ribbon

1. Exhibitor may enter one exhibit per class.
2. Entries are entered 8 a.m. to noon, first day of the Anderson County Fair.
3. Food product must be in a standard or wide mouth pint or quart canning jar; no mayonnaise jars accepted. Jelly, jams, butters, preserves, may be exhibited in half-pint jars. **Rings must be free of rust.** Judges have the right to open a jar during the judging process.
4. Exhibits must be labeled with product name, method of processing (pressure canner or water bath canner), and processing time. **Labels are available at Extension Office before fair or at time of entering product.**
5. USDA Home Canning Guidelines and So Easy to Preserve 5th edition 2006, will be used for proper processing requirements.
6. To receive a Preserving Award sponsored by Jarden Home Brands; food must be in matching jars and lids.

Canned Fruit – Water Bath Method

1. Apples
2. Applesauce
3. Apricots
4. Cherries
5. Peaches
6. Pears
7. Rhubarb
8. Gooseberry
9. Miscellaneous Fruit not listed

Preserves – Water Bath Method

10. Tomato
11. Cherry
12. Peach
13. Strawberry
14. Mixed Fruit
15. Miscellaneous Fruit Preserves not listed

Jellies – Water Bath Method

16. Apple, any kind
17. Berry, any kind
18. Grape
19. Plum
20. Strawberry
21. Miscellaneous Fruit Jelly not listed

Jams or Butters – Water Bath Method

22. Apple butter
23. Peach Butter
24. Miscellaneous Fruit Butter not listed
25. Strawberry jam
26. Peach Jam
27. Blackberry Jam
28. Miscellaneous Fruit Jam not listed

Tomato or Tomato Products – Water Bath Method

(Tomato Products containing low acid vegetables – (Pressure Canner, Method)

29. Tomatoes, whole or cut
30. Tomato Juice
31. Catsup
32. Salsa
33. Sauce (chili, pizza, taco, spaghetti)
34. Miscellaneous Tomato Product

Pickles and Relishes – Water Bath Method

35. Cucumber, sweet

36. Cucumber, dill
37. Bread and Butter Pickles
38. Cucumber relish
39. Corn Relish
40. Pickled Beets
41. Pickled Okra
42. Pickled Vegetables, any kind
43. Pickled Peaches
44. Mixed Pickles
45. Pickled Fruit, any kind
46. Miscellaneous Pickle Product
47. Miscellaneous Relish

Canned Vegetables – Pressure Canner

Method

48. Beans, wax or green
49. Beets
50. Carrots
51. Corn
52. Peas
53. Potatoes
54. Mixed Vegetables

55. Miscellaneous Vegetables

Canned Meats – Pressure Canner

Method

56. Beef
57. Pork
58. Poultry
59. Wild Game
60. Fish
61. Other Meat

Dried Foods

62. Dried Fruit
63. Dried Vegetables
64. Beef Jerky *Procedure to make Beef Jerky should meet guidelines in So Easy to Preserve Book
65. Fruit Leather
66. Soup Mix
67. Dried Herbs
68. Miscellaneous

2017 Award Announcement

BALL®

**Fresh Preserving AWARD FOR
ADULT LEVEL**

presented by: **BALL® & KERR®**

Fresh Preserving PRODUCTS



Jarden Home Brands marketers of Ball® and Kerr® Fresh Preserving Products is proud to recognize today's fresh preserving (canning) enthusiasts. First and Second Place Awards will be given to individuals judged as the best in designated categories.

A panel of judges will select the two best entries for Fruit, Vegetable, Pickle, and Soft Spread categories. Entries must be preserved in Ball® Jars sealed with Ball® Lids and Bands, or Ball® Collection Elite® Jars sealed with Collection Elite® Lids and Bands, or preserved in Kerr® Jars sealed with Kerr® Lids and Bands. In addition, soft spread entries must be prepared using Ball® Pectin: Classic, Low or No-Sugar Needed or Liquid.

Entries designated First Place from each category will receive:

- Two (2) Five-Dollar (\$5) Coupons for Ball® or Kerr® Fresh Preserving Products and one (1) Free (up to \$5 value) Coupon for Ball® Pectin.

BALL® Fresh Preserving
AWARD FOR YOUTH
LEVEL
presented by: BALL® &
KERR® Fresh Preserving
PRODUCTS



In recognition of youth who excel in the art of fresh preserving (canning), Jarden Home Brands marketers of Ball® and Kerr® Fresh Preserving will present First Place Awards in designated categories.

A panel of judges will select the best entry in each category for Fruit, Vegetable, Pickle, and Soft Spread categories. Entries must be preserved in Ball® Jars sealed with Ball® Lids and Bands, or Ball® Collection Elite® Jars sealed with Collection Elite® Lids and Bands, or preserved in Kerr® Jars sealed with Kerr® Lids and Bands. In addition, soft spread entries must be prepared using Ball® Pectin: Classic, Low or No-Sugar Needed or Liquid.

The best entry from each category will receive:

- One (1) Five-Dollar (\$5) Coupons for Ball® or Kerr® Fresh Preserving Products and one (1) Free (up to \$5 value) Coupon for Ball® Pectin.

Department M - Photography

Superintendents: Mary Morris

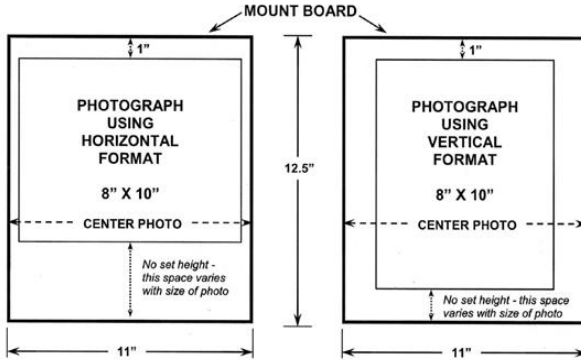
Location: Community Building

Grand Champion and Reserve Grand Champion Ribbon

1. Exhibitor may enter one exhibit per class.
2. Entries are entered from 8a.m. to noon, first day of the Anderson County Fair.
3. Photos must be taken during the last year and never shown at the Anderson County Fair.
4. Black and white and/or color photos will be accepted in all classes.
5. Photography enlargements must be no larger than 8x10-inches and no smaller than 7x9 inches.

Photos are to be mounted on 11x12 ½ -inch studio mat (available from the Extension Office for a small fee), or heavy poster board. Photos should not be framed. Trim all white from photo edge. **Photos are to be mounted across the 11 inches dimension of an 11x12 ½ -inch photo matte from the Extension Office. The top edge of the photo must be 1-inch down from the top of the photo matte. Sides of the enlargement photo should be equal distance from the edges of the photo matte.** Remove white border from enlargement prints. A permanent mount should be made by using photographic adhesive available at the Extension Office. See illustration below:

PHOTO DISPLAY INSTRUCTIONS



NOTE: Use only adhesives designed for permanent photography mounting.
Do not use rubber cement or other household glues (white glue, etc.).

6. Exhibitor's name, address, and phone number must be written on the back of the heavy poster board or matt. No lettering on the front of the photo.
7. Photos must be displayed in 2 gallon plastic bags.

Classes:

1. Portrait
 2. Nature
 3. Humorous
 4. Animal
 5. Farm Theme
 6. Vacation Memories
 7. Miscellaneous Composition
 8. Photo Story, 3-7 prints no smaller than 3 x5-inches arranged on a matt board or large piece of poster board. Please write picture captions on one 3x5 note card briefly; attach with paper clip to picture board.
 9. Photo Album, Portfolio of exhibitor's works during the current year. Photos should have captions.
 10. Digital Manipulated Photo – Manipulation does not include normal cropping, enlargement, or color intensity treatment.
 11. Special Photos – Rock Walls of Anderson County
- Special prize money given to top exhibits in class 11. 1st \$30; 2nd \$25; 3rd \$20; and 4th \$15; 5th \$10 by Anderson County Fair Board.

Department N - Quilts

Superintendents: Pieces & Patches Quilt Guild

Location: Community Building

Grand Champion and Reserve Grand Champion Ribbon for Hand Quilted
Grand Champion and Reserve Grand Champion Ribbon for Machine
Quilted

1. Quilts will be entered from 8 am to noon on the first day of the Anderson County Fair.
2. Exhibitor may enter one exhibit per class; quilt must be finished in the last year.
3. Quilts must be the work of the exhibitor; the exception is for group projects or machine quilting.
4. Superintendents can add fair classes for quality exhibits when there are no appropriate classes.
5. The Anderson County fairboard and fair volunteers will use every precaution for the safe preservation of all quilt exhibits; it must be understood that fairboard and volunteers will not be the responsible nor accountable for loss or injury. If insurance is desired, it is the responsibility of the exhibitor to make their own arrangements with an insurance company.

Display Quilts Only – These quilts are displayed and not evaluated by the judge for prizes.

Special Awards sponsored by Pieces & Patches Quilt Guild

\$25 Award for Champion Pieced and hand Quilted Quilt

\$15 Award for Reserve Champion Pieced and hand Quilted Quilt

\$25 Award for Champion Pieced and Machine Quilted Quilt

\$15 Award for Reserve Champion Pieced and Machine Quilted Quilt

2016 Anderson County Fair Quilt Block Contest

Using the 4-H Pledge as the theme, create a quilt block. Rules for the contest can be found at Country Fabrics in Garnett. Decisions by the judge will be final. Blocks will be judged 50% workmanship and 50% originality. Contest blocks are the property of the Anderson County Association after the county fair.

Machine Embroidered blocks: 1st place: Champion Ribbon and \$30, 2nd place: Reserve Champion Ribbon and \$25, 3rd place: 1st place blue ribbon and \$20.

Hand embroidered and non-embroidered blocks 1st place: Champion Ribbon and \$30, 2nd place: Reserve Champion Ribbon and \$25, 3rd place: 1st place blue ribbon and \$20, 4th place: 2nd place blue ribbon and \$15, 5th place: 3rd place blue ribbon and \$10.

Volunteers will put blocks together in a small quilt that will be raffled off at the beginning of the Premium Livestock Sale held at the end of the county fair. Proceeds will go to the annual 4-H Scholarship Fund.

A – Machine Quilted

B – Hand Quilted

Quilts Completed by

One Person

1. Original Picture or Design
2. Appliquéd, any design
3. Pattern Quilting Whole Cloth
4. Embroidered
5. Machine Embroidery
6. Cross Stitch
7. Piecework
8. Paper Piece Quilt – any size
9. Beginners Quilt – First Quilt Made, any design
10. Holiday Quilt – any size
11. Pre-Printed Fabric Quilt
12. Other Quilt Than Classified
13. Miniature Quilt (24 x 24-inch maximum)
14. Wall Quilt (any size)
15. Crib or Carriage Quilt (45 x 60-inch maximum)
16. Quilted Tablecloth
17. Quilted Table Runner and/or Topper
18. Quilted Placemat Set
19. Quilted Potholders, Coaster Set, Pin Cushion
20. Quilted Christmas Articles
21. Quilted Pillows
22. Miscellaneous Quilted Articles
23. Any Quilted Article of Clothing
24. Piece done by youth 18 years old or under

Quilts completed by more than one person

25. Original picture or design
26. Appliquéd, any design
27. Pattern Quilting (whole cloth)
28. Embroidered
29. Machine Embroidery
30. Cross stitch
31. Piecework
32. Paper Piece Quilt – any size
33. Beginners Quilt – First Quilt Made, any design
34. Holiday Quilt – any size
35. Pre-Printed Fabric Quilt
36. Other Quilt Than Classified
37. Miniature Quilt (24 x 24-inch maximum)
38. Wall Quilt - any size
39. Crib or Carriage Quilt (45 x 60-inch maximum)
40. Quilted Tablecloth
41. Quilted Table Runner and/or Topper
42. Quilted Placemat Set
43. Quilted Potholders, Coaster Set, Pin Cushion
44. Quilted Christmas Articles
45. Quilted Pillows
46. Miscellaneous Quilted Articles
47. Any Quilted Article of Clothing
48. Piece done by youth 18 years old or under

Department O - Boy Scouts

Superintendents: Jackie Olson

Location: Community Building

Grand Champion and Reserve Grand Champion ribbon

1. Exhibitor may enter one exhibit per class.
2. Entries are entered from 8 a.m. to noon, first day of the Anderson County Fair. Judging will start at 2 pm.
3. Articles must be made during the last year and never shown at the Anderson County Fair.
4. Exhibits must be made by the exhibitor.
5. Superintendents can add fair classes for quality exhibits when there are no appropriate classes.
6. Exhibitor must be a registered Scout through Boy Scouts of America.

Tiger Cubs – 1st graders

1. Artwork, chalk (medium cardstock, 8 ½ by 11 – inches)
2. Artwork, crayon (medium cardstock, 8 ½ by 11 – inches)
3. Artwork, pencil (medium cardstock, 8 ½ by 11 – inches)
4. Bird House/Feeder – original design
5. Collection – General – rocks, small items, mounted and labeled on 11-inch wide x 18-inch long foam board
6. Collection – Cards – plastic sleeves in a binder/notebook
7. Pinewood Derby Car Only – BSA Regulations
8. Cookies – any kind, 3 on a plate

Wolf Cubs – 2nd graders

9. Artwork, crayon (medium cardstock, 8 ½ by 11 – inches)
10. Artwork, watercolor (medium cardstock, 8 ½ by 11 – inches)
11. Bead Craft
12. Bird House/Feeder – original design
13. Collection – General – rocks, small items, mounted and labeled on 11-inch wide x 18-inch long foam board
14. Collection – Cards – plastic sleeves in a binder/notebook
15. Pinewood Derby Car Only – BSA Regulations
16. Model Cars/Trucks/Motorcycles - mounted on 11-inches wide x 18-inches long x 6-inches high foam board
17. Cookies – any kind, 3 on a plate

Bear Cubs – 3rd graders

18. Artwork, pencil (medium cardstock, 8 ½ by 11 – inches)
19. Artwork, pen (medium cardstock, 8 ½ by 11 – inches)
20. Artwork, watercolor (medium cardstock, 8 ½ by 11 – inches)
21. Bead Craft
22. Birdhouse/Feeder – original design
23. Collection – General – rocks, small items, mounted and labeled on 11-inch wide x 18-inch long foam board
24. Collection – Cards – plastic sleeves in a binder/notebook
25. Pinewood Derby Car Only – BSA Regulations
26. Model Cars/Trucks/Motorcycles - mounted on 11-inches wide x 18-inches long

x 6-inches high foam board

27. Cookies – any kind, 3 on a plate

Webelos - 4th and 5th graders

28. Artwork, pencil (medium cardstock, 8 ½ by 11 – inches)
29. Artwork, pen (medium cardstock, 8 ½ by 11 – inches)
30. Artwork, collage – mounted on white posterboard
31. Artwork, Clay
32. Bead Work
33. Birdhouse/Feeder – original design
34. Collection – General – rocks, small items, mounted and labeled on 11-inch wide x 18-inch long foam board
35. Collection – Cards – plastic sleeves in a binder/notebook
36. Indian Lore
37. Lego® – Kit no larger than 12” wide x 18” long x 9” high mounted on foam board
38. Lego® – Original Design no larger than 12” wide x 18” long x 9” high mounted on foam board
39. Pinewood Derby Car Only – BSA Regulations
40. Plaster Casting – labeled
41. Wood Project
42. Cookies – any kind, 3 on a plate

Boy Scouts

43. Artwork – Ink, Pencil, Charcoal, Watercolor
44. Basketry
45. Braiding – Rope, Survival Bracelet, etc.
46. Cakes – decorated on cake board, no larger than 9” x 13”. Recipe included on a 4x5-inch index card with name, address, phone number.
47. Cookies – 4 cookies on a paper plate - Recipe included on a 4x5-inch index card with name, address, phone number.
48. Collection, General – no Legos or Bionicles
49. Electrical Project
50. Emergency Preparedness – Chart/Display Board with explanation of what to do in basic emergencies as put forth in the Emergency Preparedness Merit Badge book.
51. First Aid Kit – Basic/Complex First Aid Kit for use in vehicle/hiking/ camping/home
52. Indian Lore – Accessories/Clothing
53. Knot Board – Minimum of 6 knots – board not to exceed 2’ by 2’
54. Leatherwork – belt, bracelet, pouch, etc.
55. Metal work
56. Models – cars, trucks, boats, planes, motorcycles
57. Naturalists/Forester/Conservation – display information on Native Trees and Plants with conservation plan
58. Photography – Scouts in Action, animals, scenery, people, misc.
59. Rocketry – Build a rocket, explain the parts of the rocket, and describe the launch sequence of your rocket
60. Woodworking
61. Woodcarving – must be done by scout, either original design or from pattern

Department P - Girl Scouts

Superintendents: Jackie Olson

Location: Community Building
Grand Champion and Reserve Grand Champion ribbon

1. Exhibitor may enter one exhibit per class.
2. Entries are entered from 8 a.m. to noon, first day of the Anderson County Fair. Judging will start at 2 pm.
3. Articles must be made during the last year and never shown at the Anderson County Fair.
4. Exhibits must be made by the exhibitor.
5. Superintendents can add fair classes for quality exhibits when there are no appropriate classes.
6. Exhibitor must be a registered Scout through Girl Scouts of the USA.

Daisys – Kindergarten and 1st graders

1. Artwork, chalk – medium cardstock 8 ½ x 11-inches
2. Artwork, crayon – medium cardstock 8 ½ x 11-inches
3. Artwork, watercolor – medium cardstock 8 ½ x 11-inches
4. T-shirts – painted or decorated
5. Cookies – 4 cookies on paper plate inside gallon Ziploc bag with recipe
6. Collection, General – rocks, small items mounted and labeled on 11 wide x 19-inches long foam board
7. Sand Art
8. Mosaic Design Kit – instructions and picture included
9. Mosaic Design Original

Brownies – 2nd and 3rd graders

10. Artwork, chalk – medium cardstock 8 ½ x 11-inches
11. Artwork, crayon – medium cardstock 8 ½ x 11-inches
12. Artwork, watercolor – medium cardstock 8 ½ x 11-inches
13. Cookies 4 cookies on a paper plate inside gallon Ziploc bag with recipe
14. Collection, General – rocks, small items mounted and labeled on 11 wide x 19-inches long foam board
15. Cookies – 4 cookies on paper plate inside gallon Ziploc bag with recipe
16. Mosaic Design Original
17. Camp/Outdoor Accessories – caps, sit upon, etc.
18. T-shirts – painted or decorated
19. Toys, from nature – rock animal, etc.
20. Toys, homemade – puppet, yard doll, etc.
21. Sand Art

Juniors – 4th and 5th graders

22. Artwork, pencil – medium cardstock 8 ½ x 11-inches
23. Artwork, watercolor – medium cardstock 8 ½ x 11-inches
24. Artwork, – collage – mounted on white poster board
25. Jewelry, original – labeled, must be in quart size Ziploc bag
26. Collection, General – rocks, small items mounted and labeled on 11 wide x

19-inches long foam board

27. Cookies – 4 cookies on paper plate inside gallon Ziploc bag with recipe included
28. Candy – 4 pieces on paper plate inside gallon Ziploc bag with recipe included
29. Mosaic Design Original
30. Sewing – apron, lap quilt, pillow, doll clothes, etc.
31. Sand Art

Cadets – 6th and 7th graders

32. Artwork, pencil – medium cardstock 8 ½ x 11-inches
33. Artwork, watercolor – medium cardstock 8 ½ x 11-inches
34. Oil Pastel drawing
35. Artwork, – collage – mounted on white poster board
36. Jewelry, original – labeled, must be in quart size Ziploc bag
37. Collection, General – rocks, small items mounted and labeled on 11 wide x 19-inches long foam board
38. Cookies – 4 cookies on paper plate inside gallon Ziploc bag with recipe included
39. Candy – 4 pieces on paper plate inside gallon Ziploc bag with recipe included
40. Mosaic Design Original
41. Sewing – apron, lap quilt, pillow, doll clothes, etc.
42. T-shirt – painted or decorated
43. Sand Art

Open Class Premiums

Large Livestock: Blue - \$5.00, Red - \$4.00, White - \$3.00

Small Livestock (Poultry & Rabbits): Blue – \$2.50, Red - \$2.00, White - \$1.50

Non-Livestock: Blue - \$2.50, Red - \$1.50, White - \$1.00

4-H & FFA Premiums

Large Livestock: Blue - \$5.00, Red - \$4.00, White - \$3.00

Small Livestock (Poultry & Rabbits): Blue - \$2.50, Red - \$2.00, White - \$1.50

Non-Livestock: Blue - \$2.50, Red - \$1.50, White - \$1.00

4-H and FFA



4-H and FFA Work K-State Research and Extension Frontier Extension District

Janae McNally, District Extension Agent, 4-H Youth Development

Katie Gilbreth, District 4-H Program Assistant, Anderson County

Chelsea Richmond, District Extension Agent, Family & Consumer Sciences

Kansas FFA Organization

Jeff Gillespie, Anderson County Chapter FFA Advisor

Hannah Boehm, Crest Chapter FFA Advisor

See General Rules

1. Competitions open only to bonafide 4-H Club members and FFA members of Anderson County.
2. All exhibitors must be 7-18 years old on Jan. 1 of the current year. Youth whose 19th birthday comes before Jan. 1 of the current year are ineligible to compete in county, state, or national contest, awards or recognition programs.
3. Pre-entry of exhibits and booths must be made by July 1 online at <http://andersoncofair.fairentry.com>. A \$25 late fee will be charged after July 1.
4. Exhibits will be received beginning at 8:00 a.m. and close at noon, Tuesday, August 2.
5. Club members exhibit only in those phases of project work in which they are enrolled.
6. Exhibits will be released Friday, August 5, 12:00 p.m. to 5:00 p.m.
7. All exhibits will be placed on the blue, red, white rating system, except judging contests. Amounts of money to be awarded per ribbon are indicated in each department.
8. All exhibits will receive ribbons according to determination of the judge. Decision of judge is final.
9. Every exhibitor must show his or her own animal. In case of two entries or sickness, a substitute may show, with the consent of the 4-H member and the department chairman. In showmanship, each exhibitor must show an animal that they own/have exhibited themselves.
10. In all livestock divisions, if there are less than four animals of a particular breed, the superintendent may decide whether the numbers warrant their own class. If there are four or more animals of a breed, then a breed class must be held.
11. All animals shall be free of clinical signs of infectious or contagious disease and are subject to examination by the exhibition staff or their representative.

12. Cattle determined by exhibition staff to have lesions of ringworm, warts or infested with mange will not be permitted to exhibit.
13. Sheep shall be free of any signs of “sore mouth” or signs of active fungal (ringworm) infection, including club lamb fungus.
14. Goats determined by exhibition staff to have sore mouth, lesions of ringworm, warts or infested with mange will not be permitted to exhibit.
15. Clubs each day will be responsible for cleaning the area around the show barn and food stand between 3:00 p.m. and 5:00 p.m.
16. Beef, dairy, sheep and swine will be stalled according to club groups. No reserved stalls – superintendent assignments.
17. All 4-H horses must have a valid 4-H identification paper to exhibit at the fair on file with the County Extension Office by May 1 of current year.
18. Stall cards must be used for all livestock.
19. Exhibitors are to provide their own bedding.
20. All livestock pens will be cleaned twice daily prior to 6:00 p.m.
21. No loose bedding will be allowed in swine pens during the County Fair. Members may use rubber mats. Sheep and goats will still be allowed to use loose bedding, despite which pen is assigned.
22. Due to space constraints, blocking chutes and show boxes must be placed out of the tie area.
23. Livestock fair weigh-in schedule on Monday of the fair will be as follows:
6:00 – 8:00 p.m. Market Beef
5:00-7:00 p.m. Market Hogs
5:00-7:00p.m. Market Lambs/Meat Goats
24. 4-H/FFA members are strongly encouraged to do all their own work including fitting.
25. Copyright Laws: Exhibitors should avoid using copyrighted materials whenever possible by originating his/her own work. Exhibitors should use with extreme caution copyrighted and/or trademarked products or services (a brand name, label or product). A disclaimer that the conclusions are those of the participant and not those of K-State Research & Extension must be used with copyrighted materials or trademarked products.

Youth Fair Livestock Sale

26. 4-H members must have attended at least 4 of their club’s regular meetings from October 2016 to July 2017 to sell in the premium auction. FFA members must have attended at least 50% of their chapter meetings from September 2016 to July 2017 to sell livestock in the premium auction. College students must attend at least 2 meetings to be eligible to sell.
27. All 4-H/FFA livestock ear tags will be purchased at the pre-fair weigh-in.
28. Each exhibitor will be permitted to sell two animals of a different species. Each exhibitor who will sell livestock will be responsible for contacting the superintendent of the division immediately after showing. 4-H and FFA members retain their right not to sell livestock in the fair sale.
29. Each member must sell his or her own animal unless sickness or death in the family occurs. Permission must be given by a grievance committee and department head.

30. Champion and reserve champion poultry and rabbit meat pens are eligible for the livestock sale. They will be counted toward the two species maximum.
31. There will be \$15.00 deducted from the sale price to cover the buyers' dinner and facility improvements for each market steer, market lamb, market hog and meat goat sold. There will be \$5.00 deducted from the sale price to cover buyer ribbon for each rabbit & poultry meat pen sold. Market steers processed at Tyson will have an additional deduction for carcass grading and transportation (total # of head / fee). Animals for the sale must have pre-shrink scale weight of:
 Steers – 1100 lbs Market Hogs – 225 lbs Market Lambs – 100 lbs
 Market Heifers – 1000 lbs Meat Goats – 60 lbs and retained milk teeth
32. The 2017 sale order will be 1. Meat Pen Poultry, 2. Meat Pen Rabbit, 3. Beef, 4. Sheep, 5. Meat Goats, 6. Swine. Grand and Reserve Champions of each species will be selling at the beginning of the auction.
33. All additional animals not eligible for the sale may be handled in the following manner: take the animal home; sell to the base bid buyer who set the floor or private sale by owner.
34. The premium sale buyer can choose to ship livestock to the base bid buyer and only pay the premium bid or gain ownership of the animal by paying both the premium and base bid. Premiums are due to the 4-H/FFA member. Base bids are due the evening of the sale. Make base bid payment to the sale clerk and checks should be payable to the Anderson County Fair Sale.
35. All base bid funds will be disbursed approximately 2 weeks after the sale (or when all payments are collected) to the 4-H/FFA member at the Extension Office.
36. The Anderson County Fair Board is not responsible to locate youth to line up for the livestock sale. If members are not available, they will be skipped and will lose the privilege to sell.

4-H Clean-up Schedule

Keeping the fairgrounds tidy comes with the privilege of being able to participate in fair activities.

Morning clean-up should be done before 11 AM. Evening clean-up should be done before 7 PM, except for the night of the sale.

Monday	AM.....PM – Cherry Mound
Tuesday	AM – Dynamite.....PM – Lucky 13
Wednesday	AM – Star Shooting.....PM - Seekers Not Slackers
Thursday	AM – Cherry Mound.....PM - Dynamite
Friday	AM – Lucky 13.....PM – SNS/SS (after sale)
Saturday	4:30 PM all clubs

Herdsmanship Contest

Superintendent: Donna Scott

Traveling Trophy and Club/Chapter Food Party

1. Herdsmanship is judged as a club exhibit and each club and chapter represented will compete for the herdsmanship trophy. Species included are beef, dairy, swine, goat, sheep, rabbits and poultry.
2. Displays will be judged throughout the fair. Inspections are to be unannounced and unscheduled, but not while animals are being shown.

Scoring

1. **Attractiveness** – 25 points; Pens and group properly identified with exhibitor names and stall card info. Exhibits organized, attractive and eye-catching.
2. **Management** – 25 points; Clean animals and pens, neat tack storage out of public way, animal care and handling, good sportsmanship and public courtesy.
3. **Safety** – 20 points; Members implement safe practices for public and animals including proper penning/tying, regular animal checks and clear walkways.
4. **Education** – 15 points; Neatly presented, easy to read, informative and accurate.
5. **Fair set-up/preparation** – 10 points
6. **Fair Cleanliness** – 5 points; this is based off the cleaning schedule.

Livestock Judging

Thursday, July 27,

~11:00 a.m.

Livestock Arena

4-H and FFA Beef – Dept. 1
Superintendents: Bill Pracht and Tim Benton
Assistants: Tom Peine, Jess Rockers
Champion steer and breeding heifer/cow each breed
Grand Champion Market Beef
Supreme Champion Breeding Beef
Champion Showmanship each age section

1. Breed for market livestock is determined at the pre-fair weigh-in and cannot be changed by the exhibitor after that time. A screening committee will check each animal for correct breed determination. Screening committee can request proof of breed or change breed determination if found to be in error up to 30 minutes prior to show time. Although steers and heifers are not required to be registered, blood percentage requirements for the respective breed registries should be followed in breed determination.
2. Steers will be shown by breed. Market heifers will only be shown by weight class. Breeding heifers will be shown by breed and age.
3. Limit of two market beef per breed per exhibitor.
4. Steers must weigh a minimum of 1,100 pounds and market heifers must weigh a minimum of 1,000 pounds to qualify for the livestock premium sale.
5. Showmanship age is as of January 1 of current year.

Sections:

Breeds:

1. Angus
2. Charolais
3. Chianina
4. Gelbvieh
5. Hereford
6. Limousin
7. Maine-Anjou

8. Shorthorn
9. Simmental
10. Other Breeds
11. Crossbred
12. All Market Heifers (not shown by breed)
13. All Born and Bred Beef (for that class)

Showmanship Ages:

14. Senior, 14+
15. Intermediate, 11-13
16. Junior, 7-10

Classes:

1. Market Steer
2. Market Heifer
3. Anderson County Born and Bred Market Beef
4. Breeding Heifer, Junior calf, born after 1/1 current year
5. Breeding Heifer, Senior calf, 9/1 to 12/31 previous year
6. Breeding Heifer, Summer yearling, 5/1 to 8/31 previous year
7. Breeding Heifer, Junior yearling, 1/1 to 4/30 previous year
8. Breeding Heifer, Senior yearling, 9/1 to 12/31 2-years previous
9. Cow, born before 9/1 2-years previous
10. Beef Showmanship

4-H Bucket Calf – Dept. 2

Superintendent: Bill Pracht

Champion each class

1. Judging will be based on interview, showmanship and handling, not quality of animal.
2. Dairy animals are to be shown as dairy animals.
3. Beef and crossbred animals are to be shown as beef animals.
4. Bucket calves are not eligible to show in showmanship or in the breeding show of the 4-H/FFA or open class beef show.
5. Each member can only enter and exhibit one bucket calf.

Sections:

1. 7 to 9 year old exhibitors
2. 10 to 12 year old exhibitors

Classes:

1. Bucket calf

4-H and FFA Dairy – Dept. 3

Superintendent: Margie Bunnell

Champion each breed

Supreme Champion Dairy Cattle

Champion Showmanship each age section

1. Show order to be determined by superintendent.
2. Lactating cows may be brought to the fair the morning of the show and may leave following the completion of the show.

Sections:

Breeds:

1. Ayrshire
2. Holstein
3. Jersey
4. Other Breeds

Showmanship Ages:

5. Senior, 14+
6. Intermediate, 11-13
7. Junior, 7-10

Classes:

1. Junior calf, born after 3/1 current year
2. Heifer calf, 9/1 prev. year to 2/29 current year
3. Junior yearling, 3/1 prev. year to 8/31 prev. yr
4. Senior yearling, 9/1 2-yrs prev. to 2/29 prev. yr
5. Two year old cow
6. Three year old cow
7. Four year old cow
8. Aged cow, 5+ years
9. Three best animals
10. Dairy beef
11. Dairy Cattle Showmanship

4-H and FFA Dairy Goats – Dept. 4

Superintendent: Sandi Otipoby

Champion each breed

Supreme Champion Dairy Goat

Champion Showmanship each age section

1. Junior doe is not in milk and not previously freshened
2. Senior doe is in milk and/or previously freshened

Sections:

Breeds:

1. LaMancha
2. Nubian
3. Oberhasli
4. Saanen
5. Grades and Recorded Grades

Showmanship Ages:

6. Senior, 14+
7. Intermediate, 11-13
8. Junior, 7-10

Classes:

1. Junior Doe, Birth and under 5 months
2. Junior Doe, 5 months and under 12 months
3. Junior Doe, 12 months and under 24 months
4. Senior Doe, Under 2 years
5. Senior Doe, 2 years and over
6. Dairy Goat Showmanship

4-H Horse – Dept. 5

Superintendent: Curtis and Jenny Hughes

Champion each breed-type at halter

Grand Champion at halter

Champion each age class in performance

Champion Showmanship each age class

1. 4-H horses will check-in between 7:30 a.m. and 8:30 a.m. on Thursday of fair week. Check with show secretary for directions.
2. 4-H horse dress code will be observed.
3. A properly executed identification certificate identifying the horse the 4-H member will exhibit or ride must be presented to officials at the time of check-in. This certificate must be completed by May 1.
4. All horses should be accompanied by a negative EIA (coggins test, issued within 12 months of exhibit). This should be made available to officials at check-in or upon request.
5. All classes will be held in accordance with the Kansas 4-H Horse Show Rule Book.
6. If there are less than 3 participants in a performance class, the judging may be combined with other age groups at the judge's discretion. Participants will still receive individual class awards.
7. Stock-Type horse breeds are Quarter Horse, Appaloosa, Paint, Buckskin, Palomino, etc.
8. Non-Stock-Type horse breeds are Arabian, Morgan, Thoroughbred, American Saddlebred, etc.

Sections:

Halter:

1. Stock-Type
2. Non-Stock-Type
3. Pony
4. Mule
5. Horse Showmanship

Performance:

6. Horsemanship
7. Western Pleasure
8. Reining
9. Trail
10. English Pleasure
11. Barrel Racing
12. Pole Bending

Classes:

Halter:

1. Weanling
2. Yearling – 2 year old gelding
3. Yearling – 2 year old mare
4. 3 years - + gelding
5. 3 years - + mare

Showmanship and Performance Ages:

6. Senior, 14+
7. Intermediate, 11-13
8. Junior, 7-10

4-H and FFA Meat Goats – Dept. 6

Superintendents: Karen Gillespie

Grand Champion Market Meat Goat

Supreme Champion Breeding Meat Goat

Champion Meat Goat Showmanship each age division

1. Meat goats must be slick shorn above the knees.
2. Horns must be bunted or goat dehorned.
3. Market meat goats must weigh a minimum of 60 pounds and all milk teeth must be present to qualify for the livestock premium sale.
4. New 2014, meat goats may be braced. Goats must be shown with all four feet on the ground. Exhibitors may use a collar, a collar with a short lead, or a halter when showing. Medium (3 mm or smaller) pinch collars will be allowed.
5. Classes will be broken on weight or age, not breed.
6. Showmanship age is as of January 1 of current year.

Sections:

1. Meat Goat

Showmanship Ages:

2. Senior, 14+
3. Intermediate, 11-13
4. Junior, 7-10

Classes:

1. Market Meat Goat
2. Breeding Meat Goat, age 0-6 months
3. Breeding Meat Goat, age 7-12 months
4. Breeding Meat Goat, age 13 months to 24 months
5. Breeding Meat Goat, age 25 months and older
6. Meat Goat Showmanship

4-H and FFA Poultry – Dept. 7

Superintendent: Rick Sumner

Champion each section under chickens and other

Grand Champion Poultry

Champion Poultry Showmanship each age division

1. All poultry must be entered by 11:30 a.m., Tuesday of fair week. Judging will begin after rabbits (approximately 2:30 p.m.)
2. Any poultry exhibits must meet the Breed Standard as listed in the Poultry Standard of Perfection.
3. Poultry showing symptoms of disease or infection of any type will be denied entrance.
4. Each exhibitor is responsible for the care and feeding of his/her birds.
5. Exhibitors may have up to 20 total birds.
6. Testing for Pullorum disease for exhibition poultry is required every year. A certified tester will be available on a designated date before the fair or individuals can ensure the testing is done and paperwork is provided at the time of entry. Testing is not required for waterfowl or pigeons.

Sections:

Chickens:

1. Large Fowl
2. Bantams
3. Production Pullet Pen
4. Production Hen Pen
5. Meat Pen

Other:

6. Turkeys
7. Ducks
8. Geese
9. Other Poultry

Showmanship Ages:

10. Senior, 14+
11. Intermediate, 11-13
12. Junior, 7-10

Classes:

Chickens:

1. Cock, hatched prior to Jan. 1 of current year
2. Cockerel, hatched after Jan. 1 of current year
3. Hen, hatched prior to Jan. 1 of current year
4. Pullet, hatched after Jan. 1 of current year
5. Pens of three, all same sex

Other:

6. Male (tom, drake, gander or cock) less than one year
7. Male (tom, drake, gander or cock) one year or older
8. Female (hen or goose) less than one year
9. Female (hen or goose) one year or older
10. Poultry Showmanship (any poultry species)

4-H and FFA Rabbits – Dept. 8

Superintendent: Rick Sumner

Champion each breed

Grand Champion Rabbit

Champion Rabbit Showmanship each age division

1. All rabbits must be entered by 11:30 a.m., Tuesday of fair week. Judging begins at 12:00 p.m.
2. Only rabbits of outstanding quality, health and vigor will be allowed to enter.
3. Each exhibitor is responsible for the care of his/her rabbits. Two entries per class allowed.
4. Only breeds recognized by the American Rabbit Breeders Association are eligible for Grand Champion rabbit overall and to exhibit at the State Fair.
5. Each rabbit is to be legibly and permanently tattooed in its left ear for identification.
6. Senior rabbits are eight months of age and over for breeds with Intermediate classes; six months and over for all other breeds.
7. Intermediate rabbits are six to eight months of age only for breeds designated with a * or ▲.
8. Junior rabbits are under six months of age all breeds. Designated breeds eligible for pre-junior (under three months)
9. Pre-Junior rabbits are under three months of age only for breeds designated with a *.

Sections:

Breeds:

- | | |
|-----------------------------|--------------------|
| 1. Checkered Giant* | 7. Mini Lop |
| 2. Californian* | 8. New Zealand* |
| 3. Dutch | 9. Rex |
| 4. Flemish Giant ▲ | 10. Satins* |
| 5. Himalayan | 11. Other Breeds |
| 6. Lop (English & French ▲) | 12. Crossbred |
| | 13. Argente Braun* |

Showmanship Ages:

14. Senior, 14+
15. Intermediate, 11-13
16. Junior, 7-10

Classes:

1. Senior Buck
2. Senior Doe
3. Intermediate Buck (* or ▲ only)
4. Intermediate Doe (* or ▲ only)
5. Junior Buck
6. Junior Doe
7. Pre-Junior Buck (* only)
8. Pre-Junior Doe (* only)
9. Meat Pen
10. Rabbit Showmanship

4-H and FFA Sheep – Dept. 9

Superintendent: Jody Newton

Champion market lamb each breed

Grand Champion Market Lamb

Supreme Champion Breeding Ewe

Champion Showmanship each age section

1. Sheep pens must be cleaned twice daily prior to 6:00 p.m.
2. Two entries per breed, per exhibitor allowed.
3. At the time of weigh-in and showing, all market lambs must be slick shorn with an even length of wool covering the hock and knee. Wool length should not exceed 0.2 of an inch. Unsheared sheep will not be entered.
4. Show order to be determined by superintendents.
5. Market lambs will not be allowed to re-weigh once they have checked in. Market lambs must weigh a minimum of 100 pounds to qualify for the livestock premium sale.
6. Breed for market livestock is determined at the pre-fair weigh-in and cannot be changed by the exhibitor after that time. A screening committee will check each animal for correct breed determination. Screening committee can request proof of breed or change breed determination if found to be in error up to 30 minutes prior to show time.

Sections:

Breeds:

- | | |
|------------------|----------------------|
| 1. Dorset | 5. Other Breed |
| 2. Hampshire | 6. Crossbred |
| 3. Speckled Face | 7. Natural |
| 4. Suffolk | 8. All Breeding Ewes |

Showmanship Ages:

9. Senior, 14+
10. Intermediate, 11-13
11. Junior, 7-10

Classes:

1. Market Lamb
2. Spring Ewe Lamb
3. Yearling ewe
4. Aged ewe
5. Sheep Showmanship

4-H and FFA Swine – Dept. 10

Superintendent: Derek Hermreck

Assistant: Jennifer and Guy Young

Champion market hog each breed

Grand Champion Market Hog

Supreme Champion Breeding Gilt

Champion Showmanship each age section

1. Hogs may be check in from 8:00 a.m. to 11:00 a.m. Tuesday of fair week.
2. All swine pens must be cleaned a minimum of twice daily prior to 6:00 p.m.
3. No loose bedding will be allowed in swine pens during the County Fair.
4. Two entries per breed, per exhibitor allowed.
5. Market hogs must weigh at least 225 pounds to qualify for the livestock premium sale. Breeding gilts are not eligible for the premium sale.
6. Market hogs will not be allowed to re-weigh once they have checked in.
7. As deemed appropriate by superintendent and if space constraints require, breeding gilts will be brought in day of show and removed following the swine show.
8. Breed for market livestock is determined at the pre-fair weigh-in and cannot be changed by the exhibitor after that time. A screening committee will check each animal for correct breed determination. Screening committee can request proof of breed or change breed determination if found to be in error up to 30 minutes prior to show time.

Sections:

Breeds:

- | | |
|------------------|-----------------------|
| 1. Chester White | 5. Yorkshire |
| 2. Duroc | 6. Other Breeds |
| 3. Hampshire | 7. Crossbred |
| 4. Spot | 8. All Breeding Gilts |

Showmanship Ages:

9. Senior, 14+
10. Intermediate, 11-13
11. Junior, 7-10

Classes:

1. Market Hog
2. Breeding Gilt, Jan 1 to Feb 14
3. Breeding Gilt, Feb 15 to Mar 31
4. Swine Showmanship

Round Robin – Dept. 11

Friday, 9:00 a.m.

1. Round Robin showmanship contest is for intermediate and senior age species champions in beef, dairy cattle, dairy goats, horse, meat goats, sheep and swine.
2. Junior may show in Intermediate section. If they show in Intermediate section, they may show in the Round Robin.
3. If any individual wins more than one department species of the showmanship contest, he or she will choose the category in which they wish to show. The second place winner will show from the department(s) not selected by the winner.
4. Must show same animal in Round Robin as in species showmanship class.

Cloverbud Showcase – Dept. 12

Superintendents: Heather Corley and Jerry Jones

1. Cloverbud members may exhibit or showcase activity-related items from their Cloverbuds' experiences. Cloverbud members may not participate as a competitive exhibitor and are not eligible to receive premiums or awards that are given in traditional 4-H events. Cloverbuds will receive participation ribbons.
2. Please label exhibit with name and phone number (small piece of masking tape).
3. Exhibit suggestions: poster, Cloverbud Memory Book, Scrapbook page, Craft item, cereal snack – ½ cup in zip loc bag, 3 no bake cookies on a paper plate in a zip loc bag.
4. Cloverbuds limited to 10 quality exhibits. Cloverbuds need to sign in their display items on a publicity sheet (name and exhibit).

Class:

1. Cloverbud Exhibit

4-H Banners – Dept. 13

Superintendents: Rebecca Sprague and Kendra Hermreck

Grand Champion and Reserve Grand Champion Ribbons

Banners will not be eligible for State Fair

1. Banners **must** be pre-entered at the Extension Office
2. Banners should illustrate a phase of 4-H work.
3. Avoid using copyright materials by using original work. Banners using copyrighted and/or trademark materials utilized to endorse or promote instead of educate will be disqualified and not displayed.
4. Dimensions - no less than 12 and no more than 16 square foot; minimum of 3-foot long on one side. **3' x 4'** Banners must be hung on wooden dowels. A 6-inch long wire or chain will be fastened to each end dowel rod for hanging purposes.
5. Attach label to lower front left-hand corner of the banner (as you face) with name of Club and County in 2-inch high letters.

Sections:

1. 4-H Club Banner
2. 4-H Conservation Banner

4-H Clothing – Dept. 14

Superintendents: Rebecca Sprague and
Kendra Hermreck

Grand Champion and Reserve Grand Champion Ribbons

1. There is no limit to the number of articles, garments or outfits a 4-Her may enter.
2. Label each item of clothing by using a 3"x2" piece of fabric (muslin or old sheet) and with permanent marker write: name, address, and project level. Sew label in garment or use small safety pins to attach to the inside of the back of garment; **do not use straight pins.**
3. Place garment on hanger with hook towards right shoulder of the garment. To keep clothing clean, place in clear dry cleaner bag.
4. Educational exhibits – share what you have learned in this project. Posters (22"x28") and notebooks. No card table displays. If the exhibit is a display, maximum size is not to exceed a standard commercial 3' x 4' tri-fold-display board. Name and county/district must be clearly marked on educational exhibits.
5. Purchased garments must have an attached page tied to the hanger using string with the following information: photo of 4-Her wearing garment(s), written explanation of the thought process – why was the garment needed, what considerations did you use when you purchased the garment(s), and an itemized cost of the garment(s).
6. Recycled Clothing Project – An item made of at least 50% recycled material (recycled means reusing an existing item in a new way). Could be remaking/redesigning a garment, re-purposing a clothing item for a new use, etc. Must include sewing of some kind. A 3"x5" index card **MUST** accompany entry describing the recycled materials and how they were used in the item.
7. Clothing will be judged during Saturday pre-fair judging at Anderson County Jr/Sr High School from 8:30 am – 12 noon.
8. Purchased garments are not eligible for the Kansas State Fair.

Sections:

1. Constructed item, article, garment, or outfit 3 years or less in project
2. Constructed item, article, garment, or outfit 4 or more years in project
3. Purchased garment or outfit 3 years or less in project
4. Purchased garment or outfit 4 or more years in project
5. Educational exhibit
6. Recycled Garment Project

4-H & FFA Crops – Dept. 15

Superintendents: Gayla & Grant Corley, Gaylene Comfort
Grand Champion and Reserve Grand Champion Ribbons

1. Label exhibits with variety name.
2. Two entries per section allowed.
3. Classes 15 and 16 are not eligible for Kansas State Fair.

Sections:

1. White Corn, 10 ears
2. Yellow Corn, 10 ears
3. Hybrid grain sorghums, 10 heads
4. Other grain sorghums, 10 heads
5. Alfalfa hay, one flake tied two directions
6. Native grass hay, one flake tied two directions
7. Brome grass hay, one flake tied two directions
8. Fescue hay, one flake tied two directions
9. Clover hay, one flake tied two directions
10. Soybeans, best 5 plants
11. Barley, one gallon
12. Wheat, one gallon
13. Soybeans, one gallon
14. Oats, one gallon
15. Farm display of 3-5 items grown by exhibitor.
16. Display of 3 different varieties of hay; 3 flakes each tied two directions.
17. Weed Control Exhibit, include the following four items:
 1. Collect, identify, press, mount, and label 15 weeds. Include roots, stems, leaves, and flowers if possible. Three of the weeds must be noxious weeds preferably found in your home county. A standard 9"x12" scrapbook may be used to permanently mount your weed specimens. Identify the scrapbook with name and county on the inside front cover.
 2. Prepare a list of the weeds mounted, showing common name, scientific name, and where it was found. Place the list in a specially identified section of the scrapbook.
 3. Collect and identify weed seeds found in crop seeds. Mount them for display purposes. Place them in a specially identified section of the scrapbook.
 4. Write a 300 word story on "How We Control Weeds on Our Farm" if you live on a farm. Other members can write "How We Control Weeds at Home". The story must show definite methods used to control weeds.

4-H Energy Management – Dept. 16

Superintendents: Brandon Palmer and Brendan Hasty

Champion and Reserve Grand Champion Ribbons

1. 4-Hers may exhibit one article per section.
2. A sheet of operating instructions must be furnished for any exhibit not self-explanatory.
3. Exhibit must be operable. If battery power is required, batteries must be furnished.
4. Any project with a complexity of size or electronics must have (a) instructions for assembly & use, and (b) equipment available at the time of judging for actual testing of the exhibit.
5. No hand dipped solder may be used on exhibits.

Section 1: Electrical and Electronics

Classes:

1. AC Electric Projects. Electric projects with a 110 or 120 V alternating current (AC) power source. Some project examples are household wiring demonstrations, small appliances extension cords, trouble lights, indoor or outdoor wiring boards, or shop lights. Projects may be a restoration or original construction. The project must be operational and meet minimum safety standards. AC projects must be 110/120 V, no 240 V exhibits are allowed, and must be constructed such that the judges have access to examine the quality of workmanship.
2. DC Electric Projects. Electric projects with a battery or direct current power source. This class includes electric kits or original projects. This class also includes demonstration DC powered project. Examples include: wiring two or three way switches, difference between series/parallel lighting circuits or wiring doorbells switches. All DC electric projects must work with batteries supplied by 4-H'er. Projects must be constructed such that the judges have access to examine the quality of wiring workmanship.
3. Electronics Projects. Electronic projects with a battery or direct current power source. This class includes electronic kits or original projects. Examples include radios, telephones, toy robots, light meters, security systems, etc. May be constructed using printed circuit board, wire wrap, or breadboard techniques. Include instruction/assembly manual if from a kit. Include plans if an original project. Projects must be constructed such that the judges have access to examine the quality of wiring workmanship.
4. Educational Displays and Exhibits. The purpose of the educational display and exhibit is to educate the viewer about a specific area of the 4-H electrical or electronics project. The display or exhibit should illustrate one basic idea. This class includes any educational displays, exhibits or science fair type projects which DO NOT have a power source, i.e. exhibits, posters or displays of wire types, conduit types, electrical safety, tool or motor parts identification or electrical terminology. Educational displays and exhibits must be legible from a distance of four feet, using a maximum tri-fold size of 3' x 4'.

Section 2: Small Engines

- All exhibits should involve engines smaller than 20 horsepower.
- Engine should contain NO fuel in tank or carburetor
- Displays are limited to 4' wide and 4' deep - both upright and floor displays.

Classes:

1. **DISPLAY** - Exhibit a display, selecting one of the following options: 1) a display identifying different engine or lawn and garden equipment parts or a display showing the function of the various engine or lawn and garden equipment parts; OR 2) a display identifying and explaining the function(s) of different special tools needed for small engine work; OR 3) a display illustrating and providing the results of any one of experiments that are included in the project books. No complete engines, lawn tractors, tillers, chainsaws are permitted for display. Maximum tri-fold size is 3' x 4'.
2. **MAINTENANCE** - Exhibit a display that illustrates either 1) Routine maintenance procedures OR 2) Diagnosing and troubleshooting specific problems in an engine. No complete engines, lawn tractors, tillers, chainsaws, etc. are permitted for display, using a maximum tri-fold size of 3' x 4'.
3. **OPERATION** - Exhibit an operable small engine (no more than 20 HP) overhauled or rebuilt by the member. Include maintenance schedule for the engine and a brief description of steps taken by the member overhauling or rebuilding the engine. Maximum tri-fold size is 3' x 4'.

Section 3: Alternative Energy

- All exhibits in this division are limited in size to standard, tri-fold, display boards (36" X 48") and items may not extend beyond 12" from the back board. All displays must be self-standing.

Classes:

1. **EDUCATIONAL DISPLAY** - Create an exhibit that addresses a focused topic related to power generated from a renewable energy source. The purpose of the exhibit is to inform and create awareness.
2. **EXPERIMENT** - Display an experiment addressing a problem or question related to power generated from a renewable energy source. Include hypothesis, background research, variables, a control, data, findings, conclusions and recommendations for future study.

4-H Entomology – Dept. 17

Superintendents: Riley Hedges

Grand Champion and Reserve Grand Champion Ribbons

COLLECTION CLASSES

General Guidelines

1. All entries should be submitted in an 18 x 24 x 3.5 inch wooden display box with a clear plastic top. Boxes can be handmade or purchased as long as they are of the correct size and do not have a glass top.
2. Identification should follow the taxonomy included in www.bugguide.net.
3. Each exhibitor is required to identify each box by placing an identification label bearing exhibitor's name, county or district, class and include the www.bugguide.net. One label goes in the upper left corner of the box (inside) and the other on the lower right corner of the box (outside). Arrange specimens in the box so it can be displayed lengthwise.
4. The number of orders, specimens (and families where required) must be included on the exhibitor's box identification label. Only adult specimens can be used in collection boxes.
5. The number of orders, specimens (and families where required) must be included on both of the exhibitor's box identification label. Only adult specimens can be used in collection boxes; however, one female and one male of a species correctly identified can be displayed.
6. Arrangement of specimens: The preferred method is to arrange the insects in groups or rows parallel to the short sides of the box. Arrangements that run lengthwise of the box are frequently downgraded in judging. Specimens are to be arranged by Order in the box, then family where required.
7. For each collection class, two labels will be centered on the pin beneath each specimen. First (closest to the specimen) is the common name label and the second label should include date/locality. Full county name, state abbreviation and collector name on the second label are required. The specimens should be collected by the exhibitor and should focus on Kansas. Insects may be collected from one county into bordering states and labeled accordingly. Other specimens from the continental United States may be included as long as properly labeled and placed in a separate section of the box labeled "Out of State Insects".
8. Emphasis in judging will be placed on the overall variety of insects represented in the collection, accuracy of identification, skill and technique acquired in mounting of specimens, and overall arrangement and appearance of the collection.
9. Specimens of soft bodied insects such as aphids, lice, termites, etc. should be exhibited in alcohol filled vials; however, the use of alcohol filled vials should be limited to only those specimens that lose their shape when pinned, since the vials pose a significant hazard to the rest of the collection if they become loose in transit.

Sections:

1. BEGINNING I ENTOMOLOGY COLLECTION

Display in one standard box a minimum of 50 and maximum of 125 species representing at least 7 orders. Follow the general guidelines listed for Collections. Members can exhibit in this class a maximum of 3 years, or until they receive a purple ribbon at the Kansas State Fair, whichever comes first.

2. BEGINNING II ENTOMOLOGY COLLECTION

Display in one standard box a minimum of 75 and maximum of 150 species representing at least 9 orders. Follow the general guidelines listed for Collections. Members can exhibit in this class a maximum of 3 years, or until they receive a purple ribbon at the Kansas State Fair, whichever comes first.

3. INTERMEDIATE ENTOMOLOGY COLLECTION

Display a minimum of 100 and a maximum of 300 species representing at least 10 orders. Two standard boxes can be used. Follow the general guidelines listed for Collections. In addition, family identification is required for all insects in any two of the following six orders:

“Insects in Kansas” book – Orthoptera, Hemiptera, Homoptera, Coleoptera, Hymenoptera, and/or Diptera or

“Insects in Kansas Book: 2016 Revised Taxonomy”, which follows www.bugguide.net - Odonata, Orthoptera, Hemiptera, Coleoptera, Hymenoptera, and/or Diptera

4. ADVANCED ENTOMOLOGY COLLECTION

Display a minimum of 150 and a maximum of 450 species representing at least 12 orders. Three standard boxes can be used. Follow the general guidelines listed for Collections. Family identification is required for all insects belonging to the six basic orders as outlined under the Intermediate phase. Only families in the above six orders will be counted for judging. Family identification of insects in the remaining orders is optional, but desirable as long as accuracy is maintained. On a piece of paper list what you did to improve your collection during the current year. Examples: what insects did you add or replace; what orders and/or families you added; what Leadership you provided in this project; and/or what insects you have studied. Attach paper to the back of one of the display boxes. Members may continue to exhibit in this class at the Kansas State Fair for an unrestricted number of years as long as they remain eligible for 4 H membership.

NOTEBOOK CLASSES

General Guidelines

1. Individual entries are to be placed for display in a three-ring notebook for competition.
2. Identification should follow the taxonomy included in www.bugguide.net.
3. 4-H'ers who have been previously enrolled in or are currently enrolled in the other phases of the Entomology project need to start with the Beginning Phase of Entomology Notebooks, not the Introductory phase.
4. Each exhibitor is required to identify the notebook by placing a Title Page in the front of the notebook bearing the exhibitor's name, county or district and

class. The number of orders, specimens and families (required in Intermediate and Advanced classes) must also be included on the Title Page.

5. Specimen pages should be grouped according to order and should include one page per species.
6. Date, common name, full county name, state abbreviation and collector name should be included for each species.
7. Specimen pages should have two different views of the insect if possible. If pictures are taken on different dates/localities, include information for both.
8. A divider page is to be placed in front of each order of insects with the order name printed on the tab for the page and also on the front of the divider page.
9. For the Intermediate and Advanced classes, insects are also to be grouped by family behind each order divider.
10. If the exhibitor has been in the same class for more than one year, a separate sheet of paper needs to be added stating how many years the exhibitor has been in this class of the project and what the exhibitor did this year to improve their notebook. Place the paper just behind the Title Page in the front of the notebook.

Sections:

5. INTRODUCTORY ENTOMOLOGY NOTEBOOK

Display a minimum of 10 and a maximum of 30 insect species representing at least six different orders. Follow the general guidelines listed for Notebooks, including the Special Project. A 4-Her may exhibit in this class for a maximum of two years.

6. BEGINNING ENTOMOLOGY NOTEBOOK

Display a minimum of 20 and a maximum of 60 insect species representing at least seven different orders. Follow the general guidelines listed for all Notebooks, including the Special Project. Members can exhibit in this class a maximum of 3 years or until they receive a purple ribbon at the Kansas State Fair, whichever comes first.

7. INTERMEDIATE ENTOMOLOGY NOTEBOOK

Display a minimum of 60 and a maximum of 100 species representing at least nine orders. Follow the general guidelines listed for Notebooks, including the Special Project. In addition, family identification is required for all insects in any two of the following six orders:

“Insects in Kansas” book – Orthoptera, Hemiptera, Homoptera, Coleoptera, Hymenoptera, and/or Diptera or

“Insects in Kansas Book: 2016 Revised Taxonomy” which follows www.bugguide.net - Odonata, Orthoptera, Hemiptera, Coleoptera, Hymenoptera, and/or Diptera

A 4-Her may exhibit in this class for a maximum of three years. A 4-H'er may move up if they receive a purple ribbon.

8. ADVANCED ENTOMOLOGY NOTEBOOK

Display a minimum of 100 and a maximum of 200 species representing at least twelve orders. Follow the general rules listed for Notebooks, including the Special Project. In addition, family identification is required for all insects in the following six orders: Orthoptera, Hemiptera, Odonata, Coleoptera, Diptera, and Hymenoptera. Family identification in the remaining orders is optional, but desirable as long as accuracy is

maintained. Members may continue to exhibit in this class for an unrestricted number of years as long as they remain eligible for 4-H membership.

EDUCATIONAL DISPLAY CLASSES

General Guidelines

1. All entries should be submitted in an 18 x 24 x 3.5 inch wooden display box with a clear plastic top. Boxes can be handmade or purchased as long as they are of the correct size and do not have a glass top. Arrange display in the box so the box can be displayed lengthwise.
2. Each exhibitor is required to identify each box by placing two identification labels bearing exhibitor's name, county or district and the class in the box. One label goes in the upper left corner of the box (inside) and the other on the lower right corner of the box (outside). Information on numbers and kinds of insects is not needed for educational exhibits.
3. Displays may consist of specialized groups of insects or their close relatives, or relate to any aspect of their behavior, biology or ecology.
4. Displays should be presented in a clear, concise, and interesting manner.
5. Displays should include only work performed during the current year.
6. Title of the exhibit should be indicated inside the box.
7. The purpose of the project is to learn more about the importance, life cycles, biology, ecology, diversity, etc. of insects and related arthropods. Subject matter can be as varied as the animals themselves.

Sections:

9. BEGINNING EDUCATIONAL DISPLAY

Class for individuals that are exhibiting in the Beginning I and II Collection or Beginning Notebook Classes. If only exhibiting in this category, then ages 9-12. Follow the general rules listed for the Educational Displays.

10. INTERMEDIATE EDUCATIONAL DISPLAY

Class for individuals that are exhibiting in the Intermediate Collection or Intermediate Notebook Classes. If only exhibiting in this category, then ages 11-14. Follow the general rules listed for the Educational Displays.

11. ADVANCED EDUCATIONAL DISPLAY

Class for individuals that are exhibiting in the Advanced Collection or Advanced Notebook Classes. If only exhibiting in this category, then ages 13 or older. Follow the general rules listed for the Educational displays.

4-H Fashion Revue – Dept. 18

Superintendent: Stacy Hedges

Grand Champion and Reserve Grand Champion Ribbons

1. Exhibitors are to complete Public Fashion Revue Script Form and return to Extension Office by Saturday pre-judging day.
2. Fashion Revue judging is a walk through; 4-Hers may model their outfits from 8:30 am – 10:30 am on stage at Anderson County Jr/Sr High School. After modeling, 4-Hers are to take all purple ribbon construction garments back to the clothing judge for selection of awards. 4-Hers are to check with superintendent and learn if they were called back before they leave the building. At 11:00 am all 4-Hers who were called back must be dressed and ready to model for the selection of awards.
3. Constructed garments - Majority of outfit must be constructed and modeled by 4-H member who made the garment/outfit. Everything of which is commonly considered an outer garment must be constructed (vest, jacket, dress, skirt, pants, coat, etc.) A sweater, blouse or shirt that is not worn as an outer garment can be purchased or made.
4. Buymanship - Majority of the outfit must be purchased (not borrowed) and modeled by the 4-Her or made by another individual for the 4-Her if the fabric and pattern were chosen by the 4-her. Everything which is commonly considered an outer garment must be purchased by the 4-Her or constructed by another person (vest, jacket, dress, skirt, pants, coat, etc.).

Sections:

1. Constructed item, article, garment, or outfit 3 years or less in project
 2. Constructed item, article, garment, or outfit 4 or more years in project
 3. Purchased garment or outfit 3 years or less in project
 4. Purchased garment or outfit 4 or more years in project
- 4-Her not enrolled in a clothing project. (not eligible for State Fair)

Public Revue – will be held after the Anderson County Fair Parade at 8:00 pm in the livestock show arena. 4-Hers modeling must be ready to line up at 7:50 pm. To receive fashion revue awards you must model at the public revue.

Special awards in non-livestock projects will be given during the Fashion Revue.

Fiber Arts – Dept. 19

Superintendents: Rebecca Sprague and Kendra Hermreck

Grand Champion and Reserve Grand Champion Ribbons

1. Exhibitors may enter two entries per section.
2. Make a label on 3"x2 ½" piece of cloth, put class number, county, and name. Sew or safety pin label on the corner of flat articles. For garments, attach label to the front of the left shoulder seam, or left side of waistband, as if you were wearing the garment. Indicate fiber content of all classes.

3. When articles normally worn together are exhibited, fasten articles together securely with yarn.
4. Special consideration will be given to articles which are original designs.
5. Fiber arts Educational Notebook – share with others what you have learned in this project about a particular Fiber Art. Exhibits should be in a notebook or binder. The notebook should include a narrative section describing the fiber art. It should include a clear description of the project, technique, budget, supplies, goals, accomplishments, successes, failures, and future plans. It may include samples of techniques, how-tos, photographs of completed projects, or other ways of educating others about fiber arts. NOTE: a collection of brochures, web pages, patterns, record book forms, etc., does not constitute an educational notebook. Follow copyright laws as explained in the General Rules as you are preparing your exhibit. Name, county, and fiber art covered must be clearly marked in this notebook.
6. Non-textile (examples include wood reed, straw, grass, etc.) baskets/pieces should be entered in the Visual Arts Division.
7. Fiber Arts will be judged on the Saturday pre-fair judging day at the Anderson County Jr/Sr High School.

Sections:

1. Crochet, an article including felted items.
2. Knitting, an article made by hand or machine including felted items.
3. Needle Arts, an article creative by hand using any of the following techniques:
 - (a) Embroidery and cross-stitch
 - (b) Needlepoint
 - (c) Candle wicking
 - (d) Crewel
 - (e) Lacework
 - (f) Appliqué
4. Patchwork and Quilting, an article; indicate who did binding and quilting.
5. Rug Making, braided, latch hook, tying, floor cloth
6. Spinning, a skein with minimum of 10 yards
7. Weaving, a woven article, attach an index card explaining what kind of loom or process was used
8. Ethnic Arts, an article, a technique associated with a specific country or culture. It is a practical skill that was developed to provide basic family needs such as apparel, home furnishings, or decorations. A method maintained throughout history and passed down to others. Examples: batik, Swedish huck towel weaving, mud cloth, bobbin weaving, tatting, felted items that are not knitted or crocheted, etc. Attach information telling history, where used, by whom, how it was used, short description of the technique.
9. Macramé, one article
10. Fiber Arts Educational Notebook

4-H Floriculture – Dept. 20

Superintendents: Heather Corley

Grand Champion and Reserve Grand Champion Ribbons

1. Exhibitors may enter 2 entries in each section.
2. Exhibitors must be enrolled in the 4-H Plant Science project.
3. Entries must be in disposable containers (annuals and perennials in bottles, arrangements in disposable plastic, etc.) **NO POTTED PLANTS**
4. All materials should be grown and collected rather than purchased.
5. Information about exhibiting flowers can be found online in the publication “Preparing Cut Flowers for Exhibit”, available at <http://www.bookstore.ksre.ksu.edu/pubs/4H826.pdf>.

Sections:

1. Celosia (cockscomb), plumed or crested
2. Zinnia, any color
3. Large Marigold, any color
4. Small Marigold, any color
5. Gladiolus, any color
6. Large Dahlia, any color
7. Small Dahlia, any color
8. Hybrid tea roses, any color
9. Floribunda roses, any color
10. Sunflower, large
11. Sunflower, small
12. Any other perennial
13. Any other annual
14. Any planted wild flower annuals cared for by 4-Her
15. Any planted wild flower perennials cared for by 4-Her
16. Current County Fair Theme
17. Thanks for the Music
18. Blowin’ in the Wind
19. Ewe Ain’t Seen Nothin’ Yet
20. Holiday of Your Choice
21. Good Ole’ Kansas
22. Country Wild Flowers
23. A Day at the Anderson County Fair
24. Where the Wild Things Are
25. Miscellaneous Arrangement
26. Floriculture Notebook - Notebook in 3-ring binder with written narrative describing floriculture project such as a landscape design, landscape installation, lawn renovation, water garden, flower garden, landscape maintenance business, or other floriculture project. 4-Hers are encouraged to include photos, illustrations/and or landscape drawings helping to explain the work done by the member. Photos taken from the same location before, during, and after the completion of the project are suggested.

4-H Foods – Dept. 21

Superintendents: Tammy Egidy,

Abbie & Sandi Fritz, Claire & Cassie Hasty

4-H Club Foods Display Tables - Purple/Blue - 25.00 R - 20.00 W -15.00
Grand Champion and Reserve Grand Champion Ribbons
Champion and Reserve Champion Ribbons for Junior,
Intermediate, and Senior Sections

1. 4-Hers may exhibit 4 **non-perishable** food products, 1 recipe box/notebook, 1 educational exhibit, 1 food flop, 1 food gift box, and 3 food preservation exhibits.
2. Small food items need to have 3 on a plate; example: 3 cookies, 3 muffins, 3 cupcakes, 3 breadsticks, 3 rolls, etc.
3. Baked food items should be exhibited on foil covered cardboard cut to the size of the exhibit and covered with food grade plastic wrap or in a plastic bag.
4. For food safety purposes, any food with custard and dairy-based fillings and frostings (ex. Cream cheese) raw eggs, flavored oils, “canned” bread or cakes in a jar, cut fresh fruit or any food requiring refrigeration (ex. Bacon) will be disqualified and not judged. Food entries must comply with guidelines found in K-State Research & Extension publication: 4-H 712, *Food Safety Recommendations for Acceptable Fair Exhibits*, and Georgia State Extension publication: *So Easy to Preserve 6th edition*, or *Ball Blue Book of Preserving (2009)*. Food not meeting safety standards will not be judged.
5. Alcohol (ex. Wine, beer and hard liquor) is not allowed as an ingredient in food entries. Entries with alcohol in the recipe will be disqualified and not be judged.
6. Recipe card required for all food exhibits. Label the bottom of the plate with exhibitor’s name.
7. All baked goods must be left whole and uncut. Unfrosted cakes should be exhibited with crust showing, bundt cakes should have top crust down.
8. Recipe box/notebook exhibit – Juniors need 10 recipes; Intermediates need 20 recipes; Seniors need 30 recipes.
9. Food Gift Boxes can not contain any alcoholic beverages. A food gift box must contain at least 3 different food items prepared for **human consumption**, made by the 4-Her, in a suitable container no larger than 18” x 18” x 18”. Additional food items can be added. Recipes must be on all prepared food items. On a recipe card, answer the following questions: a) what is the intended use; and b) what food safety precautions were taken during and after preparation.
10. Food flop exhibit – 4-Hers need to explain to the judge what caused the food product to flop and share solutions for the failed food product. Ribbon placing is how well the 4-Her understands the reason for the poor quality food product
11. Food preservation exhibits – exhibit size is one jar of Sweet Spreads or Syrups; Fruits, Juices, Low Acid Vegetables, Pickles, Relishes, Tomato/tomato products. Processing times must follow USDA’s Complete Guide to Home Canning, or Georgia State Extension’s *So Easy to Preserve*. Open kettle food products and oven canned food will be disqualified. Jars must be sealed when entered. Sweet

Spreads must be in half pint or pint jars. Pickles and sweet spreads must be processed in a water bath process; low acid products must be pressure canned properly for altitude of the residence; tomato products requiring acid should be real lemon juice or citric acid. Recipe must include recipe source, date of publication and altitude of residence.

12. Exhibits must have been preserved since the member's previous year's county fair, and not been exhibited at the previous State Fair. Example: For fair date August 15, 2014 items canned following that date can be exhibited at this year's State Fair.
13. Recommended recipes and processing methods must be used. Recipes must be from 1995-present. Processing methods that will be disqualified include: open kettle canning, over canning, and sun canning. Untested recipes will be disqualified for food safety reasons. Recommended recipe resources include:
 - K-State Research and Extension Food Preservation publications
 - USDA Complete Guide to Home Canning
 - So Easy to Preserve, 6th edition, The University of Georgia Cooperative Extension Service
 - Ball Blue Book Guide to Preserving
 - Ball Complete Book of Home Preserving
 - Canning mixes (i.e. Mrs. Wage's, Ball)
 - Pectin manufacturers (i.e. SureJell, Ball)
 - <http://www.rrc.k-state.edu/preservation/recipes.html>
14. Refer to following K-State Research and Extension publications for more information:
 - 4H712, Food Safety Recommendations for Food Preservation Exhibits (<http://www.ksre.ksu.edu/bookstore/pubs/4H712.pdf>)
 - MF3170 "10 Tips for Safe Home-Canned Food" (<http://www.ksre.ksu.edu/bookstore/pubs/MF3170.pdf>)
 - MF3171 "Sassy Safe Salsa at Home" (<http://www.ksre.ksu.edu/bookstore/pubs/MF3171.pdf>)
 - MF3241 "How to Guide to Water Bath Canning and Steam Canning" (<http://www.bookstore.ksre.ksu.edu/pubs/MF3241.pdf>)
 - MF3172 "What's Your Elevation?" (<http://www.ksre.ksu.edu/bookstore/pubs/MF3172.pdf>)
 - MF3242 "How to Guide to Pressure Canning" (<http://www.bookstore.ksre.ksu.edu/pubs/MF3242.pdf>)
15. Alcohol is not allowed as an ingredient in food preservation entries. Entries with alcohol in the recipe will be disqualified and not be judged.
16. Each member may enter up to two exhibits in this division, but only one entry per class.
17. Recipe must include exhibitor name, recipe source, date of publication and altitude of residence. **DO NOT USE COLORED JARS.**

18. Exhibits must be sealed in clean standard canning jars, with matching brand (use Ball lids on Ball jars, or Kerr lids on Kerr jars, etc.) two piece lids. Ball and Kerr plaid or fruit decorated or brushed silver lids are permissible, but fancy padded lids, fabric over wraps or cozies interfere with the judging process and should not be used. No fancy packs unless recipe states to do so (ex: Pickled asparagus) Jars must be sealed when entered. For food safety reasons, the size of jars used must not be larger than the jar size stated in the recipe. Note: There are now 12-ounce and 24-ounce canning jars available. If there is not a USDA recommended process time available for the 12-ounce jar, these may be used with a pint jar canning process recommendations. Use quart jar process recommendations for 24 ounce jars.
19. Each jar exhibited must be labeled with a uniform label placed 1" from the base of jar. You may need to make a label using an adhesive mailing label. The label must not cover brand name of jar. The label must give: Class No, Division, Product, Canning Method, Process Time, Pressure (psi), date processed including month and year, Name, and County/District.
20. Dried foods should be exhibited in a canning jar; food exhibit should be 1/3 to 1/2 cup, or 4 pieces. Recipe and process must be written on recipe card. Jerky not heated to 160 degrees F will not be judged.
21. Educational exhibits can be a poster (22" x 28" maximum), notebook, or display (2' x 3' tri-fold display board). Follow copyright laws explained in General Rules. **Note:** a collection of favorite recipes is **NOT** an educational exhibit.
22. **All 4-H foods will be boxed and given to local businesses that support 4-H.** A small sample will be left on plates for exhibits.
23. Grand Champion and Reserve Grand Champion food exhibits will be auctioned off before the evening Livestock Premium Sale. 4-H members are responsible for bringing newly prepared food items to the auction for sale.
24. Each 4-H Club will decorate a table to display their Club's 4-H foods exhibits; labels for each individual 4-Her are required. Tables can be set up after foods are judged.
25. All food name brands must be covered. Name brands not hidden will result in one lower ribbon placing.
26. There are no State Fair classes for sections 3, 5, 7.
27. **All 4-H foods must be entered no later than 11:00 a.m. to be judged!!!**

Sections:

1. A Nonperishable Food Product
2. Educational Exhibit
3. Food Flop (Not state fair eligible)
4. Food Preservation Exhibit
5. Recipe Box/Notebook (Not state fair eligible)
6. Food Gift Box Exhibit
7. Favorite Foods Show- **held before fair** (Not state fair eligible)
8. Modified non-perishable food product. Product must be modified from original recipe to nutritionally enhance the food product. Attach one – 8½ x 11-inch page (front and back) that includes Original Recipe, Modified Recipe, and Narrative to describe modifications made, why modifications were made and lessons learned such as nutritive value, or changes in appearance, doneness, aroma, flavor, tenderness and/or texture. Example: Standard blueberry muffin recipe that is modified to be gluten free. Resources: Altering Recipes for Better

Health Purdue University

<http://www.extension.purdue.edu/extmedia/HHS/HHS-157-W.pdf> and/or

Altering Recipes for Good Health Texas A&M University

http://fcs.tamu.edu/food_and_nutrition/PDF/altering-recipes.pdf

9. Dried Foods: One kind of dried food product exhibited in a small canning jar. If dried food product is not in a canning jar, it will be lowered one ribbon rating. Suggested amount: 1/3-1/2 cup, or three or four pieces per exhibit. All meat jerky must be cooked to 160 degrees F before or after drying. Dried products must include the recipe and preparation steps. Jerky not heated to 160 degrees F will be disqualified and not be judged. Heating information can be found at www.fcs.uga.edu/ext/pubs/fdns/FDNS-E-43-11.pdf
10. 4-H Club Foods Display Tables (not individuals)

Classes:

1. Beginner 7-8 years old (not state fair eligible)
2. Junior 9-11
3. Intermediate 12-14
4. Senior 15-18

All 4-H foods must be entered no later than 6:00 p.m. to be judged!!!

4-H Forestry – Dept. 22

Superintendents: Heather Corley and Riley Hedges

Grand Champion and Reserve Grand Champion

Ribbons

1. Exhibits need to be mounted on 8 ½ x 11-inch heavy card stock paper and placed in a 3 ring binder. (Magnetic or adhesive filler sheets are recommended.)
2. Front cover should include: name, club, age and number of years in project.
3. Place label of specimens in lower right-hand corner of page. Label should include: proper common name as listed in 4-H Bulletin 334 “list of Native Kansas Forrest Trees”, location (county) where collected, and date (day-month-year) collected.
4. Exhibit one complete leaf where possible. Where leaf is too large, exhibit as much of terminal portions as possible. Sketch in reduced scale the entire leaf and illustrate where the exhibited portion comes from.
5. Group specimens according to the years collected (ex. “old-previous years” and “new”)
6. One entry per class.

Knowing Trees as Individuals – Leaf Collections

Section 1: Beginning

Classes:

1. Exhibit: a minimum of 10 different leaves from native Kansas trees collected within the year. Exhibit may include non-native leaves in addition to the required number of leaf specimens collected from Kansas Native trees.
2. Exhibit: a minimum of 5 native Kansas trees showing leaf, twig and fruit from each species collected.

Section 2: Intermediate

Classes:

1. Exhibit: a minimum of 20 different leaves (including 10 new specimens) from native Kansas trees. Exhibit may include non-native leaves in addition to the required number of leaf specimens collected from native Kansas trees.
2. Exhibit: with a minimum of 10 native Kansas trees showing leaf, twig, and fruit from each species collected. This exhibit must include 5 new leaf, twig, and fruit specimens.

Section 3: Senior

Classes:

1. Exhibit: a minimum of 30 different leaves (including 10 new specimens) from native Kansas trees. Exhibit may include non-native leaves in addition to the required number of leaf specimens collected from native Kansas trees.
2. Exhibit: a minimum of 15 native Kansas trees showing leaf, twig, and fruit from each species collected. This exhibit must include 5 new leaf, twig, and fruit specimens.

Section 4: Advanced

Classes:

1. Exhibit: with a minimum of 40 different leaves (including 20 new specimens) from native Kansas trees. Exhibit may include non-native leaves in addition to the required number of leaf specimens collected from native Kansas trees.
2. Exhibit: with a minimum of 20 native Kansas trees showing leaf, twig, and fruit from each species collected. This exhibit must include 10 new leaf, twig, and fruit specimens.

Section 5:

5. How a Tree Grows - Display project notebook with 10 or more seeds collected with pictures showing germination study or a mounting of a thin section of wood cut from the end of a log or top of stump labeled with information such as kind of wood, age of tree, when cut or exhibits an illustration of how a tree grows.
6. Tree Appreciation - Entry may include a research or reporting project notebook with no more than 10 pages based on the exhibitor's selected tree. This notebook may include sketches, drawings, pictures, a story, or any other information which will help tell about the tree you have selected.

Senior Forester Sections:

7. Growing and Protection of Trees - Display required project notebook telling about project and pictures, before, during and after planting seedlings.
8. Tree Culture - Display required project notebook showing your project work and including pictures of before, during, and after woodlot improvement.
9. How Forests Serve Us - Display may include collected wood samples (all or partial) and 500 word essay. Wood sample display to be mounted on poster board or any stiff mounting material no larger than 2' wide and 3' high. Essay should be displayed in a covered binder.
10. Educational/Creative Exhibit - Entry must be directly related to tree identification or Forestry. Type of exhibit is open (notebook, poster, collection box, etc.) with a maximum size of 2'x3'. Care should be taken to use materials with the durability to withstand fair conditions. This is a good class to exhibit an unusual collection.

4-H Geology/Lapidary – Dept. 23

Superintendents: Heather Corley

Saturday Judging: Gayla Corley

Grand Champion and Reserve Grand Champion Ribbons
Champion and Reserve Champion Ribbons given to
Junior, Intermediate, and Senior Sections

1. Geology boxes and exhibits need to be delivered to County Annex between 8:30 am and 9:00 am for judging. All 4-H geology boxes will be judging in the morning, judges will meet with 4-Hers for conference judging to learn how to improve their geology exhibits in the afternoon at 1:00 pm on a first come basis.
2. Exhibit box should be 18"x24"x3 1/2 ". All specimens are to be arranged across the narrow (18") dimension of the exhibit box, making the exhibit 18" across the top and 24" deep. Plexiglas covers required and must be removable from top. Screws, locks, or other devices preventing judges from removing Plexiglas cover should not be used. All Plexiglas covers must slide out of the top.
3. Exhibitors are to identify each display box by placing a gummed label (from Extension Office) with name, county and number of specimens in the upper left-hand corner of the Plexiglas cover (inside use clear double-sided tape to adhere gummed labels) and by attaching a gummed label with the same information on the lower-right corner of the box (outside).
4. Geology specimens should be labeled with the specimen number, date collected, specimen name or description and locality (county) where collected.
5. Classes 1-7, specimens should be mounted in the box by proper groups – rocks, minerals and fossils. These specimens must be collected from locations in Kansas. Out-of-state specimens will not count in the minimum number for the class, nor will they be considering in judging with the exception of Tri-State Mining Area specimens collected from these three adjacent counties: Ottawa County, OK; Newton and Jasper Counties, MO.
6. Classes 1-7, each specimen must be properly labeled:
 - a. Fossils must be identified to the Phylum, Class and Genus level. More than one specimen the same genus of a fossil may be exhibited if this duplication represents different geological formations. Specimen label must show this

distinction (Fort Hays limestone, not just limestone; calcite from the Greenhorn Formation, not just calcite; Phylum: Brachiopoda Class: Articulata Genus: Composita from the Morrill Limestone Member, not just Phylum: Brachiopoda Class: Articulata Genus: Composita).

- b. Rocks must be labeled with the name of rock type, formation, and the name of the rock.
- c. Minerals must be labeled with type of mineral and name of specimen.

Sections:

1. Junior (First year exhibit – 9 specimens) 3 rocks, 3 minerals, and 3 fossils. List the rocks as igneous, metamorphic, or sedimentary.
2. Junior (Second year exhibit – minimum 15 specimens) adds 6 new specimens. List the rocks as igneous, metamorphic, or sedimentary.
3. Junior (Third year exhibit – 21 minimum 21 specimens) adds 6 new specimens. List the rocks as igneous, metamorphic, or sedimentary.
4. Display at least 15 rocks, minerals, and fossils collected during the current 4-H year, 5 rocks, 5 minerals, and 5 fossils. Exhibitor is limited to one exhibit box. (4-Her eligible to show at State Fair first time.)
5. Display of at least 30 different rocks, minerals, or fossils, at least 5 of each. **Fifteen new specimens must be collected during the current year.** Exhibitor is limited to one exhibit box. (4-Her eligible to show at State Fair first or second time)
6. Display of at least 45 different rocks, minerals, or fossils, at least 5 of each. **Fifteen new specimens must be collected during the current year.** Exhibitor is limited to two exhibit boxes. List the rocks as igneous, metamorphic, or sedimentary. (4-Her eligible to show at State Fair third or fourth time)
7. Display of at least 60 different rocks, minerals, or fossils, at least 5 of each. **Fifteen new specimens must be collected during the current year.** Exhibitor is limited to two exhibit boxes. List the rocks as igneous, metamorphic, or sedimentary. (4-Her eligible to show at State Fair fifth time or more)
8. Geology Educational Exhibit: Exhibit relating to everyday living; or to a mineral test, a rock formation, geological history, species of a fossil, forms of one mineral, a variation of one kind of rock, archaeological artifacts, or Indian artifacts. Digital formats are accepted. Please make arrangements for the judge to view your exhibit and have a hard copy for display. Exhibit limited to 4 feet of table space. Care should be taken to use durable materials that will withstand State Fair conditions.
9. Mineralogy. Display a minimum of 15 mineral specimens collected in Kansas, at least 5 of which have been collected during the current 4-H year. The minerals are to be grouped by mineral class (ie: Carbonates, Oxides, Silicates) and at least 3 classes must be represented. The member must use one standard display box (see #1). The specimens must be labeled with the number of the specimen, date collected, name of specimen, county where collected and chemical composition (ie: CaCO₃ for calcite) if known.

Lapidary Sections:

All lapidary specimens should be labeled with the following information:

- Specimen name
- Place of origin (country, state, or county; county required for Kansas specimens)
- Purchased or self-collected
- Date lapidary treatment began
- Date lapidary treatment completed (Treatment completed after the State Fair is considered a new year specimen).

Sections:

10. Lapidary. Display at least 5 varieties of polished (tumbled) specimens and 5 varieties of unpolished specimens that have not yet received lapidary treatment. These do not have to be an example of “before and after”, nor do they have to be self-collected. Locales must be identified.
11. Lapidary. Display before-and-after examples of at least 3 varieties of specimens, at least 2 tumble-polished and 2 unpolished of each. There is no requirement that the 4-H'er collect any of these. Locales must be identified. Lapidary work should be done during the current 4-H year.
12. Lapidary. Display before-and-after examples of at least 6 varieties of specimens, at least 2 tumble-polished and 2 unpolished of each. At least two varieties should be collected from the native site by the 4-H'er, at least one of which comes from Kansas. Locales must be identified. Lapidary work on at least three varieties should be done during the current 4-H year.
13. Lapidary. Display before-and-after examples of at least 9 varieties of specimens, at least 2 tumble-polished and 2 unpolished of each. At least three varieties should be collected from the native site by the 4-H'er, at least two of which comes from Kansas. Locales must be identified. Lapidary work on at least three varieties should be done during the current 4-H year.
14. Lapidary. Exhibit at least 6 specimens that have not previously been exhibited, which have received lapidary treatment. Lapidary treatment may consist of polishing, and end, face, or flat lapping. Specimens must represent at least 3 different varieties and include at least three cabochons of any size or shape, only one of which may be free-formed. A cabochon is a style of cutting in which the top of the stone forms a domed or curved convex surface. Three of the specimens must be mounted into jewelry findings.

Classes:

1. Junior 7-8 years old
2. Intermediate 9-13 years old
3. Senior 14-18 years old

4-H Home Environment – Dept. 24

Superintendents: Heather Corley

Grand Champion and Reserve Grand Champion Ribbons

1. 4-Hers must be enrolled in project. Each item displayed needs a label with name and 4-H Club.
2. One entry per section.
3. Poster or notebook may include swatches, colors, photographs, stories and project records which detail what was accomplished this year with indication of future plans.

Sections:

1. Single Exhibit. An article made or refinished by the 4-Her for the home. Attach a 3"x5" index card explaining how the item was made or refinished, costs involved and how it fits into the color and design of the room.
2. Poster
3. Notebook
4. Room Display – 5-7 items – display needs floor plan showing where items go in the room, cost of items, and written page about the room items – who did the work, etc. (not eligible for State Fair)

4-H & FFA Horticulture – Dept. 25

Superintendents: Gayla and Grant Corley, Gaylene Comfort

Grand Champion and Reserve Grand Champion Ribbons

1. Two entries per section. Must be enrolled in Plant Science project.
2. Information about exhibiting produce is available online in the publication "Exhibiting Fruits and Vegetables" available at <http://www.bookstore.ksre.ksu.edu/pubs/c405.pdf>

Sections:

- | | |
|--|-------------------------------|
| 1. Red potatoes, five | 14. Parsnips, five |
| 2. White potatoes, five | 15. Turnips, five |
| 3. Sweet potatoes, five | 16. Beans, green snap, twelve |
| 4. Yellow tomatoes, five | 17. Beans, yellow wax, twelve |
| 5. Roma tomatoes, five | 18. Lima beans, twelve |
| 6. Red tomatoes, five | 19. Okra, five |
| 7. Cherry ornamental tomatoes,
five | 20. Cucumbers, five |
| 8. Grape tomatoes, five | 21. Bell peppers, five |
| 9. White onions, five | 22. Peppers, not bell, five |
| 10. Yellow onions, five | 23. Jalapeño Peppers, five |
| 11. Red onions, five | 24. Anaheim Peppers, five |
| 12. Carrots, five | 25. Habanera peppers, five |
| 13. Beets, five | 26. Mango peppers, five |
| | 27. Summer squash, one |
| | 28. Winter squash, one |
| | 29. Eggplant, one |

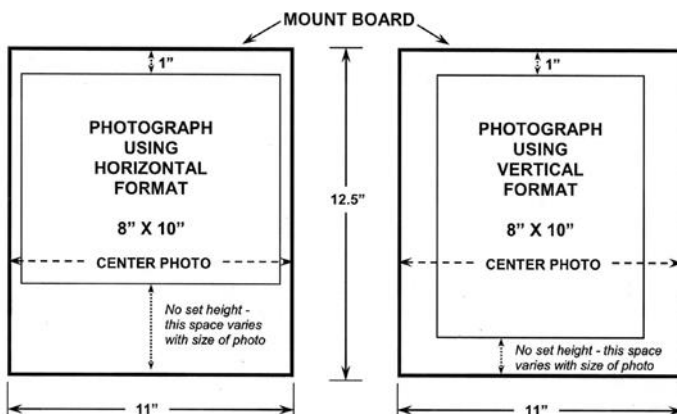
30. Cabbage, one
31. Cantaloupe, one
32. Honeydew, one
33. Watermelon, one
34. Pumpkin, one
35. Miniature Pumpkins, five
36. Sweet corn, 10 ears
37. Popcorn, 10 ears
38. Indian corn, 10 ears
39. Miscellaneous Vegetable not mentioned above: large (1-each); medium (5- each); small (12-each)
40. Garden display – Display consists of 5 different types of fresh vegetables.
41. Only one variety of each type of vegetable may be exhibited. The numbers of the five types of vegetables to be exhibited are as follows:
42. **Large Vegetables (1 each)** cabbage, cantaloupe, eggplant, large pumpkin, squash, watermelon
43. **Medium Vegetables (5 each)** beets, carrots, cucumbers, decorative gourds, potatoes, miniature pumpkins, okra, onions, peppers, sweet potatoes, tomatoes, cherry tomatoes or other similar sized vegetables
44. **Small Vegetables (12 each)** green snap beans, wax beans, English peas, or other similar sized vegetables
45. Fresh Culinary herbs (6) example: parsley, basil, dill, etc. Six stems (or a comparable quantity) of ONE VARIETY of fresh herbs must be exhibited in a disposable container of water.
46. Small fruits (one half pint box) example: strawberries, blackberries, raspberries, or other similar sized fruits.
47. Tree fruits (plate of 5) example: apples, pears, peaches, or similar sized fruits.
48. Grapes (plate of 2 bunches)
49. Decorative gourds, five (no State Fair class)
50. Assortment of 3 gourds, any variety (no State Fair class)
49. Horticulture Notebook – 3-ring binder with written narrative describing a horticulture project such as a landscape design, landscape installation, lawn renovation, water garden, flower garden, vegetable garden, lawn mowing service, landscape maintenance business, farmer’s market business, or other horticultural project. 4-Hers are encouraged to include photos, illustrations/and or landscape drawings to help explain the work done by the member. Photos taken from the same location before, during, and after the completion of the project are suggested. Horticulture notebook scoring is as follows: Organization and General Appearance (neat, includes title page and table of contents, original, creative, etc.) 20%, Narrative (including goals, successes, failures, etc.) 40%, General Content (subject matter, photos, maps, knowledge gained, etc.) 40%.

4-H Photography – Dept. 26

Superintendents: Kendra Sprague and Karson Hermreck
Grand Champion and Reserve Grand Champion Ribbons
Ranae Young Award

1. Exhibitors are limited to **10** entries from their current year's project work.
2. All enlargements must be no larger than 8"x10" and no smaller than 7"x9".
Photos are to be mounted across the 11 inches dimension of an 11x12 1/2-inch photo matte from the Extension Office. The top edge of the photo must be 1-inch down from the top of the photo matte. Sides of the enlargement photo should be equal distance from the edges of the photo matte. Remove white border from enlargement prints. A permanent mount should be made by using photographic adhesive available at the Extension Office. See illustration below:

PHOTO DISPLAY INSTRUCTIONS



NOTE: Use only adhesives designed for permanent photography mounting.
Do not use rubber cement or other household glues (white glue, etc.).

3. No lettering including dates permitted on the front of the photo matte or picture. **On back of photo matte write name, address, location where photo was taken, and Anderson County.**
4. Photos must be exhibited in clear plastic bag – 2 gallon zip loc or purchased from Extension Office with photo matte.
5. Photos must be exhibited in clear plastic bag – 2 gallon zip loc or purchased from Extension Office with photo matte.

BACK OF MOUNT BOARD
Photo Description: (Please indicate the geographical location of the photo in your description)
County or District/County:
Name:
Address:
City, State, Zip:

6. Photographs taken with a digital camera and having no more adjustments than exposure, color intensity, or correction, red eye removal, cropping, dodging and burning should be entered in the standard color or black & white sections. HDR photos are to be entered in the standard photo class.
7. Mounting mattes, large clear plastic bags, and photographic adhesive are available from Extension Office at small fee.
8. Monochromatic prints including sepia prints are considered color photos and must be entered in correct color section.
9. Digital Composite Image: Finished photo must be created from two or more original images photographed by exhibitor. HDR photos do not qualify for this class Photos will be judged on photographic merit as well as manipulation technique and process. Ribbon placement will be determined by combining the score of each judging section.
10. **Photos with live subject(s) on railroad right away or taken from railroad right of way property will not be displayed in Kansas 4-H Photography and may receive a ribbon penalty**
11. Copyright protections must be observed.

Classes:

1. Color photos taken by a 4-H member with 3 years or less in the project.
2. Color photos taken by a 4-H member with 4-7 years in the project.
3. Color photos taken by a 4-H member with 8 or more years in the project.
4. Black & White Photos – all levels of experience.
5. Digital Composite Image photo must be from two or more original(s) images photographed by the exhibitor. Exhibitor must include a second 11 x 12-1/2 matte board mounted with standard size print or prints (if more than one photo was used) of the original photo(s) and 3 x 5 card(s) explaining what manipulation was done. May include additional photos (standard size and may be layered) showing editing steps. Place both matte boards in the same protective plastic bag. Note: See rule 8 above for definition.
6. Video - Entries must be full motion not a series of still images with pan or zoom motion added by a software program. All content must be the result of the current year's project work. All content must be original and created by the exhibitor(s) unless signed copyright, use and/or performance releases are provided. Entries may be created by an individual or by a team. Talent, computer editing, titles, graphics, animation and music are allowed and recommended. Entries must be one of the following production types: Instructional, Informational, Documentary, Persuasive/PSA, Story or Entertainment. Length must be no longer than three minutes with the exception of Persuasive/PSA which must either be 30 seconds or 60 seconds. Entries will be evaluated on design characteristics, technical content, production quality, and effectiveness. Entries not adhering to the rules and requirements will be awarded a ribbon one placing lower than the placing determined by the official judges. A list of required production elements and the required Video Information Sheet can be downloaded from the Photo Action Team web site: <http://www.kansas4-h.org/p.aspx?tabid=141>

Following Sections are not eligible for exhibit at Kansas State Fair

7. Sequence – 2 or more photos.
8. Story telling sequence -5 or more pictures.
9. Photo story may have 3-7 prints, arranged on a matte board or large piece of heavy poster board. No words written on poster front.
10. Photo album – portfolio of work done during the year. Photos are to be categorized, each photo captioned. (Photography or craft judges may judge this entry depending upon their expertise.)

4-H Self Determined – Dept. 27

(Citizenship, Communications, Dog Care & Training, Exploring 4-H, Family Studies, Health & Wellness, Leadership, Performing Arts, Pets, Reading, and Welding)

Superintendents: Heather Corley

Grand Champion and Reserve Grand Champion Ribbons

1. Self Determined is a project where 4-Hers may choose a special topic to learn and do research. Self Determined is also used as a broader category to include projects where no other Department is practical.
2. There are no Kansas State Fair classes for any of these projects except Dog; a 4-H Dog Show is held at the State Fair.
3. 4-Hers must be enrolled in the project they exhibit. Exhibit must be labeled with the project. **NOT LIVE DOGS - POSTERS!**
4. 4-Hers can exhibit 3 entries per project.

Sections:

1. Poster
2. Notebook
3. Display
4. Item or article

4-H Shooting Sports – Dept. 28

Superintendents: Heather Corley and Riley Hedges

Grand Champion and Reserve Grand Champion Ribbons

1. **Exhibitors must comply with State and Federal Laws.** No “live” ammunition containing propellant or explosive powders may be used in any display! Artistic substitutes must be used in lieu of powder and “live” ammunition.
2. Name, county, age, and year in project should be in a prominent location on the exhibit.
3. Exhibits can only be shown by 4-Hers with 4-H Certified Shooting Sports Programs. No exhibits can feature reloads.

4. The educational display must be the standard tri-fold board ONLY, must not exceed standard tri-fold: 3' wide x 4' tall. Promotional posters must be flat and no larger than 22"x 28". THE EXHIBIT SIZE RULE WILL BE STRICTLY ENFORCED! Exhibits exceeding the size guidelines will be penalized one ribbon color.

Sections:

1. Educational Display – must be directly related to the shooting sports project, must be the standard tri-fold board ONLY, must not exceed standard tri-fold: 4' wide x 3' tall.
2. Promotional Poster – must be directly related to the shooting sports project, must be flat and no larger than 22"x28".

4-H Spacetech – Dept. 29

Superintendents: Brandon Palmer and Brendan Hasty
Grand Champion and Reserve Grand Champion Ribbons

Sections:

SpaceTech Astronomy

SpaceTech Computers

SpaceTech Computer Systems

SpaceTech GPS/GIS

SpaceTech Robotics

SpaceTech Rocketry

Please refer to the Kansas State Fair Entry Book for classes and guide lines.

<http://www.kansas4-h.org/events-activities/fairs/kansas-state-fair/index.html>

4-H Visual Arts – Dept. 30

Superintendents: Abigail & Amelia Wiesner, Makayla Jones,
Samantha Nickell

Grand Champion and Reserve Grand Champion Ribbons

1. Eight craft items can be exhibited.
2. Pictures/drawings must be mounted on cardboard with hangers or mounted in picture frames with hangers. Each piece of an exhibit needs to be labeled with exhibitor's name and 4-H Club.
3. Judges evaluation of the suitability, creativeness, and values used in making the exhibit are final.
4. All 4-H craft items will be conference judged at the Saturday pre-fair judging day held at the Anderson County Jr/Sr High School from 8:30 am to noon.

Sections:

1. Art/ Craft project

4-H Wildlife – Dept. 31 Superintendents:

Heather Corley and Riley Hedges

Grand Champion and Reserve Grand Champion Ribbons

1. One exhibit per section.
2. **Exhibitors must comply with State and Federal Laws.** It is illegal to possess threatened or endangered wildlife, or the feathers, nests, or eggs of non-game birds. Game birds and game animals taken legally during an open season may be used. The use of live wild animals in educational exhibits is prohibited.
3. Name, county, age and year in project should be in a prominent location on the exhibit.
4. Display or poster must not exceed 22"x 28". Maximum size for tri-fold display is 2'x3'.

Sections:

1. Notebook: contents pertain to some phase, results, story or information about the wildlife project.
2. Educational Poster: must be related to something learned in the wildlife project.
3. Educational Display: must be directly related to the wildlife project.
4. Taxidermy/tanning exhibit: should include an attachment that shows the work in progress through photos with captions, or a detailed journaling of the process.

4-H Woodworking – Dept. 32

Superintendents: Brandon Palmer and Brendan Hasty
Grand Champion and Reserve Grand Champion Ribbons

1. Exhibitors may show two items per section.
2. The plan from which the item was constructed must be with the article exhibited. The plan may be a photocopy, the actual pattern, or a scale drawing. It must be complete and accurate to the extent that a duplicate article could be built using the plan as a guide.
3. Projects with unsecured glass (glass shelves, glass top of a coffee table) should not be brought to the fair. Glass secured in the project (glass front of a cabinet or gun case) is permissible since it cannot be easily removed.
4. **NO** projects made from pre-cut kits will be allowed.
5. 4-H woodworking projects eligible for exhibit at the Kansas State Fair will be handled the following way: Exhibits that can be packed into a car will be taken to the Kansas State Fair by Extension agents; exhibits too large to fit in a car are the exhibitor's responsibility for transport and pick-up at the State Fair.
6. Firearms and weapons are not to be entered or displayed.

Sections:

1. Article for farm or shop use.
2. Furniture for household or lawn use.
3. Articles made at school
4. Other woodworking articles not included in classes above such as: (bird houses, bird feeders, household equipment such as knife racks, bread boards, door stops, etc.)

FFA – Dept. 33

Superintendents: Jeff Gillespie and Hannah Boehm
Grand Champion and Reserve Grand Champion Ribbons Given

1. All entries must be current year projects of FFA members in Anderson County.

Sections:

1. Shop Article Costing \$150 or More
2. Shop Article Costing Under \$150

<p><u>Burns Dental Lab</u> 105 West 4th Garnett, KS 66032</p>	<p>AVON Paula Sjorlund Home: 785-448-6129 • Cell: 785-448-7661 www.youravon.com/psjorlund psjorlund@embarqmail.com</p>
<p>Anderson County Noxious Weed Dept, Vernon Yoder, Director Office: 785-448-2327 Cell: 785-448-8042 Hours: 7-00 a.m. - 3:30 p.m. Mon-Fri</p>	<p>Agler & Gaeddert Chartered - CPA's 234 S Main • Ottawa, KS 66067 785-242-3170 www.aqc-cpas.com</p>
<p><i>Trade Winds Bar & Grill</i> 110 W. 5TH Garnett, KS 66032 (785) 448-5856 Hours: Tues-Thurs 11:00 am to 11:00 pm Fri-Sat 11:00 am to 2:00 am</p>	<p>State Farm Insurance Ryan Disbrow Agent 504 W Redbud Ln., Garnett, KS 66032 785-448-1660</p>
<p>Duane's Flowers <i>Duane & Judy McGraw</i> 5 S. Jefferson, Iola, KS 66749 620-365-5723 • Fax 620-365-5727 duanesflowers@yahoo.com</p>	<p> 101 W. 4th • GARNETT, KS 66032 785-448-2616</p>
<p>Josephine's <i>Make Your Presents Felt</i> Unique Gifts~Cards~Specialty Foods 421 South Oak, Garnett, KS 66032</p>	<p><u>Gibson Construction</u> Tim Gibson Joel Sprague 620-228-1602 620-768-9080 Tgibsonconst@yahoo.com spraguejf@gmail.com</p>
<p><i>Good Luck to all the fair participants! Enjoy the activities!</i> Julie Heck Anderson County Clerk</p>	<p>Linda's House of Hair Design 304 N. Maple, Garnett, KS 66032 Hair 785-448-3703 Nails</p>
<p>H & R BLOCK 401 S. Oak, PO Box 129 Garnett, KS 66032 (785) 448-6480</p>	<p>Lizer Crop Insurance Rex D. Lizer, Agent 201 N. Maple, Garnett, KS Office 785-448-3536 Cell 785-448-7567</p>
<p>Jump Start Travel Center 1700 East Street Iola, KS 66749 620-363-1273</p>	<p>The Anderson County Review 112 W. 6th Garnett, KS 66032 (785) 448-3121</p>

WITTMAN AUTO PARTS

138 E. 6th Ave • Garnett, KS 66032
785-448-6611



Monday - Friday, 7:30 a.m. - 5:30 p.m.
Saturday, 8:00 a.m. - 12:00 noon

LAZY H TRUCKING LLC

21248 SW California Rd.
Westphalia, KS 66093
785-448-7722

Randy & Betsy Bunnel
22411 SW 700 Rd
Welda, KS

M. A. C. Inspections



REAL ESTATE INSPECTIONS

Jeremy McAdam
Inspector
macinspections.jm@gmail.com
785-304-2172
30097 NE Wilson
Greeley, KS 66033

Providing peace of mind

Kansas Corn Growers Association

110 W. 4th Ave., Garnett, KS 66032
www.ksgains.com 785-448-6922

McAdam Framing Custom Construction Work

Jeremy McAdam • 785-304-2172

Craig E. Cole Attorney at Law

114 E. 5th, Garnett, KS 66032
(785)448-3515

Don's Automotive

Complete Auto Repair

Import • Domestic
Computer Diagnostics • A/C Work • Electrical
Brakes • Tune-Ups • Transmissions
Shocks • Batteries

785-448-6561

213 East 6th St. • Garnett, KS. 66032



HILLHOUSE Angus Ranch

Tim & Patty Benton
23579 SW 1100 Rd.
Garnett, KS 66032
785.448.6763
www.hillhouseangus.com

C.D. Schulte Agency

*Real Estate, Insurance
& Retirement Planning*
114 W. 4th, Garnett, KS
(785) 448-6191

Good Luck at the Fair

Your Honor Showfeed Dealer



LeRoy Cooperative Association

LeRoy 888-964-2225

Westphalia 877-489-2521




Richmond Body Works

(785) 835-6395 Phone
Hwy 59 - Richmond, KS
Committed to Quality.

Rod's Auto Repair & Custom Exhaust

Rod & Kim Wittman, Owners
Hwy 31 & Lakeview Dr.
Garnett, KS 66032
(785) 448-6535



Ludolph Truck Line

Alton Ludolph
Westphalia, KS 66093
785-489-2431

WILSON CHIROPRACTIC CLINIC

414 W. FIRST • GARNETT, KS 66032
PHONE (785) 448-6151

Scipio Supper Club Restaurant and Bar

Call ahead for large parties

32465 NE Neosho
Rd Garnett, KS
66032



FRONT ROW SPORTS

"For the player and the fan"
www.frontrowsportsks.com

David & Lucinda Cox
405 S. Hwy 59, Garnett, KS 66032
(785) 448-5818 Phone
226 S. Main, Ottawa, KS 66067
(785) 242-3254

6th Ave Boutique & Bronze



427 W 6th Ave
Garnett, KS 66032

Monday-Friday 10am-6pm
Saturday 10am-3pm
Closed Sunday



RATLIFF'S

Cherry Creek Farms


SHOW CALVES

Gail David & Michelle
785-489-2268 785-489-2307

Anipro

XTRAFORMANCE FEEDS

Robert Miller, District Mgr.

720 W. 11th St.
Garnett, KS 66032
(785) 448-5887
(785) 448-4301

RED BARN VETERINARY SERVICE LLC

DARRELL R. MONFORT, D.V.M.
LEANN FLOWERS D.V.M.
BELINDA GARTEN D.V.M.
BRANDI THARP D.V.M.
BRANDE BEYER D.V.M.



1520 1300TH STREET
IOLA, KS. 66749
PHONE: 620-365-3964
FAX: 620-365-8092

REVS@REDBARNVET.COM
WWW.REDBARNVET.COM

Bank of Greeley

118 W. Brown
Greeley, Kansas 66033
(785) 867-2010 • Fax (785) 867-2021



Additional 2015 Anderson County Fair Sponsors

Jo Wolken – Tax Time
Russ & Margie Bunnel
Country Fabrics

785.835.6580
 rockersphotography.com
 visit us on fb and our website

Rockers
Scipio weddings . children . family . seniors . events



Dornes Insurance Agency, LLC

- Auto • Home • Farm • Crop • Commercial • Life

www.dornesinsurance.com
 dornesinsurance@aceks.com

111 E. 4th Ave.
 Garnett, KS 66032
 785-448-2284

Enjoy the Fair!

1508 Hwy 59, Suite B
 Princeton, KS 66078
 785-937-2269

Farmers State Bank

517 S. Oak-Garnett, KS 66032
 (785) 448-5451

Pleasanton	Memeber	Blue Mound
(913) 352-8437	FDIC	(913) 756-2221

CHORE-BOYZ-SERVICE LLC

Livestock Waste Management & Removal
Ron Peine-Owner/Operator, Greeley, KS
*Manure hauling, spreading, loading, stables,
 holding pens, feed lots, hay rings, etc.*

913-636-1099 or 785-867-3670

Poovey's Prairie Acres
Bill and Rita Poovey
Westphalia, KS

Limousin by Pracht

Bill & Ruth Pracht

20477 SW Florida Rd.
Westphalia, KS 66093 • 785-489-2413

Flynn Appliance Center

11 N Jefferson Ave.
Iola, KS 66749
(620) 365-2538
Fax: (888) 702-3791

EL JIMADOR

902 N State St
Iola, KS 66749
Monday-Thursday 11am-9pm,
Friday-Saturday 11am-10pm, Sunday 11am-8pm

WOLKEN TIRE

Jack Rundle, Owner

“ON THE FARM” Tire Repair

601 S. Oak, Garnett, KS

785-448-3212



Sherry Benjamin
Broker



785-448-2550 Office

785-304-2029 Cell

785-448-2150 Fax



Benjamin Realty

201 N. Maple

Garnett, KS 66032

ANDERSON COUNTY ABSTRACT CO.

Linda White

109 East Fourth Ave. • Garnett, KS 66032

Abstracts, Title Insurance & Closings

Telephone: (785) 448-2426 • Fax: (785) 448-6999



Amanda Allison, DVM

Davy Allison, DVM

Fred B. Gardner, DVM

Nicole Born, DVM

John Dwyer DVM

Darla Dwyer DVM

1002 S. Hayes Garnett, KS 66032

(785) 448-6454

Penka Auto Repair

(785)-835-6699

171 US Hwy 59
Richmond, KS 6080

Monday - Friday
8 - 5:30



Sandi Otipoby, D.D.S.

Family Dentistry


121 West 6th Garnett, KS 66032

(785) 448-2487

Ryan's Pest Control

Affordable Rates/ Quality Service

Residential Pest Control
Commercial Pest Control
Industrial Weed Control



785-448-4323

Ryan Walter, Owner

ryanspestcontrol@embarqmail.com



Dillard's Fencing & Supplies

We offer continuous fence, gates, adjustable alleys,
Hay bale feeders, working circles, wire, T-posts, new and used steel.



303 S. Third
Blue Mound, KS 66010
www.dillardsfencing.com
Open Mon. – Fri. 8:00 – 5:00
Sat. 8:00 -12:00



Princeton Quick Stop

*See us for all your gas,
grocery and pizza needs.*

**OPEN MONDAY-FRIDAY AT 4:00 A.M.
SATURDAY & SUNDAY 6:30 A.M.**

Princeton, KS 785-937-2061



**East Kansas
Agri-Energy**

Fuel for the Future

*East Kansas Agri-Energy LLC
gladly supports the efforts of the
Anderson County Fair Association,
our community, and our youth.*

East Kansas Agri-Energy, LLC
1304 South Main
Garnett, KS 66032
Phone: 785-448-2888
www.ekaellc.com

MILLER HARDWARE

Your neighborhood

ACE
Hardware

703 N Maple, Garnett, KS 66032
785-448-3241

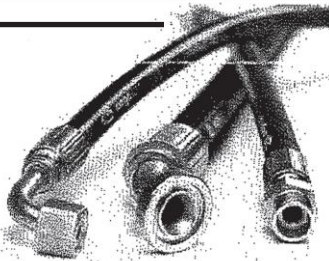
**Come see us for all your
Hometown Hardware!**

**Now carrying Gates Hydraulic
Hoses and Fittings
Stihl outdoor power equipment
+parts and service.**

**HYDRAULIC
ASSEMBLIES**
MADE IN MINUTES

Gates

POWERING PROGRESS™



STIHL®



FARM BUREAU FINANCIAL SERVICES

213 S. Maple Street
Garnett, KS 66032
(785) 448-6125

Ask about our One Deductible Policy

Auto • Homeowners • Farm • Ranch
Life Insurance • Investments

Aaron Lizer - Agent

Anderson County Farm Bureau
Cindy Ecclefield - County Coordinator
785-448-0099



Membership has Benefits.

Farm Bureau / Rain & Hail

Janice Parks

Crop Agent

Email: jap5979@embarqmail.com

(785) 448-4454

Proud to be part
of this strong
community



Contact us
785-448-3131
saintlukeshealthsystem.org

Anderson County Hospital
421 S. Maple St.
Garnett, KS 66032





24 Hours / 7 Days a Week

Everyday Food Selections

Gift Selections

Convenience Store and More!

Sandra and Terry Zook, Owners

Highway 160 & 59 Junction

Garnet, Kansas



785-448-6582

Sunday through Thursday..... 11 a.m. - 8 p.m.

Friday and Saturday..... 11 a.m. - 9 p.m.

Dine-In • Carry Out • Delivered

Custom Built The Way You Want It!

Garage / Hobby / Commercial / Industrial / Agricultural / Equestrian



Specializing in Complete Post Frame Buildings.



Quality Structures, Inc.

Experience the QSI Advantage



We Have Distinguished Ourselves From
The Competition By Incorporating These
STANDARD FEATURES



- Continuous Ridge Ventilation
- 29 Gauge Steel on Roof, Sides, Trim
- 4' O/C Trusses @ 4/12 Pitch
- 8' O/C Sidewall Glue/Nail Laminated Columns
- Ledger Loc Fastened 2-Ply Truss Supports
- 2' O/C 2x4 Roof Purlins
- 2' O/C 2x4 Side Girts
- Treated 2x6 Skirt at Ground Line
- Steel Rodent Guard at Base
- 42" Post Holes with Concrete Footings
- Rebar Through Post to Prevent Uplift



WE BACK OUR BUILDINGS WITH COMMITMENT

SERVICE – QUALITY – DURABILITY – STRENGTH

Richmond, Kansas • Haven, Kansas • Ingalls, Kansas
Glenwood, Iowa • Columbia, Missouri • St. Paul, Nebraska

MATERIAL KITS NOW AVAILABLE

CALL FOR FREE ESTIMATES

800-374-6988

www.qualitystructures.com



4-H & FFA Awards

Dept. 1- Beef-Market & Breeding		
Grand Champion Market Beef	In Memory of Les Rockers	Belt Buckle
Reserve Grand Champion Market Beef	D.A. Rickabaugh Family	Award
Champion AOB Steer	Hyatt and Brandi Frobose	Award
Reserve Champion AOB Steer	Hyatt and Brandi Frobose	Award
Champion Limousin Steer	Pracht/Ratliff/GV Limousin	Cash Award
Reserve Champion Limousin Steer	Pracht/Ratliff/GV Limousin	Cash Award
Champion Maine Anjou Steer	Bill & Rita Poovey & Stephens Stock Farm	Award
Champion Crossbred Steer	Richard & Dorothy Miller	Trophy
Champion Angus Breeding Heifer	Hillhouse Angus	Trophy
Champion Commercial Breeding Heifer	Johnson Farms	Trophy
Beef Rate of Gain	Charlie & Mary Holloran	Blanket
AC Born and Raised Market Beef	Anderson County Cattlemen	Cash Award
Carcass Contest	County Beef Carcass Education Program	Cash Award
Supreme Champion Breeding Heife	Tom Peine Family	Award
Reserve Supreme Champion Heifer	The David Schuster Family	Trophy
Champion Limousin Heifer	Limousin by Pracht	Trophy
Champion Sr Beef Showmanship	Bill & Rita Poovey	Directors Chair
Champion Int Beef Showmanship	David, Angie & Sydney Scheckel	Award
Champion Jr Beef Showmanship	David, Angie & Sydney Scheckel	Award
Dept. 2 - Bucket Calf		
Age 7-9 Champion Bucket Calf	Newton Family	Trophy
Age 7-9 Reserve Champion Bucket Calf	David, Angie & Sydney Scheckel	Award
Age 10-12 Champion Bucket Calf	Teena Lutz	Award
Dept. 4 - Dairy Goat		
Grand Champion Doe	Nelpoby Farms Dwight Nelson & Sandi Otipoby	Trophy
Reserve Grand Champion Doe	Derrick Nelson	Trophy
Champion Sr Dairy Goat Showmanship	Ron Brand	Trophy
Champion Int Dairy Goat Showmanship	Monica & Nathan Walter	Award

Champion Jr Dairy Goat Showmanship	Ron Brand	Trophy
Dept. 5 - Horse		
Grand Champion Halter Horse	Garnett Saddle Club	Trophy
Reserve Grand Champ Halter Horse	Garnett Saddle Club	Trophy
Champion Jr Horse Showmanship	Graham School, Inc.	Trophy
Champion Int Horse Showmanship	Dr. Fred and Jackie Gardner	Trophy
Champion Sr Horse Showmanship	Garnett Saddle Club	Trophy
Champion Jr Trail Riding	Rockin H Ranch	Trophy
Champion Int Trail Riding	Rocking H Ranch	Trophy
Champion Sr Trail Riding	Rocking H Ranch	Trophy
Champion Jr Overall Racing	Zook Family	Trophy
Champion Int Overall Racing	Lazy H Trucking	Trophy
Champion Sr Overall Racing	Graham School, Inc.	Award
Champion Jr Horsemanship	Boots & Spurs Horse Club	Trophy
Champion Int Horsemanship	Maple Street Liquor	Trophy
Champion Sr Horsemanship	Royal Flat Work	Trophy
Special Award	David, Angie & Sydney Scheckel	Award
Dept. 6 - Meat Goat		
Grand Champion Meat Goat	John & Paula Walter	Belt Buckle
Reserve Grand Champion Meat Goat	David, Angie & Sydney Scheckel	Award
Grand Champion Breeding Meat Doe	Nelpoby Farms – Dwight & Sandi Otipoby	Trophy
Meat Goat Rate of Gain	J & S Farms	Award
Champion Sr Meat Goat Showmanship	Nathan & Monica Walter	Buckle
Champion Int Meat Goat Showmanship	J & S Farms	Buckle
Champion Jr Meat Goat Showmanship	Nathan & Monica Walter	Buckle
Dept. 7 - Poultry		
Grand Champion Poultry	Ceder Hill Bird Farm	Trophy
Reserve Grand Champion Poultry	Ceder Hill Bird Farm	Trophy
Champion Sr Poultry Showmanship	Nancy Horn	Trophy
Champion Int Poultry Showmanship	Cherry Mound 4-H Club	Trophy
Champion Jr Poultry Showmanship	Ron Brand	Trophy

Dept. 8 - Rabbits		
Grand Champion Rabbit	Dynamite 4-H Club	Trophy
Reserve Grand Champion Rabbit	Graham School, Inc.	Trophy
Champion Jr Rabbit Showmanship	Rick Sumner	Trophy
Champion Int Rabbit Showmanship	Rick Sumner	Trophy
Champion Sr Rabbit Showmanship	Rick Sumner	Trophy
Dept. 9 - Sheep		
Grand Champ Market Lamb	Rick & Connie Thompson	Belt Buckle
Reserve Grand Champion Market Lamb	McGhee Farms Darren & Shirley McGhee	Trophy
Champion Hampshire Market Lamb	Kilet Family	Blanket
Champion Suffolk Market Lamb	Curt & Connie Guilfoyle	Trophy
Champion Crossbred Market Lamb	Charity Thurston & Heather Morey	Trophy
Grand Champion Breeding Ewe	Jim Oestreicher	Trophy
Sheep Rate of Gain	Rick & Connie Thompson	Award
Champion Sr Lamb Showmanship	Curt & Connie Guilfoyle	Award
Champion Int Lamb Showmanship	David, Angie & Sydney Scheckel	Award
Champion Jr Lamb Showmanship	David, Angie & Sydney Scheckel	Award
Dept. 10 - Swine		
Grand Champion Market Hog	Aaron Lizer – Agency Inc.	Belt Buckle
Reserve Grand Champion Market Hog	Terry Egidy Family	Trophy
Champion Duroc Market Hog	Nancy Horn	Award
Champion Yorkshire Market Hog	Nancy Horn	Award
Champion Crossbred Market Hog	Rex Lizer Family	Award
Champion Hampshire Market Hog	David, Angie & Sydney Scheckel	Award
Grand Champion Breeding Gilt	McGhee Farms Darren & Shirley McGhee	Trophy
Swine Rate of Gain	Brandon, Cody & Derek Davis	Cash Award
Champion Sr Swine Showmanship	Randy & Betsy Bunnell	Award
Champion Int Swine Showmanship	Sheldon Jones Family	Trophy
Champion Jr Swine Showmanship	The Advocate	Trophy
Dept. 11 - Round Robin		
Champion Sr Round Robin	Anipro/Xtraformance Feeds, Robert Miller	Belt Buckle
Champion Int Round Robin	McGhee Farms Darren & Shirley McGhee	Belt Buckle
Reserve Champion Sr Round Robin	Nancy Horn	Award

Reserve Champion Int Round Robin	David, Angie & Sydney Scheckel	Award
Dept. 13 - Banners		
Soil Conservation Banner	Debbie Davis	Cash Award
Grand Champion Banner	Star Shooting 4-H Club	Cash Award
Dept. 14 - Clothing		
Grand Champion Clothing Exhibit	Nancy Horn/Charlie & Mary Holloran	Cash Award
Reserve Grand Champion Clothing Exhibit	Garnett Business Professional Women	Cash Award
Rookie of the Year Award	Nancy Schuster	
Dept. 15 - Crops		
Grand Champion Crop Exhibit	Greenbush Seed Company & Corley Seed Farm	Trophy
Reserve Champion Crop Exhibit	Greenbush Seed Company & Corley Seed Farm	Trophy
Dept. 17 - Entomology		
Grand Champion Entomology	Quenton Trammell	Trophy
Dept. 18 - Fashion Revue		
Fashion Revue Grand Champion	Sheldon & Deadra Jones	Cash Award
Fashion Revue Reserve Champion	Cherry Mound 4-H Club	Cash Award
Dept. 19 - Fiber Arts		
Most Original Fiber Arts	Bargmann Family	Award
Most Creative Fiber Arts	Star Shooting 4-H Club	Trophy
Dept. 20 - Floriculture		
Champion Flower Exhibit	Seekers Not Slackers 4-H Club	Cash Award
Reserve Champion Flower Exhibit	Seekers Not Slackers 4-H Club	Cash Award
Champion Floral Arrangement	Garnett Flowers & Gifts	Cash Award
Dept. 21 - Foods		
Grand Champion Food Exhibit	Newton Family	Award
Reserve Champion Food Exhibit	Marjorie Stephens	Cash Award
Champion Food Preservation	Gillespie Family	Award
Reserve Food Preservation	Shelly Bargmann	Award
Dept. 23 - Geology / Lapidary		
Champion Sr Geology	Gayla R Corley	Trophy
Champion Intermediate Geology	Gayla R Corley	Trophy
Champion Junior Geology	Gayla R Corley	Trophy
Reserve Champion Sr Geology	Gayla R Corley	Trophy
Reserve Champion Intermediate Geology	Gayla R Corley	Trophy
Reserve Champion Junior Geology	Gayla R Corley	Trophy
Dept. 24 - Home Environment		
Grand Champion Home Environment	Nancy Horn	Award
Dept. 25 - Horticulture		
Grand Champion Garden Exhibit	Greenbush Seed Company & Corley Seed Farm	Trophy

Reserve Champion Garden Exhibit	Greenbush Seed Company & Corley Seed Farm	Trophy
Champion Garden Display	Doug & Debbie Davis	Award
Dept. 26 - Photography		
Grand Champion Photography	Rockers Photography	Trophy
Reserve Grand Champion	Dynamite 4-H Club	Trophy
Ranae Young Family Award		
Dept. 27 - Self Determined		
Grand Champion Self Determined	Newton Family	Cash
Reserve Grand Champion Self	Graham School	Trophy
Determined		
Champion Self Determined	Newton Family	Cash
Notebook		
Dept. 29 - Space Tech		
Grand Champion Rocketry	Chris McDaniel	Trophy
Grand Champion Robotics	Chris McDaniel	Trophy
Dept. 30 - Visual Arts		
Grand Champion Visual Arts	Lucky 13 4-H Club	Cash Award
Most Original Visual Arts Exhibit	Lucky 13 4-H Club	Award
Most Creative Visual Arts Exhibit	Seekers Not Slackers 4-H Club	Award
Dept. 32 - Woodworking		
Woodworking Grand Champion	David Theis	Gift
		Certificate
Woodworking Reserve Grand	Jay D Bodenhamer	Trophy
Champion		
Judging Contests		
Livestock Judging Jr Champion	Eldon Riley	Trophy
Livestock Judging Int Champion	Eldon Riley	Trophy
Livestock Judging Sr Champion	Eldon Riley	Trophy
Herdsmanship Contest		
Champion Club or Chapter	Fair Board	Trophy and
		Food Party
4-H Sportsmanship	David, Angie & Sydney	Award
Outstanding Adult Volunteer	David, Angie & Sydney	Award

