

2 · 0 · 1 · 6



www.andersoncofair.com
www.facebook.com/andersoncofair

2015 Anderson County Fair Sale Buyers

Adams Agency	Manspeaker Farms
Advocate	Mark Mersman
Anderson County Abstract	Mayway Farms
Anderson County Review	McGhee Farms
Anderson County Sales Company	Mr. & Mrs. Charlie McCormick
Auburn Pharmacy	Mt Ida Meats
Aust Farms, Brad Aust, Centerville	Nichols Dairy
Bank of Greeley	O'Malley Equipment
Barnes Seed	Orscheln Farm and Home, Iola
Barney Liquor	Patriots Bank
Beachner Grain	Paula Sjourlund, Avon
Beckman Ford	Plumbing & Heating Unlimited
Beckman Motors	Prairie Belles
Billy Graham	PSI Insurance
Brummel Farm Service	Richard Hale, DDS
Countryside Vet Clinic	Richmond Body Works
Cubit Farms	Rickabaugh Farms
EKAE	RJ Enterprises
Donna Dieker	Xtraformance Feed, Robert Miller
Farm Talk	Russ & Margie Bunnell
Farmers State Bank	Sandi Otipoby, DDS
Fern Manspeaker	Sandra's Quick Stop
Gayle Ratliff	Sauder Feed Company
Gene Hermreck	Schulte Agency
Graham School	3 D Recycling, La Cygne
Greeley Farm Implement	Sonic
GSSB	Steve Blythe DVM
GV Limousin	Taylor Forge
H&R Block	Thane McDainel Trucking
Hansen Limousin	Tom & Joann Johnson
Hayes Molding	Tom Adams Construction
Heartland Tractor	Terry Jasper
JD Auto Supply	Triple Creek Transport
Joe Fritz	Twin Motors
Kansas Property Place	Valley R Agri Services
Leo's Auto Supply	Wes Recycling
LeRoy Cooperative	Whitaker Aggregates
Les McGhee	Wilson Chiropractic
Limousin by Pracht	Wolken Plumbing & Electric Inc
Ludolph Trucking	Wolken Tire
Lybarger Oil	Zook Escavating
Lyon Coffey Electric	

Anderson County Fair & Rodeo Schedule

Friday, July 1

4-H & FFA Pre-Entries due online at <http://andersoncofair.fairentry.com>. Late entry fee is \$25 and will be done at the Extension Office.

Saturday, July 16

7:00 p.m.

Tractor Pull

Saturday, July 30

8:30 a.m.

4-H Pre Fair Judging – ACJSHS

Clothing, Visual Arts, Fiber Arts, and Photography

9:00 a.m.

Geology Judging at County Annex

9:00 – 11:30 a.m.

Fashion Revue Judging

11:45 a.m.

Fashion Revue Call Backs

Monday, August 1

7:00 pm

Draft Horse Pull – Rodeo Arena

Tuesday, August 2

8:00 am – 11:00 am

Conference Judging of 4-H Foods

8:00 am – 11:30 am

Enter All 4-H and Open Class Poultry & Rabbits

8:00 – Noon

Enter All 4-H and Open Class Exhibits Except Items Above

8:00 am – 10:00 am

Enter & Weigh all Market Beef and Bucket Calves

10:00 am – 11:00 am

Enter & Weigh all Swine

* Please have swine in pens by 10:00 a.m.

11:00 – 12:00 pm

Enter & Weigh all Market Sheep and Meat Goats

12:00 Noon

Rabbit Show – Livestock Show Arena

1:00 pm

Judging of 4-H and Open Class Exhibits

Community Building will close at 12:30 pm for judging and reopen at 3:00 pm

2:00 p.m.

Judging of Boy & Girl Scout Exhibits

2:30 p.m.

Poultry Show – Rabbit/Poultry Pen

6:00 pm – 10:30 p.m.

Fun Time Show Carnival Rides

7:00 p.m.

Parade – Stadium

After Parade

Pedal Tractor Pull – North End of Stadium

8:00 p.m.

Fashion Revue & Awards Presentation in Livestock Show Arena

8:00 – 10:00 p.m.

Two Girls and a Zoo - Tent

8:00 p.m.

Ranch Rodeo

A special thank you to the following merchants for providing refreshments to 4-H/FFA members and their families:

Wednesday, August 3 – Morning donuts and juice provided by Frontier Farm Credit Service of Baldwin City.

Friday, August 5 – 1:30 p.m. Pizza provided by Garnett Pizza Hut.

Wednesday, August 3

9:00 a.m.

6:00 p.m. – 8:30 p.m.

6:00 – 10:30 p.m.

6:00 p.m.

6:30 p.m.

7:00 p.m.

7:00 p.m.

7:30 p.m.

Swine Show – Livestock Show Arena

Anderson County Fair Tent

(Fun, Hospitality, Vendor Activity)

Fun Time Show Carnival Rides

Sheep Show – Livestock Show Arena

Children's Cash Grab – near Fair Tent

Pie Baking Contest

Meat Goat Show – Livestock Show Arena

Presentation of Pie Awards & Pie Auction – near Fair Tent

Thursday, August 4

7:30 a.m. – 8:30 a.m.

9:00 a.m.

9:00 a.m.

10:00 a.m.

1:00 p.m.

6:00 p.m.

6:00 – 10:30 p.m.

6:30 p.m.

6:30 p.m.

Enter 4-H and Open Horse

4-H and Open Horse Show – Horse Arena

Dairy Goat Show – Livestock Show Arena

Dairy Cattle Show – Livestock Show Arena

Pet Contest – Livestock Show Arena

Bucket Calf Interviews & Show – Livestock Show Arena

Fun Time Show Carnival Rides

Beef Show – Livestock Show Arena

Shodeo – Rodeo Arena

Friday, August 5

9:00 a.m.

10:30 a.m.

Noon – 5:00 p.m.

Noon – 5:00 p.m.

5:30 p.m.

6:00 – 11:00 p.m.

7:00 p.m.

9:00 p.m. – 12:00 p.m.

Round Robin Showmanship Contest – Livestock Show Arena

Livestock Judging Contest – Livestock Show Arena

Release all Exhibits Not responsible for exhibits after 5pm

Pay Open Class Premiums

Buyers Appreciation Supper – Fair Tent

Fun Time Show Carnival Rides

Livestock Premium Sale – Livestock Show Arena

Concert – Just Passin' Through – Fair Tent

Saturday, August 6

9:00 a.m.

1:00 – 5:00 p.m.

6:00 – 10:30 p.m.

7:00 p.m.

Post-fair clean-up (All 4-H & FFA Families)

Fun Time Show Carnival Rides

Fun Time Show Carnival Rides

Demolition Derby

Sunday, August 9

4:30 p.m.

6:00 p.m.

4-H Club picks up trash after Demolition Derby

4-H Council sponsored swimming party

Table of Contents

Schedule	1-2
Fair Association Members	5
Corporate Sponsors.....	6-19
Major Sponsors.....	20
Event Sponsors	21-22
Grand Marshal	23
Anderson County 4-H Scholarship	24-25
Fair Entry.....	26
Free Concert	27
Pie Baking Contest	28
Anderson County Fair Tent	29
Anderson County Fair Parade.....	30
Event Ticket Information.....	31
Open Pet Show	32
General Rules and Regulations.....	33
Open Divisions	
Beef Cattle.....	34
Dairy Cattle	35
Horse	36
Poultry.....	37
Rabbits.....	38
Sheep	39
Pee Wee.....	39
Baking	40-43
Crafts	43-44
Farm, Orchard and Garden Products	45-46
Fiber Arts/Textiles.....	47-49
Floriculture.....	49-51
Food Preservation.....	51-54
Photography	54-55
Quilts	56-57
Boy Scouts	58-59
Girl Scouts.....	60-61
4-H and FFA Rules and Regulations	62-63
4-H and FFA Sale	63-64
Fair Grounds Clean-up Schedule.....	64
Herdsmanship Contest.....	65
4-H and FFA Divisions	
Beef	66
Bucket Calf.....	67
Dairy.....	67
Dairy Goats	68
Horse	69
Meat Goats	70
Poultry.....	71
Rabbits.....	72

Sheep	73
Swine	74
Round Robin	74
Livestock Judging	75
Cloverbuds Showcase.....	75
Banners.....	75
Clothing.....	76
Crops	77
Energy Management	78-79
Entomology	80-83
Fashion Revue.....	84
Fiber Arts	84-85
Floriculture.....	86
Foods	87-90
Forestry	91-92
Geology/Lapidary.....	92-94
Home Environment	95
Horticulture	96-97
Photography	98-100
Self Determined.....	100
Shooting Sports	100-101
Space Tech	101-108
Visual Arts	108
Wildlife	109
Woodworking.....	110
FFA	110
Advertisements	111-128
4-H and FFA Awards and Sponsors	129-133

2016 Anderson County Fair Association

PO Box 301; Garnett, KS 66032

Email address - andersoncofair@hotmail.com

Website - www.andersoncofair.com

Facebook – www.facebook.com/andersoncofair

Fair Entry website (4-H/FFA and Open) - <http://andersoncofair.fairentry.com>

Executive Board

Jess Rockers, President

Justin Zook, Vice President

Rick Wiley, Secretary

Debbie Davis, Treasurer

Ruth Pracht Lacie Davis Brandi Buzzard Frobose

Curtis Hughes Kirby Barnes Cody Davis

Committees

Rules

Executive Board Members

Sponsor/Finance

Debbie Davis

Jess Rockers

Advertising

Ruth Pracht

Lacie Davis

Commercial Booths

Ruth Pracht

Lacie Davis

Entertainment

Debbie Davis

Brandi Buzzard Frobose

Fair Book

Ruth Pracht

Building & Maintenance

Randy Bunnell

Rick Wiley

Terry Egidy

Parade

Kenny Kellstadt

Jerry Padfield

Garnett Optimist Club

Anderson County Tent

Ruth Pracht

Lacie Davis

Ranch Rodeo

Les McGhee

Jess Rockers

Curtis Hughes

Kirby Barnes

Horse Pull

Terry Jasper

Charlie Jasper

Sale

Ron Ratliff

Christy Ratliff

Bill Pracht

Deanna Wolken

Pie Baking Contest

Lacie Davis

Cody Davis

Tractor Pull

Rick Wiley

Duane Kipper

Rick Feuerborn

Terry Feuerborn

Justin Zook

Kirby Barnes

Demolition Derby

Brent Sleezer

Jess Rockers

Kirby Barnes

2016

Corporate Sponsors



"Serving Customers Since 1973"

2701 N. State St., Iola KS
(800) 367-2187 • (620) 365-2187

Mont Ida Meats

Howard Yoder
Owner-Operator

22468 NW Indiana Rd
Welda, KS 66091

(785) 489-2212

2016 Corporate Sponsors

BECKMAN MOTORS



BUICK

**701 N. Maple Hwy. 59
Garnett, KS
785-448-5441**



GSSB

GOPPERT STATE SERVICE BANK

Three Locations To Serve You:

106 E. 5th, Garnett, KS

114 N. Maple, Garnett, KS

207 E. Broad St, Colony KS

785-448-3111

2016 Corporate Sponsors



*Fertilizers • Chemicals • Custom Application
Feed • Seed • Livestock Supplies*

Licensed and Bonded

Garnett 785-448-3712

Kincaid 620-439-5600

Greeley 785-867-2140

Richmond 785-835-6125

Harris 785-448-6808

Williamsburg 785-746-5300



SONIC DRIVE IN

supports the Anderson County Fair and wishes all participants
GOOD LUCK! Stop by and check out our new

Happy Hour, Everyday 2-4 p.m.

1/2 Price Drinks & Slushes

**Hwy 59, Garnett
448-6393 or 448-6494**



Jason and Paula Sjolund, Owners

2016 Corporate Sponsors



ADVOCATE

117 East 4th Avenue • Garnett, KS 66032

785-448-7000

Fax: 785-448-9800

Email: garnettadvocate@yahoo.com

*Serving Anderson County and Southern
Franklin County every Tuesday & Friday.*

BEHIND EVERY PROJECT IS A
True Value®

Garnett True Value Home Center

410 N Maple

Garnett, KS 66032

(785) 448-7106

2016 Corporate Sponsors




Keegan Barnes
785-304-2500



2016 Corporate Sponsors

**BRUMMEL
FARM
SERVICE**



HELPING AGRI-BUSINESS GROW CHEAP FOOD

Garnett, KS 66032

Phone: (785) 448-3161 or (785) 448-5720

Agricultural Supplies



GARNETT, KANSAS
Bonded and Insured

Justin Zook
785-448-4431
785-448-3317

Terry Zook
785-204-0557
785-448-6742

2016 Corporate Sponsors

WOLKEN **PLUMBING & ELECTRIC**

Sales • Service • Installation

785-448-6771



Heating & Air Conditioning
Radiant Floor Heat

815 W. 11th Ave, Garnett, KS 66032



Agri Service, Inc. • Garnett, KS

20467 NW 1600Rd., Garnett, KS 66032
(785) 448-6533

SMS Nutrition Products - Crystalyx Products
Handling Grain & Protein Commodities
Asgrow & Dekalb Seed

2016 Corporate Sponsors



Quality Structures, Inc.

167 Highway 59, Richmond, KS

800-374-6988

Richmond, Kansas • Haven, Kansas • Ingalls, Kansas



**Anderson
County Hospital**

SAINT LUKE'S HEALTH SYSTEM

2016 Corporate Sponsors



Fuel for the Future

East Kansas Agri-Energy

785-448-7991

HJFOLTZ@GMAIL.COM

JOHN FOLTZ

OWNER

123 N MAIN
P.O. BOX 142
GREELEY, KS 66033

JOHN FOLTZ PLUMBING & ELECTRIC

THANK YOU FOR YOUR BUSINESS!



2016 Corporate Sponsors

**AUBURN**
PHARMACY

"Caring for the health of you and your community"

429 N. Maple • 448.6122
M-F 8:30-7; Sat. 8:30-2

Connect with our AuBurn RXpress mobile App
www.auburnpharmacies.com

MILLER
HARDWARE 

Mike & Amy Blaufuss, owners

703 NORTH MAPLE
GARNETT, KANSAS 66032
785-448-3241

Your neighborhood  **ACE**
Hardware

2016 Corporate Sponsors



FOR SALE
Benjamin
REALTY

785-448-2550



24 Hours/7 Days A Week

- Everyday Food Selections
- Gift Selections
- Convenience Store & More!!!

Highway 169 & 59 Junction
Garnett, Kansas
(785) 448-6582

Sandra and Terry Zook owners

2016 Corporate Sponsors



matt foltz

cell: 785.204.1464

fax: 785.448.5551

mattfoltzconst@hotmail.com



2016 Corporate Sponsors



HOEGEMEYER™
THE RIGHT SEED.

Contact your local dealer, Richard Parks,
at 785-448-4177 for all your seed needs.



**YODER
AUCTION
SERVICE**

Ben Yoder • Auctioneer

785-448-4419 or 785-489-2349
benyoder45@yahoo.com

2016 Corporate Sponsors



785-448-5830

McAdam Framing

Jeremy McAdam

30097 NW Wilson • 785-304-2172

Custom Work ♦ New Home Construction
Remodel ♦ Barns ♦ Siding ♦ Windows ♦ Roofing

In business since 1999, Fully Insured



M.A.C. Inspections

Home Inspector

macinspections.jm@gmail.com

Providing piece of mind.

Major Sponsors



Greeley / Garnett Quarry

26690 NE 2000 Rd
Greeley, KS 66033
(757) 816-1999

Home Office: La Cygne, Kansas • Business Office: (913) 757-4457



FRONTIER
FARM CREDIT

www.frontierfarmcredit.com

Cleanup Courtesy of

CHORE-BOYZ-SERVICE LLC

Livestock Waste Management & Removal

Ron Peine-Owner/Operator, Greeley, KS

*Manure hauling, spreading, loading, stables,
holding pens, feed lots, hayrings, etc.*

913-636-1099 or 785-867-3670

Event Sponsors



Wittman NAPA Auto Parts

138 E 6th
Garnett, KS
785-448-6611



Insurance Agency
"A Policy For Every Need"

785-448-3841
118 E. 5th Ave., Garnett, KS 66032

KOFO
Country Favorites

Ottawa, KS 66067
(785) 242-1220

RICKERSON
PIPE LINING



World's Longest Lasting Pipe
201 S. Catalpa, Garnett, KS
785-448-5400

6th Ave Boutique & Bronze



427 W. 6th Ave. • Garnett • (785) 448-2276

**B&W Trailer
Hitches**

1216 Hawaii Road
Humboldt, KS 66748
620-473-3664



32465 NE Neosho Road
Garnett, Kansas 66032
785-835-6246

Pat's Signs

561 Main
Osawatomie, KS 66064

913-755-4474

Event Sponsors

MAPLE
STREET
LIQUOR

J-D's Automotive

511 S State St, Iola, KS 66749
(620) 365-3163

Other Donations

Farmers State Bank

Thank You!

***We wish to express our thanks
to all the volunteers, sponsors,
advertisers, 4-H and FFA families and
the community who help make the
Anderson County Fair a success.***

2016 Grand Marshal

John Wolken has been involved with 4-H since he was a young boy, first as a member of Star Shooting 4-H and then later his sons were members of the same club. During his years of membership, he recalls the meetings being held at the members' houses and felt that it was like a brotherhood. Especially when it came to helping out, as the older members would teach the younger ones how to handle livestock. John's favorite memory from his 4-H years was winning Champion Registered Angus Heifer at the State Show which was in Topeka.



During his career he worked as a professional welder and worked on government welding projects which included missile bases in numerous states. Upon moving his family back to Kansas he began work with Pipefitters Union #533 and worked on numerous projects in the Kansas City area and the LaCygne Power Plant before retiring in 2002.

While working, he also had a cow-calf operation raising registered Simmentals for a number of years working to increase the quality of his herd and currently has Angus cattle. Twin calves over the years have made bucket calves for his grandkids projects helping the next generation along.

John's two sons, Tom and Chuck were members of Star Shooting and during their time showing livestock John served as Beef Leader. In addition to the county fair, they also exhibited cattle at several other shows including area spring shows, the Kansas Junior Livestock Show, and other local fairs.

He keeps himself busy now that he's retired with several hobbies. One of those being a rather large garden he and his wife Fern tend to and share the produce with family, friends and neighbors every summer. He also continues to weld and is involved with Holy Angels Church and the Knights of Columbus helping with their numerous projects.

John and Fern have nine grandkids: Emily, Reuben, Richele, Jacob, Katelyn, Johanna, Joe, Justin, and Preston and nine great grandchildren.

2016 Anderson County 4-H Scholarship



“I truly had no idea the impact 4-H would have on my life.”

Cassidy Lutz is the daughter of Gerald Lutz and Teena Lutz. She has been a member of the Lucky 13 4-H club for 11 years and a 4-H Key Award recipient. She was the President of Lucky 13 for one year, the Vice President for two years and historian for five years. Cassidy also served as the 4-H Council secretary for one year and reporter for one year. She plans to attend

Butler Community College in the fall and major in food science and safety while playing volleyball for the Lady Grizzlies. She then plans to transfer to Kansas State University to finish her education.

“4-H has supported the values I have of family, faith, farm, and fun.”

Cassidy remembers 4-H before she was old enough to be a member. She remembers making ponds in the sand at the Anderson County Fair show arena and that was the start of the 4-H fun. She was often doing the same things as her sister but at a younger age. When she was in the 4th grade she was narrating for the local style review then for the Kansas State fair at the age of 12. As she went on to high school she became more involved. Cassidy was in National Honor Society, played volleyball, FFA, KAY, class officer and drama club.

“4-H has taught me how important cooperation and patience are.”

Cassidy has been involved in many committees and leadership activities. She was on the local style review committee, state style review committee, tour chairman, building and grounds chairman, exchange meeting and National 4-H week. Some of her leadership roles include; help tag-a-longs get sheep and exhibit, Frontier District 4-H youth planning representative, speaking to younger kids in local schools, assist with FACS judging and the Kansas Junior Livestock Show sheep exhibitor. Cassidy learned that as a leader it is important that the focus is not on you, but on the children you are trying to help.

“I believe there is true value in being a hard worker and a good listener.”

Cassidy has spent numerous hours volunteering. One of her teachers said “She has accumulated nearly 500 community service hours

of the last four years.” Her community service projects range from giving sheep facts at “Day on the Farm” to selling fair ads.

“Her passion and dedication have never waived.” said her high school teacher. There is a certain sadness as she comes to the end of her 4-H experience but great joy in knowing it will still be here for future generations. Cassidy is proud to say she has been a part of 4-H.

Past 4-H Scholarship Winners:

Kelli Bunnell – 2004	Colby Brownrigg – 2011
Dena Bunnell – 2005	Amanda Nelson – 2012
Not given in 2006	Wyatt Pracht – 2013
Aaron Sobba – 2007	Storm Pracht – 2014
Rachel Wiley – 2008	Seth Wolken – 2015
Alyssa Sobba – 2009	Cassidy Lutz – 2016
Eli Johns – 2010	

The scholarship was first started with memorial monies from the family of Maurice (Maury) Harrington (1931–2003), retired Anderson County Agricultural Agent. Families of Alfred Bunnell (1928-2003), 4-H leader and longtime fairboard member; and Waldo Poovey (2004), longtime fairboard member and 4-H livestock leader; chose the 4-H Scholarship for their memorial monies. The family of Helen Cubit (2007), former Anderson County Home Economics Agent and longtime 4-H community Leader of Lucky 13 also gave memorial money to the 4-H Scholarship.

www.frontierdistrict.ksu.edu

Anderson County Fair Entries

New in 2016

**All Departments and Divisions,
Including Open and 4-H/FFA
Will enter exhibits online at**

<http://andersoncofair.fairentry.com>

4-H/FFA Pre-entry June 15-July 1

***All 4-H/FFA exhibitors must pre-enter by July 1 or
they will incur a \$25 late fee**

Open Pre-entry July 1-July 27

***Pre-entry for open class is not required (except
poultry, rabbits and horses), but appreciated.**

**Open Class – Skip the lines on Tuesday
Entry Day by pre-entering.
Entry tags will be printed
and ready to go!**

**Online entry is designed to be completed
with a computer or even a smartphone.**

**Dates and times for open class exhibitors
wishing to pre-enter, but wanting
assistance will be announced. Watch
local newspapers for more information.**

Music Concert



Under the Anderson County Fair Tent

Concert Provided by the
Anderson County Fair Board

Free Will Donation

No glass bottles allowed!



**13th Annual
Pie Baking Contest
Anderson County Fair**

When: Wednesday, August 3

**Judging begins 7:00 pm
Tent at the Fairgrounds**

**Bring pie and recipe to Community Building Kitchen
No earlier than 6:30 pm**

**NO cream, meringue, pumpkin, cream cheese,
or whipped cream pies.**

**Awards Presented at 7:30 pm
Auction at 7:45 pm**

Prizes:

**1st place – Gift Basket & \$100 cash
2nd place – Gift Basket & \$60 cash
3rd place – Gift Basket & \$40 cash**

Contact:

Lacie Davis (785) 304-9665

Anderson County Fair Tent

Wednesday, August 3

6:00 – 8:30 p.m.

Stop by the Anderson County Fair Tent to register for **FREE** giveaways and Grand Prize drawing.

Drawing* to be held at 8:30 p.m.



Contact:

Ruth Pracht (785) 448-9841
or
Lacie Davis (785) 304-9665

Tent brought to you by the Anderson County Fair Board.

****Must be present to win.***

Anderson County Fair Parade

August 2

Registration: Entries and floats due by **July 30.**

Call (785) 448-6261 or (785) 448-6389

6:00 pm – Floats line up for judging.

6:30 pm – bicycles, horses and riders, etc. line up and judging

6:55 pm – Presentation of 4-H Scholarship

7:00 pm - Parade Begins

Parade Coordinators: Kenny Kellstadt, Jere Padfield, and Garnett Optimists
Bill Pracht, Jake Strobel

Theme: Timeless Traditions

Grand Marshal – John Wolken

Rules for Float Entry: Any truck or trailer more than 8' in length, appropriately decorated and carrying out the theme will be considered a float.

No throwing of candy from floats allowed during parade.

Float Prizes	1st	2nd	3rd
Best Commercial Float	50	30	15
Best Organizational Float	50	30	15
Best Youth Float	50	30	15
Best 4-H Float	50	30	15
Best Assisted Living Float	50	30	15
Man, rider	5	3	1
Woman, rider	5	3	1
Boy, rider	5	3	1
Girl, rider	5	3	1
Horse-drawn vehicle	3	2	1
Antique Car	10	6	3
Antique Tractor or Farm Equipment	10	6	3
Best Boy's Decorated Bike	3	2	1
Best Girl's Decorated Bike	3	2	1

*Each child under the age of 12 with pony gets \$1.

**All floats entered which do not receive a ribbon placing will get \$10.

Pedal Tractor Pull after Parade

Sponsored by Anderson County Farm Bureau Association

Boys and Girls Ages 4-11

Prizes awarded to all Contestants

Tractor and Sled provided.

Pre-entry at Anderson County Farm Bureau.

Event Tickets – No Refunds on Advanced Tickets Sold
Children ages 5 years and under are free.

TRACTOR PULL

Saturday, July 16 7:00 p.m. Tractor Pull Track
For Information Contact: Duane Kipper (785) 448-4306
Advanced Tickets \$10.00 Tickets at the Gate \$15.00

DRAFT HORSE PULL

Monday, August 1 7:00 p.m. Rodeo Arena
For Information Contact:
Terry Jasper (785) 448-8191 or Charlie Jasper (785) 448-7634
Tickets at the Gate \$5.00

RANCH RODEO

Tuesday, August 2 8:00 p.m. Rodeo Arena
For Information Contact: Les McGhee (785) 448-4695
Tickets at the Gate \$5.00

TWO GIRLS AND A ZOO

Tuesday, August 2 8:00 pm – 10:00 pm
on ball field near Fair Tent
Free to Attend
animal feed will be available for purchase

MUSIC SHOW

Friday, August 5 9:00-12:00 p.m.
Just Passin Through Band
Under Anderson County Fair Tent
Free Will Donation

DEMOLITION DERBY

Saturday, August 6 7:00 p.m. Rodeo Arena
For Information Contact: Brent Sleezer (620) 364-6088
ENTRIES MADE THE DAY OF EVENT
SPECIAL RULES AND REGULATIONS
www.andersoncofair.com
Advanced Tickets \$5.00 Tickets at the Gate \$10.00

Open Pet Show

Sponsorship and Management:

Amanda Allison & Countryside Vet Clinic

Thursday, August 4

1:00 pm

Livestock Show Arena

General Guidelines

1. This is a youth event for ages 5 – 16.
2. All dogs (goats, potbellied pigs) must be on a leash at all times.
3. All cats or other pets (rabbits, ferrets, pocket pets, turtles) must be restrained in carrier or appropriate cage. When handled outside carrier, cats should be fitted with harness/collar and leash.
4. Children under 16 years old should be accompanied by parent/guardian when outside of show ring.
5. Animals should be kept separated from other contestants at all times to prevent fights and serious injury.

Showmanship – 100 point scale

(Class is open to ALL pets. Tables will be provided for pets needing assistance. Dogs will be required to walk on leash for judging. Animals not able to walk on a leash will be judged separately.)

Care of the Pet – 20 points

Owner will be judged on the overall cleanliness of pet.

Knowledge of the Handler – 60 points

Each owner will be judged on their ability to answer questions about their pet.

Coordination between Owner and Pet – 20 points

Owner will be judged on ability to walk animal on leash and respond to basic commands such as “sit”. Pets not able to be walked on a leash will be judged on the owner’s presentation of the pet on the table.

Owner/Pet Look-A-Like – 100 point scale

(Class is open to all pets.)

Care of the Pet – 20 points

Knowledge of the Owner – 30 points

Resemblance – 50 points

Owner will be judged on their ability to look like their pet.
Judging will be very informal.

General Rules and Regulations

1. Livestock must be owned by the exhibitor, farm product and other articles must be exhibited by the producer or maker.
2. Cattle determined by exhibition staff to have lesions of ringworm, warts or infested with mange will not be permitted to exhibit.
3. Sheep shall:
 - Be free of any signs of “sore mouth
 - Be free of any signs of active fungal (ringworm) infection, including club lamb fungus.
4. Goats determined by exhibition staff to have sore mouth, lesions of ringworm, warts or infested with mange will not be permitted to exhibit.
5. The same article or animal will be allowed to compete for only one premium, except for the championship, group prizes and special classes.
6. Exhibits must be entered with the superintendent of the department on Tuesday of the Fair according to the printed schedule.
7. No consumption of alcoholic beverages in barns and on fairgrounds.
8. All exhibits will remain in place until 12:00 p.m., Friday of the Fair
9. All exhibits must come from residents in Anderson, Franklin, Coffey, Allen, Linn, Miami, Osage, Woodson, or Bourbon Counties.
10. No article of animal deemed unworthy will be awarded a premium.
11. All open class premiums will be paid starting 12:00 p.m. on Friday of the Fair
12. In no event shall the Anderson County Fair Association or its officers, directors or members be held responsible for any loss or damage to the property or person of the exhibitor or other persons while on the fairgrounds regardless of the cause. All diligence will be used to prevent loss or mishap.
13. The Fair Association reserves the right to have anyone causing disturbance on the fairgrounds removed. The Fair Association also has the authority to withhold premiums and remove entries.
14. In no event shall the Fair Association or its officers, directors or members be held responsible for any injury, theft, loss, death, disease or health problem an animal acquires during transport to and from the fair, or while at the fair.
15. No dogs, cats or other pets, except seeing-eye dogs, hearing assistance dogs, and dogs trained to assist the handicapped, shall be permitted on the fairgrounds during the County Fair, except in the designated areas. In designated areas, pets must be on a leash, contained in living quarters or trailers. Designated areas include in and around the livestock show arena only during the pet show and the trailer parking area. Any animal posing a threat to the safety and enjoyment of fair guests or animal exhibits will be removed.

Grievance Procedure

1. Any complaints shall first be taken to the superintendent. If no agreement is reached, it will be turned over to a three-person grievance committee.
2. A local veterinarian will inspect all animals to see that there is no evidence of contagious or infectious disease at the time of unloading or shortly thereafter.

The Anderson County Fair Association

Open Beef Cattle Division A

Superintendents: Bill Pracht and Tim Benton

Premiums: 1st - \$6.50; 2nd - \$4.50; 3rd - \$2.50

Champion bull each breed

Champion female each breed

1. Date of computing age of beef cattle – September 1.
2. Show order to be determined by superintendent.

Breeds:

- | | |
|--------------|--------------|
| 1. Angus | 5. Simmental |
| 2. Charolais | 6. Shorthorn |
| 3. Hereford | 7. Other |
| 4. Limousin | |

Classes:

1. Junior calf
2. Senior calf
3. Summer yearling
4. Junior yearling
5. Senior yearling
6. Aged class
7. Bull calf under one year
8. Bull over one year and under two years
9. Bull two years old and over
10. Herd, one male and three females

Beef Cattle Display Only Pens

1. Must be pre-entered at the Extension office by July 1. (785) 448-6826
2. Pens for livestock exhibitors will be available for commercial or registered cattle in the middle cattle barn at the fairgrounds. Standard pen area will be 12 feet deep and 12 feet long. Smaller pens will be made available if requested. Pens will be furnished by the Anderson County Fair Association.
3. Livestock may be exhibited and shown in classes above.
4. All livestock pens are to be cleaned twice daily prior to 6:00 p.m.
5. Charge for exhibit pens will be \$1 per frontage foot.

Open Dairy Cattle

Division B

Superintendent: Margie Bunnel

Premiums: 1st - \$6.50; 2nd - \$4.50; 3rd - \$2.50

Champion male each breed

Champion female each breed

1. Show order to be determined by superintendent.
2. Lactating cows may be brought to the fair the morning of the show and may leave following the completion of the show.

Breeds:

1. Ayrshire
2. Holstein
3. Jersey
4. Other Breeds

Classes:

1. Junior calf, born after 3/1 current year
2. Heifer calf, 9/1 prev. year to 2/29 current year
3. Junior yearling, 3/1 prev. year to 8/31 prev. yr
4. Senior yearling, 9/1 2-yrs prev. to 2/29 prev. yr
5. Two year old cow
6. Three year old cow
7. Four year old cow
8. Aged cow, 5+ years
9. Three best animals
10. Bull calf, less than 6 months

Open Horse Division C

Superintendents: Curtis and Jenny Hughes

Premiums: 1st - \$6.50; 2nd - \$4.50; 3rd - \$2.50

PeeWee - each class \$2.00

Champion each breed-type at halter

Grand Champion at halter

Champion Performance

1. All horses and classes must be pre-entered by July 1 to the Extension Office. Entry form is available in the middle of this book.
2. Horses will check-in between 7:30 a.m. and 8:30 a.m. on Thursday of fair week. Check with show secretary for directions.
3. Horse show dress code will be observed (long pants, long sleeved shirt, hat or helmet, boots, etc.)
4. All horses should be accompanied by a negative EIA (coggins test, issued within 12 months of exhibit). These should be made available to officials at the time of entry or upon request.
5. All classes will be held in accordance with the Kansas 4-H Horse Show Rule Book (even though they are open class.)
6. If there are less than 3 participants in a class, the judging may be combined with other groups at the judge's discretion. Participants will still receive individual class awards.
7. Class order will be 4-H, Open, then PeeWee (under 7) as printed in fair book (no showmanship Open and PeeWee).
8. For halter classes only, open class exhibitors must show a different horse than anyone has shown in the 4-H division, except PeeWee.
9. Stock-Type horse breeds are Quarter Horse, Appaloosa, Paint, Buckskin, Palomino, etc.
10. Non-Stock-Type horse breeds are Arabian, Morgan, Thoroughbred, American Saddlebred, etc.

Sections:

Halter:

1. Stock-Type
2. Non-Stock-Type
3. Pony
4. Mule
5. PeeWee (all one class)

Performance:

6. Horsemanship
7. Western Pleasure
8. Reining
9. Trail
10. English Pleasure
11. Barrel Racing
12. Pole Bending

Classes:

Halter:

1. Weanling
2. Yearling – 2 year old gelding
3. Yearling – 2 year old mare
4. 3 years - + gelding
5. 3 years - + mare
6. PeeWee exhibitor

Performance:

7. Open
8. PeeWee

Open Poultry

Division D

Superintendent: Rick Sumner

Premiums: 1st - \$1.50; 2nd - \$1.25; 3rd - \$1.00

Champion each section under chickens and other

Grand Champion Poultry

1. All poultry must be pre-entered July 1 through July 20 (by July 20) online at <http://andersoncofair.fairentry.com>. This is needed for pen assignment and Pullorum testing.
2. Poultry must be in place by 11:30 a.m., Tuesday of fair week. Judging will begin after 4-H poultry.
3. Any poultry exhibits must meet the Breed Standard as listed in the Poultry Standard of Perfection.
4. Poultry showing symptoms of disease or infection of any type will be denied entrance.
5. Each exhibitor is responsible for the care and feeding of his/her birds.
6. Exhibitors may have up to 20 total birds.
7. Testing for Pullorum disease for exhibition poultry is required every year. A certified tester will be available on a designated date before the fair or individuals can ensure the testing is done and paperwork is provided at the time of entry. Testing is not required for waterfowl or pigeons.

Sections:

Chickens:

1. Large Fowl
2. Bantams
3. Production Pullet Pen
4. Production Hen Pen
5. Meat Pen

Other:

6. Turkeys
7. Ducks
8. Geese
9. Other Poultry

Classes:

Chickens:

1. Cock, hatched prior to Jan. 1 of current year
2. Cockerel, hatched after Jan. 1 of current year
3. Hen, hatched prior to Jan. 1 of current year
4. Pullet, hatched after Jan. 1 of current year
5. Pens of three, all same sex

Other:

6. Male (tom, drake, gander or cock) less than one year
7. Male (tom, drake, gander or cock) one year or older
8. Female (hen or goose) less than one year
9. Female (hen or goose) one year or older

Open Rabbits

Division E

Superintendent: Rick Sumner

Premiums: 1st - \$1.50; 2nd - \$1.25; 3rd - \$1.00

Champion each breed

Grand Champion Rabbit

1. All rabbits must be pre-entered July 1 through July 20 (by July 20) online at <http://andersoncofair.fairentry.com>. This is needed for pen assignment.
2. Rabbits must be in place by 11:30 a.m., Tuesday of fair week. Judging begins after 4-H rabbits.
3. Only rabbits of outstanding quality, health and vigor will be allowed to enter.
4. Each exhibitor is responsible for the care of his/her rabbits. Two entries per class allowed.
5. Only breeds recognized by the American Rabbit Breeders Association are eligible for Grand Champion rabbit overall and to exhibit at the State Fair.
6. Each rabbit is to be legibly and permanently tattooed in its left ear for identification.
7. Senior rabbits are eight months of age and over for breeds with Intermediate classes; six months and over for all other breeds.
8. Intermediate rabbits are six to eight months of age only for breeds designated with a * or ▲.
9. Junior rabbits are under six months of age all breeds. Designated breeds eligible for pre-junior (under three months)
10. Pre-Junior rabbits are under three months of age only for breeds designated with a *.

Sections:

Breeds:

- | | |
|----------------------------|------------------|
| 1. Checkered Giant* | 7. Mini Lop |
| 2. Californian* | 8. New Zealand* |
| 3. Dutch | 9. Rex |
| 4. Flemish Giant▲ | 10. Satins* |
| 5. Himalayan | 11. Other Breeds |
| 6. Lop (English & French▲) | 12. Crossbred |

Classes:

1. Senior Buck
2. Senior Doe
3. Intermediate Buck (* or ▲ only)
4. Intermediate Doe (* or ▲ only)
5. Junior Buck
6. Junior Doe
7. Pre-Junior Buck (* only)
8. Pre-Junior Doe (* only)
9. Meat Pen

Open Sheep Division F

Superintendent: Jody Newton

Premiums: 1st - \$3.50; 2nd - \$2.50; 3rd - \$1.50

Champion ewe each breed

Champion ram each breed

1. Show order to be determined by superintendent.

Breeds:

1. Dorset
2. Hampshire
3. Southdown
4. Suffolk
5. Other

Classes:

1. Ewe over one year old
2. Ewe under one year
3. Ram over one year
4. Ram under one year
5. Flock (one ram, four ewes)

PeeWee Livestock

1. Livestock exhibitors under age 7
2. Exhibitors may borrow livestock from 4-H, FFA or Open exhibitors
3. Classes held following 4-H/FFA showmanship
4. Non-competitive exhibit – just for fun
5. Exhibitors will receive \$2 from the Anderson County Fair Board

Species:

1. Bucket Calf
2. Dairy
3. Horse
4. Meat Goat
5. Sheep
6. Swine

Department G - Baking

Superintendents: Connie Thompson, Erin Zook, Nancy Ellington

Location: Community Building

Premiums: Blue \$2.50 Red \$1.50 White \$1.00

Grand Champion and Reserve Grand Champion Ribbon

Champion Ribbons will be given to Yeast Breads, Quick Breads, Cakes, Cookies,

Two Crust Pies, Candies, Junior Exhibits and Nursing Home Exhibits

if there are more than 5 items exhibited in a class division.

1. Exhibitor may enter one exhibit per class.
2. Entries are 8 am to noon, first day of the Anderson County Fair.
3. **Exhibit the entire food product with a recipe on a 3x5 –inch card.**
4. Baking items must be made by the exhibitor.
5. Food exhibits must be placed in food grade plastic bags. Exhibits in plastic wrap will not be accepted.
6. Perishable foods are not allowed in Yeast Breads, Quick Breads, Cakes, Cookies, Pies, and Junior/Teen/and Care Facility classes. Perishable foods are those with custard and cream cheese type fillings and frosting or foods requiring refrigeration. For more details, contact the Extension Office at 785-448-6826 for the publication *Food Safety Recommendations for Safe Fair Exhibits*.
7. **No cupcake liners or papers can be used.**
8. Exhibits will be displayed for the entire fair. You make pick up exhibits and ribbons at noon when exhibits are released on Friday.
9. Superintendents can add fair classes for quality exhibits when there are no appropriate classes.

Yeast Bread Classes:

1. Loaf of White or French
2. Loaf of Whole Wheat
3. Dinner Rolls, 3 on a plate (cab not be whole wheat)
4. Whole Wheat rolls, 3 on a plate
5. Cinnamon Rolls, 3 on a plate
6. Holiday Bread
7. Bread Produced in a Bread Machine
8. Miscellaneous Yeast Bread

Quick Breads Classes:

9. Banana, Nut, Zucchini
10. Muffins, 3 on a plate
11. Biscuits, 3 on a plate
12. Cornbread, entire product
13. Miscellaneous Quick Bread

Cakes and Cupcake Classes:

14. Unfrosted Angel Food, top side up
15. Unfrosted Chiffon cake, top side up
16. Cake, frosted, any flavor
17. Bundt Cake, any flavor
18. Miscellaneous Cake, frosted or unfrosted

19. Cupcakes, 3 on a plate, decorated or frosted

Cookies – 3 on a plate

20. No Bake Cookies, any kind
21. Chocolate Chip Cookies
22. Peanut Butter Cookies
23. Sugar Cookies
24. Oatmeal Cookies
25. Brownies, 3 on a plate
26. Bar Cookies, any kind not listed, 3 on a plate
27. Party or Holiday Cookies
28. Miscellaneous Cookies
29. Modified Cookie Recipe, (reduce calories, sodium, or fat) Submit original recipe and modified recipe on a 3x5-inch card.

Two Crust Pies

30. Apple
31. Cherry
32. Peach
33. Miscellaneous, any fruit pie not listed

Candies – four pieces on a plate

34. Fudge
35. Miscellaneous Candy

Junior (10 years and younger)

36. Yeast Bread, any type
37. Dinner Rolls, 3 on a plate
38. Cinnamon Rolls, 3 on a plate
39. Quick Bread, any type (zucchini, banana, nut)
40. Muffins, 3 on a plate
41. Cupcakes, 3 on a plate, decorated or frosted
42. Cake, frosted, any kind, entire product
43. Trail Mix – 1 ½ cups in a zip loc bag
44. No-Bake Cookies, 3 on a plate
45. Drop Cookie, any kind, 3 on a plate
46. Bar Cookie, any kind, 3 on a plate
47. Brownies, 3 on a plate
48. Layer cake, frosted, any kind
49. Fudge
50. Miscellaneous Candy
51. Pie, any fruit
52. Miscellaneous Exhibit, not listed above
53. Decorated Cake, not Styrofoam

Teens (11 years to 18 years)

54. Yeast Bread, any type
55. Dinner Rolls, 3 on a plate
56. Cinnamon Rolls, 3 on a plate
57. Quick Bread, any type (zucchini, banana, nut)

58. Muffins, 3 on a plate
59. Cupcakes, 3 on a plate, decorated or frosted
60. Cake, frosted, any kind, entire product
61. Trail Mix – 1 ½ cups in a zip loc bag
62. No-Bake Cookies, 3 on a plate
63. Drop Cookie, any kind, 3 on a plate
64. Bar Cookie, any kind, 3 on a plate
65. Sugar Cookies
66. Oatmeal Cookies
67. Brownies, 3 on a plate
68. Layer cake, frosted, any kind
69. Pie, any fruit
70. Miscellaneous Exhibit, not listed above
71. Decorated Cake, not Styrofoam

Exhibitors Living in a Care Facility

72. Muffins, 3 on a plate
73. Oatmeal Cookies, 3 on a plate
74. Chocolate Chip Cookies, 3 on a plate
75. Drop Cookie, not listed, 3 on a plate
76. Bar Cookie, not listed, 3 on a plate
77. No-Bake Cookie, 3 on a plate
78. Miscellaneous Exhibit, not listed above

King Arthur Flour

79. King Arthur Flour Adult Holiday Bread Contest class
80. King Arthur Flour Junior/Youth Holiday Bread Contest class
(ages 7 -18 years)



Red Star Yeast will provide RED STAR® merchandise item to be given as fair awards.



King Arthur Flour Baking Contest

Holiday Bread

2016 Prizes:

Adult Category

1st place: \$75 gift certificate to the Baker's Catalogue/
kingarthurfLOUR.com

2nd place: \$50 gift certificate to the Baker's Catalogue/ kingarthurfLOUR.com

3rd place: 9" x 13" Cake and Brownie Pan

Junior/ Youth Category

1st place: \$50 gift certificate to the Baker's Catalogue/
kingarthurfLOUR.com

2nd place: \$25 gift certificate to the Baker's Catalogue/
kingarthurfloor.com

3rd place: 8'' Square Brownie Pan

In addition, all winners receive a beautiful ribbon. 3rd place: King Arthur
Flour Baker's Companion Cookbook

Winners will also receive a gorgeous ribbon!

Contest Rules:

1. Exhibitors must bring the opened bag of King Arthur Flour or submit a UPC label from the flour bag when entering the yeast bread.
2. Exhibitor must have a legible recipe. Directions for preparing the recipe must be clear; measurements should be in level cups, tablespoons, teaspoons or fractions thereof; also include pan size, cooking temperature, number of servings and any other pertinent information.
3. Upon submission, recipes will become property of the NC State Fair and King Arthur Flour, which reserves the right to edit, adapt, copyright, publish and use for publicity, promotion, advertising without compensation.
4. To be a contestant, recipe and entry form needs to be entered with product. Entry forms not completed fully will not be accepted.
5. Criteria for King Arthur Flour Baking Contest Yeast Bread
Taste - 50 points; Overall Appearance + Creativity 25 points; and
Texture 25 points for a total of 100 points.

Department H - Crafts

Superintendents: Justin Messick

Location: Quonset Hut

Premiums: Blue \$1.50 Red 1.25 White \$1.00

Grand Champion and Reserve Grand Champion Ribbon

1. Exhibitor may enter one exhibit per class.
2. Entries are entered 8 a.m. to noon, first day of the Anderson County Fair.
3. Articles must be made during the last year and never shown at the Anderson County Fair.
4. Exhibits must be made by the exhibitor.
5. Paintings, pictures, and drawings must be framed or matted with tab for hanging.
6. Superintendents can add fair classes for quality exhibits when there are no appropriate classes. Superintendents can also divide a large class into smaller classes.

Adult Classes (high school and older):

1. Watercolor, mounted or framed
2. Mixed Media and Prints, mounted or framed
3. Charcoal or Pencil Drawing, mounted or framed
4. Pastel or Crayon Drawing, mounted or framed
5. Folk Art Painting

6. Painted Saw Blade
7. Sculpture (wood, clay, etc)
8. Ceramics
9. Jewelry, any kind
10. Leather Craft
11. Scrapbook/Photo Album
12. Original Handmade Greeting Card
13. Recycled Craft Item (explain craft)
14. Miscellaneous Craft Item
15. Craft Not Listed Above
16. Item made from duct tape

Youth Classes: (all ages to high school)

17. Fun Foam Art
18. Sand Art
19. Decorated Picture Frame, any kind
20. Paper Craft, any kind
21. Craft Using Beads
22. Painted Clothing Item
23. Tie Dye Items
24. Lego Designs
25. Sun Catchers
26. Watercolor, mounted or framed
27. Mixed Media and Prints, mounted or framed
28. Charcoal or Pencil Drawing, mounted or framed
29. Pastel or Crayon Drawing, mounted or framed
30. Folk Art Painting
31. Painted Saw Blade
32. Sculpture (wood, clay, etc)
33. Ceramics
34. Jewelry, any kind
35. Leather Craft
36. Recycled Craft Item (explain craft)
37. Miscellaneous Craft Item
38. Craft Not Listed Above
39. Scrapbook/Photo Album
40. Item made from duct tape

Exhibitors Living in a Care Facility Classes:

41. Decorated Picture Frame
42. Painted Article
43. Ceramics
44. Jewelry, any kind
45. Paper Craft, any kind
46. Scrapbook/Photo Album
47. Recycled Craft Item (explain craft)
48. Miscellaneous Craft Item
49. Craft Not Listed Above

Farm, Orchard and Garden Products – Division I

Superintendents: Grant and Gayla Corley, Gaylene Comfort

Premiums: 1st - \$1.50; 2nd - \$1.25; 3rd - \$1.00

Garden Display, Farm Display and Scarecrow – 1st \$12.50; 2nd \$7.00; 3rd \$5.00

1. All farm exhibits must be products of 2016 except soybeans harvest in 2015.
2. No exhibitor can make more than one entry in any one class number
3. Small grain and silage to be shown in ½ gallon jars.

Crop Classes:

1. Wheat grain, any named variety
2. Oats grain, any named variety
3. Corn grain
4. Soybean grain
5. Grain Sorghum grain (milo)
6. Brome seed
7. Silage, ½ gallon jar
8. Corn, 10 ears (any color)
9. Grain sorghum, 10 heads
10. Soybeans, bundle four inches
11. Corn, longest single ear
12. Corn stalk, tallest with ear of corn
13. Popcorn, 10 ears (any color)
14. Brome grass hay (flake tied)
15. Alfalfa hay (flake tied)
16. Red clover hay (flake tied)
17. Native grass hay (flake tied)
18. Hay display, 3-5 different varieties of hay (flakes tied)

Garden Classes:

19. Bell peppers, five
20. Habanero peppers, five
21. Mango peppers, five
22. Jalapeño peppers, five
23. Chili peppers, five
24. Banana peppers, five
25. Anaheim peppers, five
26. Peppers, collection of six with three different named varieties (1 hot and 1 sweet)
27. Garlic bulbs, five
28. Yellow onions, five
29. White onions, five
30. Red onions, five
31. Green onions, five
32. Red potatoes, five
33. White potatoes, five
34. Sweet potatoes, five
35. Sweet corn, five ears
36. Red tomatoes, five
37. Roma tomatoes, five

38. Yellow tomatoes, five
39. Salad tomatoes, ten
40. Turnips, five
41. Carrots, five
42. Cucumbers, five
43. Okra, five
44. Parsnips, five
45. Beets, five
46. Green beans, ten pods
47. Lima beans, ten pods
48. Pumpkin
49. Miniature pumpkins, three
50. Misc. vegetable not mentioned above
51. Painted/decorated fall pumpkin/squash (may be grown or purchased)
52. Unusual vegetable in size or shape
53. Cabbage
54. Watermelon
55. Muskmelon
56. Summer squash
57. Winter squash
58. Eggplant
59. Largest watermelon, by weight
60. Largest pumpkin or squash, by weight
61. Red apples, five
62. Yellow apples, five
63. Other apples, five
64. Crabapples, five
65. Pears, five
66. Plums, five
67. Peaches, five
68. Grapes, ten
69. Blackberries, ten
70. Gourds, collection (assortment) of 3-5 gourds

Sunflower Classes:

71. Oil sunflowers, three heads (named)
72. Sunflower, largest tame head

Display Classes:

73. Garden display, 5-7 items all grown by exhibitor
74. Farm display, 3-5 items all grown by exhibitor
75. Old fashioned scarecrow (traditional made from straw/hay)

Department J - Fiber Arts/Textiles

Superintendents: Carol Ann Feuerborn

Location: Community Building

Premiums: Blue \$2.50 Red \$1.50 White \$1.00

Grand Champion and Reserve Grand Champion Ribbon

1. Exhibitor may enter two exhibits per class.
2. Entries are 8 a.m. to noon, first day of the Anderson County Fair.
3. Articles must be made during the last year and never shown at the Anderson County Fair.
4. Exhibits must be made by the exhibitor.
5. Superintendents can add fair classes for quality exhibits when there are no appropriate classes.

Knitting Classes:

1. Afghan, knitted any design
2. Knitted sweater, (girl, boy, or adult)
3. Knitted hat or muffler
4. Knitted scarf
5. Knitted doll clothes
6. Knitted article for home use
7. Knitted dish cloth
8. Knitted Miscellaneous

Crocheting Classes:

9. Afghan, crocheted any design
10. Afghan, ripple stitch
11. Afghan, shell stitch
12. Crocheted hat
13. Crocheted muffler/scarf
14. Crocheted doll clothes
15. Crocheted doily, small to medium
16. Crocheted doily, large
17. Crocheted table cover
18. Crocheted pot holder
19. Crocheted dish cloth
20. Crochet Casserole Carrier

Embroidery Classes:

21. Embroidery, pillow case
22. Cross Stitch, any article

Appliqué, Cut Work, Tatting Classes:

23. Appliquéd article
24. Cut work article
25. Tatted article

Stuffed Dolls, Toys, Animals Classes:

26. Doll, stuffed (rag, animals, crocheted dolls)

Holiday Decorations Classes:

27. Christmas tree skirt
28. Holiday decorations handmade

Infants' Wear Classes:

- 29. Infants booties, knitted or crocheted
- 30. Infants booties, hat, sweater crocheted set
- 31. Infant afghan, carrying robe, knitted or crocheted
- 32. Infant wear, miscellaneous

Constructed Garments Classes:

- 33. Woman's blouse or skirt
- 34. Woman's best dress
- 35. Woman's casual dress
- 36. Child's play clothes
- 37. Purse
- 38. Child's dress/jumper
- 39. Miscellaneous Wearing Apparel

Rug Classes:

- 40. Knitted Rug
- 41. Crocheted Rug
- 42. Latch Hook Rug
- 43. Hook Rug
- 44. Miscellaneous Rug

45. Miscellaneous Items Classes:

- 46. Two potholders, made anyway
- 47. Table cover, any kind
- 48. Cozy
- 49. Simple Quilt
- 50. Placemats
- 51. Oven Mitt
- 52. Wall Hanging
- 53. Fabric item not mentioned

Junior Section Classes for 15 years and under:

Pillow

- 54. Special Pillow Case
- 55. Miscellaneous Pillow Case
- 56. Dress
- 57. Blouse or skirt
- 58. Crocheted article
- 59. Knitted article
- 60. Purse or bag
- 61. Miscellaneous item not listed

PeeWee 8 years and under:

- 62. Blouse, skirt, shorts
- 63. First Sewing Project
- 64. Purse or Bag
- 65. Special Pillow Case
- 66. Pillow Case
- 67. Miscellaneous Pillow Case
- 68. Crochet Article
- 69. Knitted Article

Exhibitors Living in a Care Facility Classes:

- 70. Crocheted article

71. Knitted article
72. Embroidered article
73. Potheadler
74. Item made from fabric
75. Miscellaneous item not listed
76. Jewelry, any kind
77. Paper Craft, any kind
78. Scrapbook/Photo Album
79. Recycled Craft Item (explain craft)
80. Miscellaneous Craft Item
81. Craft Not Listed Above

Department K – Floriculture

Superintendents: Irene Louk, Phyllis Luedke, Jeanette Donaldson

Location: Community Building

Premiums: Blue \$1.50 Red \$1.25 White \$1.00

Champion Ribbons will be given for Specimens; Collections; Artistic Arrangement;
Potted Plants; and Junior.

1. Exhibitor may enter one exhibit per class.
2. Entries are 8 am to noon, first day of the Anderson County Fair.
3. Exhibits will remain in place until noon on the last day of the county fair.
4. Horticulture specimens and collections must have been grown by the exhibitor.
5. Potted plants must be owned by the exhibitor for 90 days before the county fair.
6. Pots cannot be over 18-inches in diameter.
7. Flowers in arrangements may be obtained elsewhere but must be arranged by the exhibitor.
8. Horticulture specimens must be entered in bottles except Collections. Please attach card giving variety of specimens, if known.
9. Judging will be in accordance with the Standard System of the Handbook for Flower Shows for the National Council of State Garden Clubs. **Awards will be made as the judges consider appropriate.**

Section I – Specimens – One Stem

Hybrid Tea Roses

1. Red
2. Yellow
3. Pink
4. White
5. Two-toned
6. Any Other Color

Multiflora Roses

7. Floribunda
8. Grandiflora

Any Other Rose Class

9. Miniature

Day Lilies – one scape

10. Red

11. Orange
12. Yellow
13. Pink
14. White
15. Blends
16. Petite
17. Other

Perennial

18. Sedum
19. Ornamental Grass
20. Shrub
21. Not Listed

Annual

22. Annual not listed

Section II – Collections

Annual Collections

23. 5 Large Zinnia
24. 5 Medium Zinnia
25. 5 Small Zinnia
26. 5 Large Marigold
27. 5 Medium Marigold
28. 5 Small Marigold

Flower Collections

29. Five Wild Flowers
30. Five Annual Flowers not listed
31. Five Perennial Flowers not listed

Section III – Artistic Design – Designer Choice

Exhibitor has complete freedom to choose plant material and other components.

32. Come for Coffee – coffee table
33. Drifting along – decorative wood
34. Indian Summer – dried plant materials, may be painted or treated
35. Company Comin' – informal luncheon
36. Country Kitchen
37. Design Using a Feature
38. Green Thumb – all green
39. Design Using Antique Container
40. Kansas the Grain State
41. Good 'ol Summertime
42. Anything Goes
43. Small Wonders – small design not over eight inches
44. Small Wonders – miniature not over five inches
45. Wild Flower Arrangement
46. A Design Using Bottles

Section IV – Potted Plants

47. Foliage Plants
48. Indoor Vining Plants
49. Planter – more than one plant

50. Cactus
51. Succulent
52. Ferns
53. Any Plant not listed
54. African Violets
55. Single, any color
56. Double, any color
57. Miniature

Section V – Junior – age 16 and under

Horticulture Specimens must be grown by exhibitor

Collections

58. Five Large Zinnias
59. Five Medium Zinnias
60. Five Small Zinnias
61. Five Large Marigolds
62. Five Medium Marigolds
63. Five Small Marigolds

Arrangements – need not be grown by exhibitor

64. Back to School
65. Gone Fishin'!
66. Miniature – not over eight inches
67. Halloween
68. Westward Ho – exhibitor choice
69. Wildflowers
70. Using Kansas Prairie Grasses

Department L - Food Preservation

Superintendents: Marjorie Stephens

Premiums: Blue \$1.75 Red \$1.50 White \$1.00

Grand Champion and Reserve Grand Champion Ribbon

1. Exhibitor may enter one exhibit per class.
2. Entries are entered 8 a.m. to noon, first day of the Anderson County Fair.
3. Food product must be in a standard or wide mouth pint or quart canning jar; no mayonnaise jars accepted. Jelly, jams, butters, preserves, may be exhibited in half-pint jars. **Rings must be free of rust.** Judges have the right to open a jar during the judging process.
4. Exhibits must be labeled with product name, method of processing (pressure canner or water bath canner), and processing time. **Labels are available at Extension Office before fair or at time of entering product.**
5. USDA Home Canning Guidelines and So Easy to Preserve 5th edition 2006, will be used for proper processing requirements.
6. To receive a Preserving Award sponsored by Jarden Home Brands; food must be in matching jars and lids.

Canned Fruit – Water Bath Method

1. Apples
2. Applesauce

3. Apricots
4. Cherries
5. Peaches
6. Pears
7. Rhubarb
8. Gooseberry
9. Miscellaneous Fruit not listed

Preserves – Water Bath Method

10. Tomato
11. Cherry
12. Peach
13. Strawberry
14. Mixed Fruit
15. Miscellaneous Fruit Preserves not listed

Jellies – Water Bath Method

16. Apple, any kind
17. Berry, any kind
18. Grape
19. Plum
20. Strawberry
21. Miscellaneous Fruit Jelly not listed

Jams or Butters – Water Bath Method

22. Apple butter
23. Peach Butter
24. Miscellaneous Fruit Butter not listed
25. Strawberry jam
26. Peach Jam
27. Blackberry Jam
28. Miscellaneous Fruit Jam not listed

Tomato or Tomato Products – Water Bath Method

(Tomato Products containing low acid vegetables – (Pressure Canner, Method)

29. Tomatoes, whole or cut
30. Tomato Juice
31. Catsup
32. Salsa
33. Sauce (chili, pizza, taco, spaghetti)
34. Miscellaneous Tomato Product

Pickles and Relishes – Water Bath Method

35. Cucumber, sweet
36. Cucumber, dill
37. Bread and Butter Pickles
38. Cucumber relish
39. Corn Relish
40. Pickled Beets
41. Pickled Okra
42. Pickled Vegetables, any kind
43. Pickled Peaches
44. Mixed Pickles
45. Pickled Fruit, any kind

46. Miscellaneous Pickle Product

47. Miscellaneous Relish

Canned Vegetables – Pressure Canner Method

48. Beans, wax or green

49. Beets

50. Carrots

51. Corn

52. Peas

53. Potatoes

54. Mixed Vegetables

55. Miscellaneous Vegetables

Canned Meats – Pressure Canner Method

56. Beef

57. Pork

58. Poultry

59. Wild Game

60. Fish

61. Other Meat

Dried Foods

62. Dried Fruit

63. Dried Vegetables

64. Beef Jerky *Procedure to make Beef Jerky should meet guidelines in So Easy to Preserve Book

65. Fruit Leather

66. Soup Mix

67. Dried Herbs

68. Miscellaneous

2016 Award Announcement

BALL® Fresh Preserving

AWARD FOR ADULT LEVEL

presented by: BALL® & KERR®

Fresh Preserving PRODUCTS



Jarden Home Brands marketers of Ball® and Kerr® Fresh Preserving Products is proud to recognize today's fresh preserving (canning) enthusiasts. First and Second Place Awards will be given to individuals judged as the best in designated categories.

A panel of judges will select the two best entries for Fruit, Vegetable, Pickle, and Soft Spread categories. Entries must be preserved in Ball® Jars sealed with Ball® Lids and Bands, or Ball® Collection Elite® Jars sealed with Collection Elite® Lids and Bands, or preserved in Kerr® Jars sealed with Kerr® Lids and Bands. In addition, soft spread entries must be prepared using Ball® Pectin: Classic, Low or No-Sugar Needed or Liquid.

Entries designated First Place from each category will receive:

- Two (2) Five-Dollar (\$5) Coupons for Ball® or Kerr® Fresh Preserving Products and one (1) Free (up to \$5 value) Coupon for Ball® Pectin.

Entries designated Second Place from each category will receive:

- One (1) Five-Dollar (\$5) Coupon for Ball® or Kerr® Fresh Preserving Products and one (1) Free (up to \$5 value) Coupon for Ball® Pectin.

BALL® Fresh Preserving
AWARD FOR YOUTH LEVEL
presented by: BALL® & KERR®
Fresh Preserving PRODUCTS



In recognition of youth who excel in the art of fresh preserving (canning), Jarden Home Brands marketers of Ball® and Kerr® Fresh Preserving will present First Place Awards in designated categories.

A panel of judges will select the best entry in each category for Fruit, Vegetable, Pickle, and Soft Spread categories. Entries must be preserved in Ball® Jars sealed with Ball® Lids and Bands, or Ball® Collection Elite® Jars sealed with Collection Elite® Lids and Bands, or preserved in Kerr® Jars sealed with Kerr® Lids and Bands. In addition, soft spread entries must be prepared using Ball® Pectin: Classic, Low or No-Sugar Needed or Liquid.

The best entry from each category will receive:

- One (1) Five-Dollar (\$5) Coupons for Ball® or Kerr® Fresh Preserving Products and one (1) Free (up to \$5 value) Coupon for Ball® Pectin.

Department M - Photography

Superintendents:

Location: Community Building

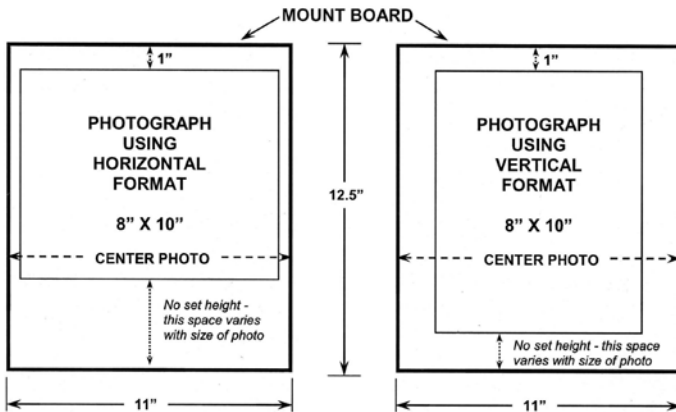
Premiums: Blue \$1.50 Red \$1.25 White \$1.00

Grand Champion and Reserve Grand Champion Ribbon

1. Exhibitor may enter one exhibit per class.
2. Entries are entered from 8a.m. to noon, first day of the Anderson County Fair.
3. Photos must be taken during the last year and never shown at the Anderson County Fair.
4. Black and white and/or color photos will be accepted in all classes.
5. Photography enlargements must be no larger than 8x10-inches and no smaller than 7x9 inches.
6. Photos are to be mounted on 11x12 ½ -inch studio mat (available from the Extension Office for a small fee), or heavy poster board. Photos should not be framed. Trim all white from photo edge. **Photos are to be mounted across the 11 inches dimension of an 11x12 ½-inch photo matte from the Extension Office. The top edge of the photo must be 1-inch down from the top of the photo matte. Sides of the enlargement photo should be equal distance from the edges of the photo matte.** Remove white border from

enlargement prints. A permanent mount should be made by using photographic adhesive available at the Extension Office. See illustration below:

PHOTO DISPLAY INSTRUCTIONS



NOTE: Use only adhesives designed for permanent photography mounting. Do not use rubber cement or other household glues (white glue, etc.).

7. Exhibitor's name, address, and phone number must be written on the back of the heavy poster board or matt. No lettering on the front of the photo.
8. Photos must be displayed in 2 gallon plastic bags.

Classes:

1. Portrait
 2. Nature
 3. Humorous
 4. Animal
 5. Farm Theme
 6. Vacation Memories
 7. Miscellaneous Composition
 8. Photo Story, 3-7 prints no smaller than 3 x5-inches arranged on a matt board or large piece of poster board. Please write picture captions on one 3x5 note card briefly; attach with paper clip to picture board.
 9. Photo Album, Portfolio of exhibitor's works during the current year. Photos should have captions.
 10. Digital Manipulated Photo – Manipulation does not include normal cropping, enlargement, or color intensity treatment.
 11. Special Photos – Trees of Anderson County
- Special prize money given to top exhibits in class 11. 1st \$30; 2nd \$25; 3rd \$20; and 4th \$15; 5th \$10 by Anderson County Fair Board.

Department N - Quilts

Superintendents: Pieces & Patches Quilt Guild

Location: Community Building

Premiums: Blue \$2.50 Red \$1.50 White \$1.00

Grand Champion and Reserve Grand Champion Ribbon for Hand Quilted

Grand Champion and Reserve Grand Champion Ribbon for Machine Quilted

1. Quilts will be entered from 8 am to noon on the first day of the Anderson County Fair.
2. Exhibitor may enter one exhibit per class; quilt must be finished in the last year.
3. Quilts must be the work of the exhibitor; the exception is for group projects or machine quilting.
4. Superintendents can add fair classes for quality exhibits when there are no appropriate classes.
5. The Anderson County fairboard and fair volunteers will use every precaution for the safe preservation of all quilt exhibits; it must be understood that fairboard and volunteers will not be the responsible nor accountable for loss or injury. If insurance is desired, it is the responsibility of the exhibitor to make their own arrangements with an insurance company.

A – Machine Quilted

B – Hand Quilted

Quilts Completed by One Person

1. Original Picture or Design
2. Appliquéd, any design
3. Pattern Quilting Whole Cloth
4. Embroidered
5. Machine Embroidery
6. Cross Stitch
7. Piecework
8. Paper Piece Quilt – any size
9. Beginners Quilt – First Quilt Made, any design
10. Holiday Quilt – any size
11. Pre-Printed Fabric Quilt
12. Other Quilt Than Classified
13. Miniature Quilt (24 x 24-inch maximum)
14. Wall Quilt (any size)
15. Crib or Carriage Quilt (45 x 60-inch maximum)
16. Quilted Tablecloth
17. Quilted Table Runner and/or Topper
18. Quilted Placemat Set
19. Quilted Potholders, Coaster Set, Pin Cushion
20. Quilted Christmas Articles
21. Quilted Pillows
22. Miscellaneous Quilted Articles
23. Any Quilted Article of Clothing

Quilts completed by more than one person

24. Original picture or design
25. Appliquéd, any design

26. Pattern Quilting (whole cloth)
27. Embroidered
28. Machine Embroidery
29. Cross stitch
30. Piecework
31. Paper Piece Quilt – any size
32. Beginners Quilt – First Quilt Made, any design
33. Holiday Quilt – any size
34. Pre-Printed Fabric Quilt
35. Other Quilt Than Classified
36. Miniature Quilt (24 x 24-inch maximum)
37. Wall Quilt - any size
38. Crib or Carriage Quilt (45 x 60-inch maximum)
39. Quilted Tablecloth
40. Quilted Table Runner and/or Topper
41. Quilted Placemat Set
42. Quilted Potholders, Coaster Set, Pin Cushion
43. Quilted Christmas Articles
44. Quilted Pillows
45. Miscellaneous Quilted Articles
46. Any Quilted Article of Clothing

Display Quilts Only – These quilts are displayed and not evaluated by the judge for prizes.

Special Awards sponsored by Pieces & Patches Quilt Guild

- \$25 Award for Champion Pieced and hand Quilted Quilt
- \$15 Award for Reserve Champion Pieced and hand Quilted Quilt
- \$25 Award for Champion Pieced and Machine Quilted Quilt
- \$15 Award for Champion Pieced and Machine Quilted Quilt

2016 Anderson County Fair Quilt Block Contest

Using the 4-H Pledge as the theme, create a quilt block. Rules for the contest can be found at Country Fabrics in Garnett. Decisions by the judge will be final. Blocks will be judged 50% workmanship and 50% originality. Contest blocks are the property of the Anderson County Association after the county fair.

- 1st place block receives a Champion Ribbon and \$40 prize money.
- 2nd place block receives a Reserve Champion Ribbon and \$35 prize money.
- 3rd place block receives a blue ribbon and \$30 prize money.
- 4th place block receives a blue ribbon and \$25 prize money.
- 5th place block receives a blue ribbon and \$20 prize money.
- 6th place block receives a blue ribbon and \$15 prize money.
- 7th place block receives a blue ribbon and \$10 cash.
- 8th place block receives a blue ribbon and \$5 cash.

Volunteers will put blocks together in a small quilt that will be either raffled or auctioned off at the beginning of the Premium Livestock Sale held at the end of the county fair. Proceeds will go to the annual 4-H Scholarship Fund.

Department O - Boy Scouts

Superintendents: Jackie Olson

Location: Community Building

Premiums: Blue \$1.50 Red \$1.25 White \$1.00

Grand Champion and Reserve Grand Champion ribbon

1. Exhibitor may enter one exhibit per class.
2. Entries are entered from 8 a.m. to noon, first day of the Anderson County Fair. Judging will start at 2 pm.
3. Articles must be made during the last year and never shown at the Anderson County Fair.
4. Exhibits must be made by the exhibitor.
5. Superintendents can add fair classes for quality exhibits when there are no appropriate classes.
6. Exhibitor must be a registered Scout through Boy Scouts of America.

Tiger Cubs – 1st graders

1. Artwork, chalk (medium cardstock, 8 ½ by 11 – inches)
2. Artwork, crayon (medium cardstock, 8 ½ by 11 – inches)
3. Artwork, pencil (medium cardstock, 8 ½ by 11 – inches)
4. Bird House/Feeder – original design
5. Collection – General – rocks, small items, mounted and labeled on 11-inch wide x 18-inch long foam board
6. Collection – Cards – plastic sleeves in a binder/notebook
7. Pinewood Derby Car Only – BSA Regulations
8. Cookies – any kind, 3 on a plate

Wolf Cubs – 2nd graders

9. Artwork, crayon (medium cardstock, 8 ½ by 11 – inches)
10. Artwork, watercolor (medium cardstock, 8 ½ by 11 – inches)
11. Bead Craft
12. Bird House/Feeder – original design
13. Collection – General – rocks, small items, mounted and labeled on 11-inch wide x 18-inch long foam board
14. Collection – Cards – plastic sleeves in a binder/notebook
15. Pinewood Derby Car Only – BSA Regulations
16. Model Cars/Trucks/Motorcycles - mounted on 11-inches wide x 18-inches long x 6-inches high foam board
17. Cookies – any kind, 3 on a plate

Bear Cubs – 3rd graders

18. Artwork, pencil (medium cardstock, 8 ½ by 11 – inches)
19. Artwork, pen (medium cardstock, 8 ½ by 11 – inches)
20. Artwork, watercolor (medium cardstock, 8 ½ by 11 – inches)
21. Bead Craft
22. Birdhouse/Feeder – original design
23. Collection – General – rocks, small items, mounted and labeled on 11-inch wide x 18-inch long foam board
24. Collection – Cards – plastic sleeves in a binder/notebook
25. Pinewood Derby Car Only – BSA Regulations
26. Model Cars/Trucks/Motorcycles - mounted on 11-inches wide x 18-inches long x 6-inches high foam board

27. Cookies – any kind, 3 on a plate

Webelos - 4th and 5th graders

28. Artwork, pencil (medium cardstock, 8 ½ by 11 – inches)
29. Artwork, pen (medium cardstock, 8 ½ by 11 – inches)
30. Artwork, collage – mounted on white posterboard
31. Artwork, Clay
32. Bead Work
33. Birdhouse/Feeder – original design
34. Collection – General – rocks, small items, mounted and labeled on 11-inch wide x 18-inch long foam board
35. Collection – Cards – plastic sleeves in a binder/notebook
36. Indian Lore
37. Lego® – Kit no larger than 12” wide x 18” long x 9” high mounted on foam board
38. Lego® – Original Design no larger than 12” wide x 18” long x 9” high mounted on foam board
39. Pinewood Derby Car Only – BSA Regulations
40. Plaster Casting – labeled
41. Wood Project
42. Cookies – any kind, 3 on a plate

Boy Scouts

43. Artwork – Ink, Pencil, Charcoal, Watercolor
44. Basketry
45. Braiding – Rope, Survival Bracelet, etc.
46. Cakes – decorated on cake board, no larger than 9” x 13”. Recipe included on a 4x5-inch index card with name, address, phone number.
47. Cookies – 4 cookies on a paper plate - Recipe included on a 4x5-inch index card with name, address, phone number.
48. Collection, General – no Legos or Bionicles
49. Electrical Project
50. Emergency Preparedness – Chart/Display Board with explanation of what to do in basic emergencies as put forth in the Emergency Preparedness Merit Badge book.
51. First Aid Kit – Basic/Complex First Aid Kit for use in vehicle/hiking/camping/home
52. Indian Lore – Accessories/Clothing
53. Knot Board – Minimum of 6 knots – board not to exceed 2’ by 2’
54. Leatherwork – belt, bracelet, pouch, etc.
55. Metal work
56. Models – cars, trucks, boats, planes, motorcycles
57. Naturalists/Forester/Conservation – display information on Native Trees and Plants with conservation plan
58. Photography – Scouts in Action, animals, scenery, people, misc.
59. Rocketry – Build a rocket, explain the parts of the rocket, and describe the launch sequence of your rocket
60. Woodworking
61. Woodcarving – must be done by scout, either original design or from pattern
62. Miscellaneous

Department P - Girl Scouts

Superintendents: Jackie Olson

Location: Community Building

Premiums: Blue \$1.50 Red \$1.25 White \$1.00

Grand Champion and Reserve Grand Champion ribbon

1. Exhibitor may enter one exhibit per class.
2. Entries are entered from 8 a.m. to noon, first day of the Anderson County Fair. Judging will start at 2 pm.
3. Articles must be made during the last year and never shown at the Anderson County Fair.
4. Exhibits must be made by the exhibitor.
5. Superintendents can add fair classes for quality exhibits when there are no appropriate classes.
6. Exhibitor must be a registered Scout through Girl Scouts of the USA.

Daisys – Kindergarten and 1st graders

1. Artwork, chalk – medium cardstock 8 ½ x 11-inches
2. Artwork, crayon – medium cardstock 8 ½ x 11-inches
3. Artwork, watercolor – medium cardstock 8 ½ x 11-inches
4. T-shirts – painted or decorated
5. Cookies – 4 cookies on paper plate inside gallon Ziploc bag with recipe
6. Collection, General – rocks, small items mounted and labeled on 11 wide x 19-inches long foam board
7. Sand Art
8. Mosaic Design Kit – instructions and picture included
9. Mosaic Design Original

Brownies – 2nd and 3rd graders

10. Artwork, chalk – medium cardstock 8 ½ x 11-inches
11. Artwork, crayon – medium cardstock 8 ½ x 11-inches
12. Artwork, watercolor – medium cardstock 8 ½ x 11-inches
13. Cookies 4 cookies on a paper plate inside gallon Ziploc bag with recipe
14. Collection, General – rocks, small items mounted and labeled on 11 wide x 19-inches long foam board
15. Cookies – 4 cookies on paper plate inside gallon Ziploc bag with recipe
16. Mosaic Design Original
17. Camp/Outdoor Accessories – caps, sit upon, etc.
18. T-shirts – painted or decorated
19. Toys, from nature – rock animal, etc.
20. Toys, homemade – puppet, yard doll, etc.
21. Sand Art

Juniors – 4th and 5th graders

22. Artwork, pencil – medium cardstock 8 ½ x 11-inches
23. Artwork, watercolor – medium cardstock 8 ½ x 11-inches
24. Artwork, – collage – mounted on white poster board
25. Jewelry, original – labeled, must be in quart size Ziploc bag
26. Collection, General – rocks, small items mounted and labeled on 11 wide x 19-inches long foam board

27. Cookies – 4 cookies on paper plate inside gallon Ziploc bag with recipe included
28. Candy – 4 pieces on paper plate inside gallon Ziploc bag with recipe included
29. Mosaic Design Original
30. Sewing – apron, lap quilt, pillow, doll clothes, etc.
31. Sand Art

Cadets – 6th and 7th graders

32. Artwork, pencil – medium cardstock 8 ½ x 11-inches
33. Artwork, watercolor – medium cardstock 8 ½ x 11-inches
34. Oil Pastel drawing
35. Artwork, – collage – mounted on white poster board
36. Jewelry, original – labeled, must be in quart size Ziploc bag
37. Collection, General – rocks, small items mounted and labeled on 11 wide x 19-inches long foam board
38. Cookies – 4 cookies on paper plate inside gallon Ziploc bag with recipe included
39. Candy – 4 pieces on paper plate inside gallon Ziploc bag with recipe included
40. Mosaic Design Original
41. Sewing – apron, lap quilt, pillow, doll clothes, etc.
42. T-shirt – painted or decorated
43. Sand Art

4-H and FFA



4-H and FFA Work K-State Research and Extension Frontier Extension District

Janae McNally, District Extension Agent, 4-H Youth Development
Katie Gilbreth, District 4-H Program Assistant, Anderson County
Shannon Blocker, District Extension Agent, Agriculture & Natural Resources
Nancy Schuster, District Extension Agent, Family & Consumer Sciences

Kansas FFA Organization

Jeff Gillespie, Anderson County Chapter FFA Advisor
Hannah Boehm, Crest Chapter FFA Advisor

See General Rules

1. Competitions open only to bonafide 4-H Club members and FFA members of Anderson County.
2. All exhibitors must be 7-18 years old on Jan. 1 of the current year. Youth whose 19th birthday comes before Jan. 1 of the current year are ineligible to compete in county, state, or national contest, awards or recognition programs.
3. Pre-entry of exhibits and booths must be made by July 1 online at <http://andersoncofair.fairentry.com>. A \$25 late fee will be charged after July 1.
4. Exhibits will be received beginning at 8:00 a.m. and close at noon, Tuesday, August 2.
5. Club members exhibit only in those phases of project work in which they are enrolled.
6. Exhibits will be released Friday, August 5, 12:00 p.m. to 5:00 p.m.
7. All exhibits will be placed on the blue, red, white rating system, except judging contests. Amounts of money to be awarded per ribbon are indicated in each department.
8. All exhibits will receive ribbons according to determination of the judge. Decision of judge is final.
9. Every exhibitor must show his or her own animal. In case of two entries or sickness, a substitute may show, with the consent of the 4-H member and the department chairman. In showmanship, each exhibitor must show an animal that they own/have exhibited themselves.
10. In all livestock divisions, if there are less than four animals of a particular breed, the superintendent may decide whether the numbers warrant their own class. If there are four or more animals of a breed, then a breed class must be held.
11. All animals shall be free of clinical signs of infectious or contagious disease and are subject to examination by the exhibition staff or their representative.

12. Cattle determined by exhibition staff to have lesions of ringworm, warts or infested with mange will not be permitted to exhibit.
13. Sheep shall be free of any signs of “sore mouth” or signs of active fungal (ringworm) infection, including club lamb fungus.
14. Goats determined by exhibition staff to have sore mouth, lesions of ringworm, warts or infested with mange will not be permitted to exhibit.
15. Clubs each day will be responsible for cleaning the area around the show barn and food stand between 3:00 p.m. and 5:00 p.m.
16. Beef, dairy, sheep and swine will be stalled according to club groups. No reserved stalls – superintendent assignments.
17. All 4-H horses must have a valid 4-H identification paper to exhibit at the fair on file with the County Extension Office by May 1 of current year.
18. Stall cards must be used for all livestock.
19. Exhibitors are to provide their own bedding.
20. All livestock pens will be cleaned twice daily prior to 6:00 p.m.
21. No loose bedding will be allowed in swine pens during the County Fair. Members may use rubber mats. Sheep and goats will still be allowed to use loose bedding, despite which pen is assigned.
22. Due to space constraints, blocking chutes and show boxes must be placed out of the tie area.
23. Livestock fair weigh-in schedule on Tuesday of the fair will be as follows:
8:30-10:00 a.m. Market Beef
10:00-11:00 a.m. Market Hogs
11:00-12:00 a.m. Market Lambs/Meat Goats
24. 4-H/FFA members are strongly encouraged to do all their own work including fitting.
25. Copyright Laws: Exhibitors should avoid using copyrighted materials whenever possible by originating his/her own work. Exhibitors should use with extreme caution copyrighted and/or trademarked products or services (a brand name, label or product). A disclaimer that the conclusions are those of the participant and not those of K-State Research & Extension must be used with copyrighted materials or trademarked products.

Youth Fair Livestock Sale

26. 4-H members must have attended at least 4 of their club’s regular meetings from October 2015 to July 2016 to sell in the premium auction. FFA members must have attended at least 50% of their chapter meetings from September 2015 to July 2016 to sell livestock in the premium auction. College students must attend at least 2 meetings to be eligible to sell.
27. All 4-H/FFA livestock ear tags will be purchased at the pre-fair weigh-in.
28. Each exhibitor will be permitted to sell two animals of a different species. Each exhibitor who will sell livestock will be responsible for contacting the superintendent of the division immediately after showing. 4-H and FFA members retain their right not to sell livestock in the fair sale.
29. Each member must sell his or her own animal unless sickness or death in the family occurs. Permission must be given by a grievance committee and department head.

Herdsmanship Contest

Superintendent: Donna Scott

Traveling Trophy and Club/Chapter Food Party

1. Herdsmanship is judged as a club exhibit and each club and chapter represented will compete for the herdsmanship trophy. Species included are beef, dairy, swine, goat, sheep, rabbits and poultry.
2. Displays will be judged throughout the fair. Inspections are to be unannounced and unscheduled, but not while animals are being shown.

Scoring

1. **Attractiveness** – 25 points; Pens and group properly identified with exhibitor names and stall card info. Exhibits organized, attractive and eye-catching.
2. **Management** – 25 points; Clean animals and pens, neat tack storage out of public way, animal care and handling, good sportsmanship and public courtesy.
3. **Safety** – 25 points; Members implement safe practices for public and animals including proper penning/tying, regular animal checks and clear walkways.
4. **Education** – 15 points; Neatly presented, easy to read, informative and accurate.
5. **Fair set-up/preparation** – 10 points

4-H and FFA Beef – Dept. 1
Superintendents: Bill Pracht and Tim Benton
Assistants: Tom Peine, Jess Rockers

Premiums:

Market Beef: Blue - \$6.50; Red - \$5.00; White - \$3.00
Breeding Beef: Blue - \$5.50; Red - \$3.50; White - \$2.50
Showmanship: Blue - \$2.50; Red - \$2.00; White - \$1.50
Champion steer and breeding heifer/cow each breed
Grand Champion Market Beef
Supreme Champion Breeding Beef
Champion Showmanship each age section

1. Breed for market livestock is determined at the pre-fair weigh-in and cannot be changed by the exhibitor after that time. A screening committee will check each animal for correct breed determination. Screening committee can request proof of breed or change breed determination if found to be in error up to 30 minutes prior to show time. Although steers and heifers are not required to be registered, blood percentage requirements for the respective breed registries should be followed in breed determination.
2. Steers will be shown by breed. Market heifers will only be shown by weight class. Breeding heifers will be shown by breed and age.
3. Limit of two market beef per breed per exhibitor.
4. Steers must weigh a minimum of 1,100 pounds and market heifers must weigh a minimum of 1,000 pounds to qualify for the livestock premium sale.
5. Showmanship age is as of January 1 of current year.

Sections:

Breeds:

1. Angus
2. Charolais
3. Chianina
4. Gelbvieh
5. Hereford
6. Limousin
7. Maine-Anjou

8. Shorthorn
9. Simmental
10. Other Breeds
11. Crossbred
12. All Market Heifers (not shown by breed)
13. All Born and Bred Beef (for that class)

Showmanship Ages:

14. Senior, 14+
15. Intermediate, 11-13
16. Junior, 7-10

Classes:

1. Market Steer
2. Market Heifer
3. Anderson County Born and Bred Market Beef
4. Breeding Heifer, Junior calf, born after 1/1 current year
5. Breeding Heifer, Senior calf, 9/1 to 12/31 previous year
6. Breeding Heifer, Summer yearling, 5/1 to 8/31 previous year
7. Breeding Heifer, Junior yearling, 1/1 to 4/30 previous year
8. Breeding Heifer, Senior yearling, 9/1 to 12/31 2-years previous
9. Cow, born before 9/1 2-years previous
10. Beef Showmanship

4-H Bucket Calf – Dept. 2

Superintendent: Bill Pracht

Premiums: Blue - \$5.50; Red - \$3.50; White - \$2.50

Champion each class

1. Judging will be based on interview, showmanship and handling, not quality of animal.
2. Dairy animals are to be shown as dairy animals.
3. Beef and crossbred animals are to be shown as beef animals.
4. Bucket calves are not eligible to show in showmanship or in the breeding show of the 4-H/FFA or open class beef show.
5. Each member can only enter and exhibit one bucket calf.

Sections:

1. 7 to 9 year old exhibitors
2. 10 to 12 year old exhibitors

Classes:

1. Bucket calf

4-H and FFA Dairy – Dept. 3

Superintendent: Margie Bunnell

Premiums:

Dairy Cattle: Blue - \$5.50; Red - \$3.50; White - \$2.50

Showmanship: Blue - \$2.50; Red - \$2.00; White - \$1.50

Champion each breed

Supreme Champion Dairy Cattle

Champion Showmanship each age section

1. Show order to be determined by superintendent.
2. Lactating cows may be brought to the fair the morning of the show and may leave following the completion of the show.

Sections:

Breeds:

1. Ayrshire
2. Holstein
3. Jersey
4. Other Breeds

Showmanship Ages:

5. Senior, 14+
6. Intermediate, 11-13
7. Junior, 7-10

Classes:

1. Junior calf, born after 3/1 current year
2. Heifer calf, 9/1 prev. year to 2/29 current year
3. Junior yearling, 3/1 prev. year to 8/31 prev. yr
4. Senior yearling, 9/1 2-yrs prev. to 2/29 prev. yr
5. Two year old cow
6. Three year old cow
7. Four year old cow
8. Aged cow, 5+ years
9. Three best animals
10. Dairy beef
11. Dairy Cattle Showmanship

4-H and FFA Dairy Goats – Dept. 4

Superintendent: Sandi Otipoby

Premiums:

Dairy Goats: Blue - \$3.50; Red - \$2.50; White - \$1.50

Showmanship: Blue - \$2.50; Red - \$2.00; White - \$1.50

Champion each breed

Supreme Champion Dairy Goat

Champion Showmanship each age section

1. Junior doe is not in milk and not previously freshened

2. Senior doe is in milk and/or previously freshened

Sections:

Breeds:

1. LaMancha

2. Nubian

3. Oberhasli

4. Saanen

5. Grades and Recorded Grades

Showmanship Ages:

6. Senior, 14+

7. Intermediate, 11-13

8. Junior, 7-10

Classes:

1. Junior Doe, Birth and under 5 months

2. Junior Doe, 5 months and under 12 months

3. Junior Doe, 12 months and under 24 months

4. Senior Doe, Under 2 years

5. Senior Doe, 2 years and over

6. Dairy Goat Showmanship

4-H Horse – Dept. 5

Superintendent: Curtis and Jenny Hughes

Premiums:

At Halter: Blue - \$5.50; Red - \$4.00; White - \$2.50
Performance: Blue - \$3.50; Red - \$2.50; White - \$1.50
Showmanship: Blue - \$2.50; Red - \$2.00; White - \$1.50
Champion each breed-type at halter
Grand Champion at halter
Champion each age class in performance
Champion Showmanship each age class

1. 4-H horses will check-in between 7:30 a.m. and 8:30 a.m. on Thursday of fair week. Check with show secretary for directions.
2. 4-H horse dress code will be observed.
3. A properly executed identification certificate identifying the horse the 4-H member will exhibit or ride must be presented to officials at the time of check-in. This certificate must be completed by May 1.
4. All horses should be accompanied by a negative EIA (coggins test, issued within 12 months of exhibit). This should be made available to officials at check-in or upon request.
5. All classes will be held in accordance with the Kansas 4-H Horse Show Rule Book.
6. If there are less than 3 participants in a performance class, the judging may be combined with other age groups at the judge's discretion. Participants will still receive individual class awards.
7. Stock-Type horse breeds are Quarter Horse, Appaloosa, Paint, Buckskin, Palomino, etc.
8. Non-Stock-Type horse breeds are Arabian, Morgan, Thoroughbred, American Saddlebred, etc.

Sections:

Halter:

1. Stock-Type
2. Non-Stock-Type
3. Pony
4. Mule
5. Horse Showmanship

Performance:

6. Horsemanship
7. Western Pleasure
8. Reining
9. Trail
10. English Pleasure
11. Barrel Racing
12. Pole Bending

Classes:

Halter:

1. Weanling
2. Yearling – 2 year old gelding
3. Yearling – 2 year old mare
4. 3 years - + gelding
5. 3 years - + mare

Showmanship and Performance Ages:

6. Senior, 14+
7. Intermediate, 11-13
8. Junior, 7-10

4-H and FFA Meat Goats – Dept. 6

Superintendents: Jean Johns and Karen Gillespie

Premiums:

Meat Goat Market and Breeding: Blue - \$3.50; Red - \$2.50; White - \$1.50

Showmanship: Blue - \$2.50; Red - 2.00; White - \$1.50

Grand Champion Market Meat Goat

Supreme Champion Breeding Meat Goat

Champion Meat Goat Showmanship each age division

1. Meat goats must be slick shorn above the knees.
2. Horns must be bunted or goat dehorned.
3. Market meat goats must weigh a minimum of 60 pounds and all milk teeth must be present to qualify for the livestock premium sale.
4. New 2014, meat goats may be braced. Goats must be shown with all four feet on the ground. Exhibitors may use a collar, a collar with a short lead, or a halter when showing. Medium (3 mm or smaller) pinch collars will be allowed.
5. Classes will be broken on weight or age, not breed.
6. Showmanship age is as of January 1 of current year.

Sections:

1. Meat Goat

Showmanship Ages:

2. Senior, 14+
3. Intermediate, 11-13
4. Junior, 7-10

Classes:

1. Market Meat Goat
2. Breeding Meat Goat, age 0-6 months
3. Breeding Meat Goat, age 7-12 months
4. Breeding Meat Goat, age 13 months to 24 months
5. Breeding Meat Goat, age 25 months and older
6. Meat Goat Showmanship

4-H and FFA Poultry – Dept. 7

Superintendent: Rick Sumner

Premiums:

Poultry: Blue - \$1.50; Red - \$1.25; White - \$1.00

Showmanship: Blue - \$2.50; Red - 2.00; White - \$1.50

Champion each section under chickens and other

Grand Champion Poultry

Champion Poultry Showmanship each age division

1. All poultry must be entered by 11:30 a.m., Tuesday of fair week. Judging will begin after rabbits (approximately 2:30 p.m.)
2. Any poultry exhibits must meet the Breed Standard as listed in the Poultry Standard of Perfection.
3. Poultry showing symptoms of disease or infection of any type will be denied entrance.
4. Each exhibitor is responsible for the care and feeding of his/her birds.
5. Exhibitors may have up to 20 total birds.
6. Testing for Pullorum disease for exhibition poultry is required every year. A certified tester will be available on a designated date before the fair or individuals can ensure the testing is done and paperwork is provided at the time of entry. Testing is not required for waterfowl or pigeons.

Sections:

Chickens:

1. Large Fowl
2. Bantams
3. Production Pullet Pen
4. Production Hen Pen
5. Meat Pen

Other:

6. Turkeys
7. Ducks
8. Geese
9. Other Poultry

Showmanship Ages:

10. Senior, 14+
11. Intermediate, 11-13
12. Junior, 7-10

Classes:

Chickens:

1. Cock, hatched prior to Jan. 1 of current year
2. Cockerel, hatched after Jan. 1 of current year
3. Hen, hatched prior to Jan. 1 of current year
4. Pullet, hatched after Jan. 1 of current year
5. Pens of three, all same sex

Other:

6. Male (tom, drake, gander or cock) less than one year
7. Male (tom, drake, gander or cock) one year or older
8. Female (hen or goose) less than one year
9. Female (hen or goose) one year or older
10. Poultry Showmanship (any poultry species)

4-H and FFA Rabbits – Dept. 8

Superintendent: Rick Sumner

Premiums:

Rabbits: Blue - \$1.50; Red - \$1.25; White - \$1.00

Showmanship: Blue - \$2.50; Red - 2.00; White - \$1.50

Champion each breed

Grand Champion Rabbit

Champion Rabbit Showmanship each age division

1. All rabbits must be entered by 11:30 a.m., Tuesday of fair week. Judging begins at 12:00 p.m.
2. Only rabbits of outstanding quality, health and vigor will be allowed to enter.
3. Each exhibitor is responsible for the care of his/her rabbits. Two entries per class allowed.
4. Only breeds recognized by the American Rabbit Breeders Association are eligible for Grand Champion rabbit overall and to exhibit at the State Fair.
5. Each rabbit is to be legibly and permanently tattooed in its left ear for identification.
6. Senior rabbits are eight months of age and over for breeds with Intermediate classes; six months and over for all other breeds.
7. Intermediate rabbits are six to eight months of age only for breeds designated with a * or ▲.
8. Junior rabbits are under six months of age all breeds. Designated breeds eligible for pre-junior (under three months)
9. Pre-Junior rabbits are under three months of age only for breeds designated with a *.

Sections:

Breeds:

- | | |
|----------------------------|--------------------|
| 1. Checkered Giant* | 7. Mini Lop |
| 2. Californian* | 8. New Zealand* |
| 3. Dutch | 9. Rex |
| 4. Flemish Giant▲ | 10. Satins* |
| 5. Himalayan | 11. Other Breeds |
| 6. Lop (English & French▲) | 12. Crossbred |
| | 13. Argente Braun* |

Showmanship Ages:

- | |
|-------------------------|
| 14. Senior, 14+ |
| 15. Intermediate, 11-13 |
| 16. Junior, 7-10 |

Classes:

1. Senior Buck
2. Senior Doe
3. Intermediate Buck (* or ▲ only)
4. Intermediate Doe (* or ▲ only)
5. Junior Buck
6. Junior Doe
7. Pre-Junior Buck (* only)
8. Pre-Junior Doe (* only)
9. Meat Pen
10. Rabbit Showmanship

4-H and FFA Sheep – Dept. 9

Superintendent: Jody Newton

Premiums:

Sheep: Blue - \$3.50; Red - \$2.50; White - \$1.50
Showmanship: Blue - \$2.50; Red - \$2.00; White - \$1.50
Champion market lamb each breed
Grand Champion Market Lamb
Supreme Champion Breeding Ewe
Champion Showmanship each age section

1. Sheep pens must be cleaned twice daily prior to 6:00 p.m.
2. Two entries per breed, per exhibitor allowed.
3. At the time of weigh-in and showing, all market lambs must be slick shorn with an even length of wool covering the hock and knee. Wool length should not exceed 0.2 of an inch.
4. Show order to be determined by superintendents.
5. Market lambs will not be allowed to re-weigh once they have checked in. Market lambs must weigh a minimum of 100 pounds to qualify for the livestock premium sale.
6. Breed for market livestock is determined at the pre-fair weigh-in and cannot be changed by the exhibitor after that time. A screening committee will check each animal for correct breed determination. Screening committee can request proof of breed or change breed determination if found to be in error up to 30 minutes prior to show time.

Sections:

Breeds:

- | | |
|------------------|----------------------|
| 1. Dorset | 5. Other Breed |
| 2. Hampshire | 6. Crossbred |
| 3. Speckled Face | 7. Natural |
| 4. Suffolk | 8. All Breeding Ewes |

Showmanship Ages:

9. Senior, 14+
10. Intermediate, 11-13
11. Junior, 7-10

Classes:

1. Market Lamb
2. Spring Ewe Lamb
3. Yearling ewe
4. Aged ewe
5. Sheep Showmanship

4-H and FFA Swine – Dept. 10

Superintendent: Derek Hermreck

Premiums:

Swine: Blue - \$3.50; Red - \$2.50; White - \$1.50

Showmanship: Blue - \$2.50; Red - \$2.00; White - \$1.50

Champion market hog each breed

Grand Champion Market Hog

Supreme Champion Breeding Gilt

Champion Showmanship each age section

1. Hogs may be check in from 8:00 a.m. to 11:00 a.m. Tuesday of fair week.
2. All swine pens must be cleaned a minimum of twice daily prior to 6:00 p.m.
3. No loose bedding will be allowed in swine pens during the County Fair.
4. Two entries per breed, per exhibitor allowed.
5. Market hogs must weigh at least 225 pounds to qualify for the livestock premium sale. Breeding gilts are not eligible for the premium sale.
6. Market hogs will not be allowed to re-weigh once they have checked in.
7. As deemed appropriate by superintendent and if space constraints require, breeding gilts will be brought in day of show and removed following the swine show.
8. Breed for market livestock is determined at the pre-fair weigh-in and cannot be changed by the exhibitor after that time. A screening committee will check each animal for correct breed determination. Screening committee can request proof of breed or change breed determination if found to be in error up to 30 minutes prior to show time.

Sections:

Breeds:

- | | |
|------------------|-----------------------|
| 1. Chester White | 5. Yorkshire |
| 2. Duroc | 6. Other Breeds |
| 3. Hampshire | 7. Crossbred |
| 4. Spot | 8. All Breeding Gilts |

Showmanship Ages:

9. Senior, 14+
10. Intermediate, 11-13
11. Junior, 7-10

Classes:

1. Market Hog
2. Breeding Gilt, Jan 1 to Feb 14
3. Breeding Gilt, Feb 15 to Mar 31
4. Swine Showmanship

Round Robin – Dept. 11

Friday, 9:00 a.m.

1. Round Robin showmanship contest is for intermediate and senior age species champions in beef, dairy cattle, dairy goats, horse, meat goats, sheep and swine.
2. Junior may show in Intermediate section. If they show in Intermediate section, they may show in the Round Robin.
3. If any individual wins more than one department species of the showmanship contest, he or she will choose the category in which they wish to show. The second place winner will show from the department(s) not selected by the winner.
4. Must show same animal in Round Robin as in species showmanship class.

Livestock Judging

Friday, ~10:30 a.m.

Livestock Arena

Cloverbud Showcase – Dept. 12

Superintendents: Heather Corley and Jerry Jones

1. Cloverbud members may exhibit or showcase activity-related items from their Cloverbuds' experiences. Cloverbud members may not participate as a competitive exhibitor and are not eligible to receive premiums or awards that are given in traditional 4-H events. Cloverbuds will receive participation ribbons.
2. Please label exhibit with name and phone number (small piece of masking tape).
3. Exhibit suggestions: poster, Cloverbud Memory Book, Scrapbook page, Craft item, cereal snack – ½ cup in zip loc bag, 3 no bake cookies on a paper plate in a zip loc bag.
4. Cloverbuds limited to 10 quality exhibits. Cloverbuds need to sign in their display items on a publicity sheet (name and exhibit).

Sections:

1. Cloverbud Exhibit

4-H Banners – Dept. 13

Superintendents: Heather Corley and Jerry Jones

Premiums: Purple/Blue - 15.00 Red - 10.00 White - 8.00

Grand Champion and Reserve Grand Champion Ribbons

Banners will not be eligible for State Fair

1. Banners **must** be pre-entered at the Extension Office by July 1.
2. Banners should illustrate a phase of 4-H work.
3. Avoid using copyright materials by using original work. Banners using copyrighted and/or trademark materials utilized to endorse or promote instead of educate will be disqualified and not displayed.
4. Dimensions - no less than 12 and no more than 16 square foot; minimum of 3-foot long on one side. **3' x 4'** Banners must be hung on wooden dowels. A 6-inch long wire or chain will be fastened to each end dowel rod for hanging purposes.
5. Attach label to lower front left-hand corner of the banner (as you face) with name of Club and County in 2-inch high letters.
6. Three top banners will be selected for display at Kansas State Fair.

Sections:

1. 4-H Club Banner
2. 4-H Conservation Banner

4-H Clothing – Dept. 14

Superintendents: Remington & Stacey Hedges

Premiums: Purple/Blue - 1.50 Red - 1.25 White - 1.00
Grand Champion and Reserve Grand Champion Ribbons

1. There is no limit to the number of articles, garments or outfits a 4-Her may enter.
2. Label each item of clothing by using a 3"x2" piece of fabric (muslin or old sheet) and with permanent marker write: name, address, and project level. Sew label in garment or use small safety pins to attach to the inside of the back of garment; **do not use straight pins.**
3. Place garment on hanger with hook towards right shoulder of the garment. To keep clothing clean, place in clear dry cleaner bag.
4. Educational exhibits – share what you have learned in this project. Posters (22"x28") and notebooks. No card table displays. If the exhibit is a display, maximum size is not to exceed a standard commercial 3' x 4' tri-fold display board. Name and county/district must be clearly marked on educational exhibits.
5. Purchased garments must have an attached page tied to the hanger using string with the following information: photo of 4-Her wearing garment(s), written explanation of the thought process – why was the garment needed, what considerations did you use when you purchased the garment(s), and an itemized cost of the garment(s).
6. Recycled Clothing Project – An item made of at least 50% recycled material (recycled means reusing an existing item in a new way). Could be remaking/redesigning a garment, re-purposing a clothing item for a new use, etc. Must include sewing of some kind. A 3"x5" index card **MUST** accompany entry describing the recycled materials and how they were used in the item.
7. Clothing will be judged during Saturday pre-fair judging at Anderson County Jr/Sr High School from 8:30 am – 12 noon.
8. Purchased garments are not eligible for the Kansas State Fair.

Sections:

1. Constructed item, article, garment, or outfit
2. Purchased garment or outfit
3. Educational exhibit
4. Recycled Garment Project

4-H Crops – Dept. 15

Superintendents: Gayla & Grant Corley, Gaylene Comfort

Premiums: Purple/Blue - 1.50 Red - 1.25 White - 1.00
Grand Champion and Reserve Grand Champion Ribbons

1. Label exhibits with variety name.
2. Two entries per section allowed.
3. Classes 15 and 16 are not eligible for Kansas State Fair.

Sections:

1. White Corn, 10 ears
2. Yellow Corn, 10 ears
3. Hybrid grain sorghums, 10 heads
4. Other grain sorghums, 10 heads
5. Alfalfa hay, one flake tied two directions
6. Native grass hay, one flake tied two directions
7. Brome grass hay, one flake tied two directions
8. Fescue hay, one flake tied two directions
9. Clover hay, one flake tied two directions
10. Soybeans, best 5 plants
11. Barley, one gallon
12. Wheat, one gallon
13. Soybeans, one gallon
14. Oats, one gallon
15. Farm display of 3-5 items grown by exhibitor.
16. Display of 3 different varieties of hay; 3 flakes each tied two directions.
17. Weed Control Exhibit, include the following four items:
 1. Collect, identify, press, mount, and label 15 weeds. Include roots, stems, leaves, and flowers if possible. Three of the weeds must be noxious weeds preferably found in your home county. A standard 9"x12" scrapbook may be used to permanently mount your weed specimens. Identify the scrapbook with name and county on the inside front cover.
 2. Prepare a list of the weeds mounted, showing common name, scientific name, and where it was found. Place the list in a specially identified section of the scrapbook.
 3. Collect and identify weed seeds found in crop seeds. Mount them for display purposes. Place them in a specially identified section of the scrapbook.
 4. Write a 300 word story on "How We Control Weeds on Our Farm" if you live on a farm. Other members can write "How We Control Weeds at Home". The story must show definite methods used to control weeds.

4-H Energy Management – Dept. 16

Superintendents: Heather Corley and Jerry Jones

Premiums: Purple/Blue - 1.50 Red - 1.25 White - 1.00

Grand Champion and Reserve Grand Champion Ribbons

1. 4-Hers may exhibit one article per section.
2. A sheet of operating instructions must be furnished for any exhibit not self-explanatory.
3. Exhibit must be operable. If battery power is required, batteries must be furnished.
4. Any project with a complexity of size or electronics must have (a) instructions for assembly & use, and (b) equipment available at the time of judging for actual testing of the exhibit.
5. No hand dipped solder may be used on exhibits.

Section 1: Electrical and Electronics

Classes:

1. AC Electric Projects. Electric projects with a 110 or 120 V alternating current (AC) power source. Some project examples are household wiring demonstrations, small appliances extension cords, trouble lights, indoor or outdoor wiring boards, or shop lights. Projects may be a restoration or original construction. The project must be operational and meet minimum safety standards. AC projects must be 110/120 V, no 240 V exhibits are allowed, and must be constructed such that the judges have access to examine the quality of workmanship.
2. DC Electric Projects. Electric projects with a battery or direct current power source. This class includes electric kits or original projects. This class also includes demonstration DC powered project. Examples include: wiring two or three way switches, difference between series/parallel lighting circuits or wiring doorbells switches. All DC electric projects must work with batteries supplied by 4-H'er. Projects must be constructed such that the judges have access to examine the quality of wiring workmanship.
3. Electronics Projects. Electronic Projects. Electronic projects with a battery or direct current power source. This class includes electronic kits or original projects. Examples include radios, telephones, toy robots, light meters, security systems, etc. May be constructed using printed circuit board, wire wrap, or breadboard techniques. Include instruction/assembly manual if from a kit. Include plans if an original project. Projects must be constructed such that the judges have access to examine the quality of wiring workmanship.
4. Educational Displays and Exhibits. The purpose of the educational display and exhibit is to educate the viewer about a specific area of the 4-H electrical or electronics project. The display or exhibit should illustrate one basic idea. This class includes any educational displays, exhibits or science fair type projects which DO NOT have a power source, i.e. exhibits, posters or displays of wire types, conduit types, electrical safety, tool or motor parts identification or electrical terminology. Educational displays and exhibits must be legible from a distance of four feet, using a maximum tri-fold size of 3' x 4'.

Section 2: Small Engines

- All exhibits should involve engines smaller than 20 horsepower.
- Engine should contain NO fuel in tank or carburetor
- Displays are limited to 4' wide and 4' deep - both upright and floor displays.

Classes:

1. **DISPLAY** - Exhibit a display, selecting one of the following options: 1) a display identifying different engine or lawn and garden equipment parts or a display showing the function of the various engine or lawn and garden equipment parts; OR 2) a display identifying and explaining the function(s) of different special tools needed for small engine work; OR 3) a display illustrating and providing the results of any one of experiments that are included in the project books. No complete engines, lawn tractors, tillers, chainsaws are permitted for display. Maximum tri-fold size is 3' x 4'.
2. **MAINTENANCE** - Exhibit a display that illustrates either 1) Routine maintenance procedures OR 2) Diagnosing and troubleshooting specific problems in an engine. No complete engines, lawn tractors, tillers, chainsaws, etc. are permitted for display, using a maximum tri-fold size of 3' x 4'.
3. **OPERATION** - Exhibit an operable small engine (no more than 20 HP) overhauled or rebuilt by the member. Include maintenance schedule for the engine and a brief description of steps taken by the member overhauling or rebuilding the engine. Maximum tri-fold size is 3' x 4'.

Section 3: Alternative Energy

- All exhibits in this division are limited in size to standard, tri-fold, display boards (36" X 48") and items may not extend beyond 12" from the back board. All displays must be self-standing.

Classes:

1. **EDUCATIONAL DISPLAY** - Create an exhibit that addresses a focused topic related to power generated from a renewable energy source. The purpose of the exhibit is to inform and create awareness.
2. **EXPERIMENT** - Display an experiment addressing a problem or question related to power generated from a renewable energy source. Include hypothesis, background research, variables, a control, data, findings, conclusions and recommendations for future study.

4-H Entomology – Dept. 17

Superintendents: Heather Corley and Jerry Jones

Premiums: Purple/Blue - 1.50 Red - 1.25 White - 1.00

Grand Champion and Reserve Grand Champion Ribbons

COLLECTION CLASSES

General Guidelines

1. All entries should be submitted in an 18 x 24 x 3.5 inch wooden display box with a clear plastic top. Boxes can be handmade or purchased as long as they are of the correct size and do not have a glass top.
2. Identification should follow the taxonomy included in www.bugguide.net.
3. Each exhibitor is required to identify each box by placing an identification label bearing exhibitor's name, county or district, class and include the www.bugguide.net. One label goes in the upper left corner of the box (inside) and the other on the lower right corner of the box (outside). Arrange specimens in the box so it can be displayed lengthwise.
4. The number of orders, specimens (and families where required) must be included on the exhibitor's box identification label. Only adult specimens can be used in collection boxes.
5. The number of orders, specimens (and families where required) must be included on both of the exhibitor's box identification label. Only adult specimens can be used in collection boxes; however, one female and one male of a species correctly identified can be displayed.
6. Arrangement of specimens: The preferred method is to arrange the insects in groups or rows parallel to the short sides of the box. Arrangements that run lengthwise of the box are frequently downgraded in judging. Specimens are to be arranged by Order in the box, then family where required.
7. For each collection class, two labels will be centered on the pin beneath each specimen. First (closest to the specimen) is the common name label and the second label should include date/locality. Full county name, state abbreviation and collector name on the second label are required. The specimens should be collected by the exhibitor and should focus on Kansas. Insects may be collected from one county into bordering states and labeled accordingly. Other specimens from the continental United States may be included as long as properly labeled and placed in a separate section of the box labeled "Out of State Insects".
8. Emphasis in judging will be placed on the overall variety of insects represented in the collection, accuracy of identification, skill and technique acquired in mounting of specimens, and overall arrangement and appearance of the collection.
9. Specimens of soft bodied insects such as aphids, lice, termites, etc. should be exhibited in alcohol filled vials; however, the use of alcohol filled vials should be limited to only those specimens that lose their shape when pinned, since the vials pose a significant hazard to the rest of the collection if they become loose in transit.

Sections:

1. BEGINNING I ENTOMOLOGY COLLECTION

Display in one standard box a minimum of 50 and maximum of 125 species representing at least 7 orders. Follow the general guidelines listed for Collections. Members can exhibit in this class a maximum of 3 years, or until they receive a purple ribbon at the Kansas State Fair, whichever comes first.

2. BEGINNING II ENTOMOLOGY COLLECTION

Display in one standard box a minimum of 75 and maximum of 150 species representing at least 9 orders. Follow the general guidelines listed for Collections. Members can exhibit in this class a maximum of 3 years, or until they receive a purple ribbon at the Kansas State Fair, whichever comes first.

3. INTERMEDIATE ENTOMOLOGY COLLECTION

Display a minimum of 100 and a maximum of 300 species representing at least 10 orders. Two standard boxes can be used. Follow the general guidelines listed for Collections. In addition, family identification is required for all insects in any two of the following six orders:

“Insects in Kansas” book – Orthoptera, Hemiptera, Homoptera, Coleoptera, Hymenoptera, and/or Diptera or

“Insects in Kansas Book: 2016 Revised Taxonomy”, which follows www.bugguide.net - Odonata, Orthoptera, Hemiptera, Coleoptera, Hymenoptera, and/or Diptera

4. ADVANCED ENTOMOLOGY COLLECTION

Display a minimum of 150 and a maximum of 450 species representing at least 12 orders. Three standard boxes can be used. Follow the general guidelines listed for Collections. Family identification is required for all insects belonging to the six basic orders as outlined under the Intermediate phase. Only families in the above six orders will be counted for judging. Family identification of insects in the remaining orders is optional, but desirable as long as accuracy is maintained. On a piece of paper list what you did to improve your collection during the current year. Examples: what insects did you add or replace; what orders and/or families you added; what Leadership you provided in this project; and/or what insects you have studied. Attach paper to the back of one of the display boxes. Members may continue to exhibit in this class at the Kansas State Fair for an unrestricted number of years as long as they remain eligible for 4 H membership.

NOTEBOOK CLASSES

General Guidelines

1. Individual entries are to be placed for display in a three-ring notebook for competition.
2. Identification should follow the taxonomy included in www.bugguide.net.
3. 4-H'ers who have been previously enrolled in or are currently enrolled in the other phases of the Entomology project need to start with the Beginning Phase of Entomology Notebooks, not the Introductory phase.
4. Each exhibitor is required to identify the notebook by placing a Title Page in the front of the notebook bearing the exhibitor's name, county or district and

- class. The number of orders, specimens and families (required in Intermediate and Advanced classes) must also be included on the Title Page.
5. Specimen pages should be grouped according to order and should include one page per species.
 6. Date, common name, full county name, state abbreviation and collector name should be included for each species.
 7. Specimen pages should have two different views of the insect if possible. If pictures are taken on different dates/localities, include information for both.
 8. A divider page is to be placed in front of each order of insects with the order name printed on the tab for the page and also on the front of the divider page.
 9. For the Intermediate and Advanced classes, insects are also to be grouped by family behind each order divider.
 10. If the exhibitor has been in the same class for more than one year, a separate sheet of paper needs to be added stating how many years the exhibitor has been in this class of the project and what the exhibitor did this year to improve their notebook. Place the paper just behind the Title Page in the front of the notebook.

Sections:

5. INTRODUCTORY ENTOMOLOGY NOTEBOOK

Display a minimum of 10 and a maximum of 30 insect species representing at least six different orders. Follow the general guidelines listed for Notebooks, including the Special Project. A 4-Her may exhibit in this class for a maximum of two years.

6. BEGINNING ENTOMOLOGY NOTEBOOK

Display a minimum of 20 and a maximum of 60 insect species representing at least seven different orders. Follow the general guidelines listed for all Notebooks, including the Special Project. Members can exhibit in this class a maximum of 3 years or until they receive a purple ribbon at the Kansas State Fair, whichever comes first.

7. INTERMEDIATE ENTOMOLOGY NOTEBOOK

Display a minimum of 60 and a maximum of 100 species representing at least nine orders. Follow the general guidelines listed for Notebooks, including the Special Project. In addition, family identification is required for all insects in any two of the following six orders:

“Insects in Kansas” book – Orthoptera, Hemiptera, Homoptera, Coleoptera, Hymenoptera, and/or Diptera or

“Insects in Kansas Book: 2016 Revised Taxonomy” which follows www.bugguide.net - Odonata, Orthoptera, Hemiptera, Coleoptera, Hymenoptera, and/or Diptera

A 4-Her may exhibit in this class for a maximum of three years. A 4-H'er may move up if they receive a purple ribbon.

8. ADVANCED ENTOMOLOGY NOTEBOOK

Display a minimum of 100 and a maximum of 200 species representing at least twelve orders. Follow the general rules listed for Notebooks, including the Special Project. In addition, family identification is required for all insects in the following six orders: Orthoptera, Hemiptera, Odonata, Coleoptera, Diptera, and Hymenoptera. Family identification in the remaining orders is optional, but desirable as long as accuracy is

maintained. Members may continue to exhibit in this class for an unrestricted number of years as long as they remain eligible for 4-H membership.

EDUCATIONAL DISPLAY CLASSES

General Guidelines

1. All entries should be submitted in an 18 x 24 x 3.5 inch wooden display box with a clear plastic top. Boxes can be handmade or purchased as long as they are of the correct size and do not have a glass top. Arrange display in the box so the box can be displayed lengthwise.
2. Each exhibitor is required to identify each box by placing two identification labels bearing exhibitor's name, county or district and the class in the box. One label goes in the upper left corner of the box (inside) and the other on the lower right corner of the box (outside). Information on numbers and kinds of insects is not needed for educational exhibits.
3. Displays may consist of specialized groups of insects or their close relatives, or relate to any aspect of their behavior, biology or ecology.
4. Displays should be presented in a clear, concise, and interesting manner.
5. Displays should include only work performed during the current year.
6. Title of the exhibit should be indicated inside the box.
7. The purpose of the project is to learn more about the importance, life cycles, biology, ecology, diversity, etc. of insects and related arthropods. Subject matter can be as varied as the animals themselves.

Sections:

9. BEGINNING EDUCATIONAL DISPLAY

Class for individuals that are exhibiting in the Beginning I and II Collection or Beginning Notebook Classes. If only exhibiting in this category, then ages 9-12. Follow the general rules listed for the Educational Displays.

10. INTERMEDIATE EDUCATIONAL DISPLAY

Class for individuals that are exhibiting in the Intermediate Collection or Intermediate Notebook Classes. If only exhibiting in this category, then ages 11-14. Follow the general rules listed for the Educational Displays.

11. ADVANCED EDUCATIONAL DISPLAY

Class for individuals that are exhibiting in the Advanced Collection or Advanced Notebook Classes. If only exhibiting in this category, then ages 13 or older. Follow the general rules listed for the Educational displays.

4-H Fashion Revue – Dept. 18

Superintendent: Nancy Schuster

Premiums: Purple/Blue - 2.50 R - 2.00 W - 1.50
Grand Champion and Reserve Grand Champion Ribbons

1. Exhibitors are to complete Public Fashion Revue Script Form and return to Extension Office by Saturday pre-judging day.
2. Fashion Revue judging is a walk through; 4-Hers may model their outfits from 10:00 am – 11:30 am on stage at Anderson County Jr/Sr High School. After modeling, 4-Hers are to take all purple ribbon construction garments back to the clothing judge for selection of awards. 4-Hers are to check with superintendent and learn if they were called back before they leave the building. At 11:45 am all 4-Hers who were called back must be dressed and ready to model for the selection of awards.
3. Constructed garments - Majority of outfit must be constructed and modeled by 4-H member who made the garment/outfit. Everything of which is commonly considered an outer garment must be constructed (vest, jacket, dress, skirt, pants, coat, etc.) A sweater, blouse or shirt that is not worn as an outer garment can be purchased or made.
4. Buymanship. Majority of the outfit must be purchased (not borrowed) and modeled by the 4-Her or made by another individual for the 4-Her if the fabric and pattern were chosen by the 4-Her. Everything which is commonly considered an outer garment must be purchased by the 4-Her or constructed by another person (vest, jacket, dress, skirt, pants, coat, etc.).

Sections:

1. Constructed garments.
2. Purchased garments for girls.
3. Purchased garments for boys.
4. 4-Her not enrolled in a clothing project. (not eligible for State Fair)

Public Revue – will be held after the Anderson County Fair Parade at 8:00 pm in the livestock show arena. 4-Hers modeling must be ready to line up at 7:50 pm.

Special awards in non-livestock projects will be given during the Fashion Revue.

Fiber Arts – Dept. 19

Superintendents: Sandi Fritz

Premiums: Purple/Blue - 1.50 Red - 1.25 White - 1.00
Grand Champion and Reserve Grand Champion Ribbons

1. Exhibitors may enter two entries per section.
2. Make a label on 3"x2 ½" piece of cloth, put class number, county, and name. Sew or safety pin label on the corner of flat articles. For garments, attach label to the front of the left shoulder seam, or left side of waistband, as if you were wearing the garment. Indicate fiber content of all classes.

3. When articles normally worn together are exhibited, fasten articles together securely with yarn.
4. Special consideration will be given to articles which are original designs.
5. Fiber arts Educational Notebook – share with others what you have learned in this project about a particular Fiber Art. Exhibits should be in a notebook or binder. The notebook should include a narrative section describing the fiber art. It should include a clear description of the project, technique, budget, supplies, goals, accomplishments, successes, failures, and future plans. It may include samples of techniques, how-tos, photographs of completed projects, or other ways of educating others about fiber arts. NOTE: a collection of brochures, web pages, patterns, record book forms, etc., does not constitute an educational notebook. Follow copyright laws as explained in the General Rules as you are preparing your exhibit. Name, county, and fiber art covered must be clearly marked in this notebook.
6. Non-textile (examples include wood reed, straw, grass, etc.) baskets/pieces should be entered in the Visual Arts Division.
7. Fiber Arts will be judged on the Saturday pre-fair judging day at the Anderson County Jr/Sr High School.

Sections:

1. Crochet, an article including felted items.
2. Knitting, an article made by hand or machine including felted items.
3. Needle Arts, an article creative by hand using any of the following techniques:
 - (a) Embroidery and cross-stitch
 - (b) Needlepoint
 - (c) Candle wicking
 - (d) Crewel
 - (e) Lacework
 - (f) Appliqué
4. Patchwork and Quilting, an article; indicate who did binding and quilting.
5. Rug Making, braided, latch hook, tying, floor cloth
6. Spinning, a skein with minimum of 10 yards
7. Weaving, a woven article, attach an index card explaining what kind of loom or process was used
8. Ethnic Arts, an article, a technique associated with a specific country or culture. It is a practical skill that was developed to provide basic family needs such as apparel, home furnishings, or decorations. A method maintained throughout history and passed down to others. Examples: batik, Swedish huck towel weaving, mud cloth, bobbin weaving, tatting, felted items that are not knitted or crocheted, etc. Attach information telling history, where used, by whom, how it was used, short description of the technique.
9. Macramé, one article
10. Fiber Arts Educational Notebook

4-H Floriculture – Dept. 20

Superintendents:

Premiums: Purple/Blue - 1.50 R - 1.25 W - 1.00
Grand Champion and Reserve Grand Champion Ribbons

1. Exhibitors may enter 2 entries in each section.
2. Exhibitors must be enrolled in the 4-H Plant Science project.
3. Entries must be in disposable containers (annuals and perennials in bottles, arrangements in disposable plastic, etc.) **NO POTTED PLANTS**
4. All materials should be grown and collected rather than purchased.
5. Information about exhibiting flowers can be found online in the publication “Preparing Cut Flowers for Exhibit”, available at <http://www.bookstore.ksre.ksu.edu/pubs/4H826.pdf>.

Sections:

1. Celosia (cockscomb), plumed or crested
2. Zinnia, any color
3. Large Marigold, any color
4. Small Marigold, any color
5. Gladiolus, any color
6. Large Dahlia, any color
7. Small Dahlia, any color
8. Hybrid tea roses, any color
9. Floribunda roses, any color
10. Sunflower, large
11. Sunflower, small
12. Any other perennial
13. Any other annual
14. Any planted wild flower annuals cared for by 4-Her
15. Any planted wild flower perennials cared for by 4-Her
16. Current County Fair Theme
17. Thanks for the Music
18. Blowin’ in the Wind
19. Ewe Ain't Seen Nothin' Yet
20. Holiday of Your Choice
21. Good Ole’ Kansas
22. Country Wild Flowers
23. A Day at the Anderson County Fair
24. Where the Wild Things Are
25. Miscellaneous Arrangement
26. Floriculture Notebook - Notebook in 3-ring binder with written narrative describing floriculture project such as a landscape design, landscape installation, lawn renovation, water garden, flower garden, landscape maintenance business, or other floriculture project. 4-Hers are encouraged to include photos, illustrations/and or landscape drawings helping to explain the work done by the member. Photos taken from the same location before, during, and after the completion of the project are suggested.

4-H Foods – Dept. 21

Superintendents: Tammy Egidy,

Abbie & Sandi Fritz, Jenna, Katie, & Donna Schmit,

Claire & Cassie Hasty

Premiums: Purple/Blue - 1.50 R - 1.25 W - 1.00

4-H Club Foods Display Tables Purple/Blue - 25.00 R - 20.00 W -15.00

Grand Champion and Reserve Grand Champion Ribbons

Champion and Reserve Champion Ribbons for Junior,

Intermediate, and Senior Sections

1. 4-Hers may exhibit 4 **non-perishable** food products, 1 recipe box/notebook, 1 educational exhibit, 1 food flop, 1 food gift box, and 3 food preservation exhibits.
2. Small food items need to have 3 on a plate; example: 3 cookies, 3 muffins, 3 cupcakes, 3 breadsticks, 3 rolls, etc.
3. Baked food items should be exhibited on foil covered cardboard cut to the size of the exhibit and covered with food grade plastic wrap or in a plastic bag.
4. For food safety purposes, any food with custard and dairy-based fillings and frostings (ex. Cream cheese) raw eggs, flavored oils, “canned” bread or cakes in a jar, cut fresh fruit or any food requiring refrigeration (ex. Bacon) will be disqualified and not judged. Food entries must comply with guidelines found in K-State Research & Extension publication: 4-H 712, *Food Safety Recommendations for Acceptable Fair Exhibits*, and Georgia State Extension publication: *So Easy to Preserve 6th edition*, or *Ball Blue Book of Preserving (2009)*. Food not meeting safety standards will not be judged.
5. Alcohol (ex. Wine, beer and hard liquor) is not allowed as an ingredient in food entries. Entries with alcohol in the recipe will be disqualified and not be judged.
6. Recipe card required for all food exhibits. Label the bottom of the plate with exhibitor’s name.
7. All baked goods must be left whole and uncut. Unfrosted cakes should be exhibited with crust showing, bundt cakes should have top crust down.
8. Recipe box/notebook exhibit – Juniors need 10 recipes; Intermediates need 20 recipes; Seniors need 30 recipes.
9. Food Gift Boxes can not contain any alcoholic beverages. A food gift box must contain at least 3 different food items prepared for **human consumption**, made by the 4-Her, in a suitable container no larger than 18” x 18” x 18”. Additional food items can be added. Recipes must be on all prepared food items. On a recipe card, answer the following questions: a) what is the intended use; and b) what food safety precautions were taken during and after preparation.
10. Food flop exhibit – 4-Hers need to explain to the judge what caused the food product to flop and share solutions for the failed food product. Ribbon placing is how well the 4-Her understands the reason for the poor quality food product
10. Food preservation exhibits – exhibit size is one jar of Sweet Spreads or Syrups; Fruits, Juices, Low Acid Vegetables, Pickles, Relishes, Tomato/tomato products. Processing times must follow USDA’s Complete Guide to Home Canning, or Georgia State Extension’s *So Easy to Preserve*. Open kettle food products and oven canned food will be disqualified. Jars must be sealed when entered. Sweet

Spreads must be in half pint or pint jars. Pickles and sweet spreads must be processed in a water bath process; low acid products must be pressure canned properly for altitude of the residence; tomato products requiring acid should be real lemon juice or citric acid. Recipe must include recipe source, date of publication and altitude of residence.

11. Exhibits must have been preserved since the member's previous year's county fair, and not been exhibited at the previous State Fair. Example: For fair date August 15, 2014 items canned following that date can be exhibited at this year's State Fair.
12. Recommended recipes and processing methods must be used. Recipes must be from 1995-present. Processing methods that will be disqualified include: open kettle canning, over canning, and sun canning. Untested recipes will be disqualified for food safety reasons. Recommended recipe resources include:
 - K-State Research and Extension Food Preservation publications
 - USDA Complete Guide to Home Canning
 - So Easy to Preserve, 6th edition, The University of Georgia Cooperative Extension Service
 - Ball Blue Book Guide to Preserving
 - Ball Complete Book of Home Preserving
 - Canning mixes (i.e. Mrs. Wage's, Ball)
 - Pectin manufacturers (i.e. SureJell, Ball)
 - <http://www.rrc.k-state.edu/preservation/recipes.html>
13. Refer to following K-State Research and Extension publications for more information:
4H712, Food Safety Recommendations for Food Preservation Exhibits
(<http://www.ksre.ksu.edu/bookstore/pubs/4H712.pdf>)
MF3170 "10 Tips for Safe Home-Canned Food"
(<http://www.ksre.ksu.edu/bookstore/pubs/MF3170.pdf>)
MF3171 "Sassy Safe Salsa at Home"
(<http://www.ksre.ksu.edu/bookstore/pubs/MF3171.pdf>)
MF3241 "How to Guide to Water Bath Canning and Steam Canning"
(<http://www.bookstore.ksre.ksu.edu/pubs/MF3241.pdf>)
MF3172 "What's Your Elevation?"
(<http://www.ksre.ksu.edu/bookstore/pubs/MF3172.pdf>)
MF3242 "How to Guide to Pressure Canning"
(<http://www.bookstore.ksre.ksu.edu/pubs/MF3242.pdf>)
14. Alcohol is not allowed as an ingredient in food preservation entries. Entries with alcohol in the recipe will be disqualified and not be judged.
15. Each member may enter up to two exhibits in this division, but only one entry per class.
16. Recipe must include exhibitor name, recipe source, date of publication and altitude of residence. **DO NOT USE COLORED JARS.**

17. Exhibits must be sealed in clean standard canning jars, with matching brand (use Ball lids on Ball jars, or Kerr lids on Kerr jars, etc.) two piece lids. Ball and Kerr plaid or fruit decorated or brushed silver lids are permissible, but fancy padded lids, fabric over wraps or cozies interfere with the judging process and should not be used. No fancy packs unless recipe states to do so (ex: Pickled asparagus) Jars must be sealed when entered. For food safety reasons, the size of jars used must not be larger than the jar size stated in the recipe. Note: There are now 12-ounce and 24-ounce canning jars available. If there is not a USDA recommended process time available for the 12-ounce jar, these may be used with a pint jar canning process recommendations. Use quart jar process recommendations for 24 ounce jars.
18. Each jar exhibited must be labeled with a uniform label placed 1" from the base of jar. You may need to make a label using an adhesive mailing label. The label must not cover brand name of jar. The label must give: Class No, Division, Product, Canning Method, Process Time, Pressure (psi), date processed including month and year, Name, and County/District.
19. Dried foods should be exhibited in a canning jar; food exhibit should be 1/3 to 1/2 cup, or 4 pieces. Recipe and process must be written on recipe card. Jerky not heated to 160 degrees F will not be judged.
20. Educational exhibits can be a poster (22" x 28" maximum), notebook, or display (2' x 3' tri-fold display board). Follow copyright laws explained in General Rules. **Note:** a collection of favorite recipes is **NOT** an educational exhibit.
21. **All 4-H foods** will be boxed and given to local businesses that support 4-H. A small sample will be left on plates for exhibits.
22. Grand Champion and Reserve Grand Champion food exhibits will be auctioned off before the evening Livestock Premium Sale. 4-H members are responsible for bringing newly prepared food items to the auction for sale.
23. Each 4-H Club will decorate a table to display their Club's 4-H foods exhibits; labels for each individual 4-Her are required. Tables can be set up after foods are judged.
24. All food name brands must be covered. Name brands not hidden will result in one lower ribbon placing.
25. There are no State Fair classes for sections 3, 5, 7.
26. **All 4-H foods must be entered no later than 11:00 a.m. to be judged!!!**

Sections:

1. A Nonperishable Food Product
2. Educational Exhibit
3. Food Flop
4. Food Preservation Exhibit
5. Recipe Box/Notebook
6. Food Gift Box Exhibit
7. Favorite Foods Show- **held before fair**
8. Modified non-perishable food product. Product must be modified from original recipe to nutritionally enhance the food product. Attach one – 8½ x 11-inch page (front and back) that includes Original Recipe, Modified Recipe, and Narrative to describe modifications made, why modifications were made and lessons learned such as nutritive value, or changes in appearance, doneness, aroma, flavor, tenderness and/or texture. Example: Standard blueberry muffin recipe that is modified to be gluten free. Resources: Altering Recipes for Better

Health Purdue University

<http://www.extension.purdue.edu/extmedia/HHS/HHS-157-W.pdf> and/or

Altering Recipes for Good Health Texas A&M University

http://fcs.tamu.edu/food_and_nutrition/PDF/altering-recipes.pdf

9. Dried Foods: One kind of dried food product exhibited in a small canning jar. If dried food product is not in a canning jar, it will be lowered one ribbon rating. Suggested amount: 1/3-1/2 cup, or three or four pieces per exhibit. All meat jerky must be cooked to 160 degrees F before or after drying. Dried products must include the recipe and preparation steps. Jerky not heated to 160 degrees F will be disqualified and not be judged. Heating information can be found at www.fcs.uga.edu/ext/pubs/fdns/FDNS-E-43-11.pdf
10. 4-H Club Foods Display Tables (not individuals)

Classes:

1. Junior 7-8 years old
2. Intermediate 9-13 years old
3. Senior 14-18 years old

All 4-H foods must be entered no later than 11:00 a.m. to be judged!!!

8 a.m. – 8:15 a.m.Dynamite 4-H

8:15 am – 9:00 a.m.Lucky 13 4-H

9:00 a.m. – 9:30 a.m.Cherry Mound 4-H

9:30 a.m. – 10:00 a.m.Star Shooting 4-H

10:00 a.m. – 11:00 a.m.Seekers not Slackers 4-H

11:00 – doneSelect Top Awards

4-H Forestry – Dept. 22

Superintendents: Gayla and Grant Corley, Gaylene Comfort

Premiums: Purple/Blue - 1.50 R - 1.25 W - 1.00

Grand Champion and Reserve Grand Champion Ribbons

1. Exhibits need to be mounted on 8 ½ x 11-inch heavy card stock paper and placed in a 3 ring binder. (Magnetic or adhesive filler sheets are recommended.)
2. Front cover should include: name, club, age and number of years in project.
3. Place label of specimens in lower right-hand corner of page. Label should include: proper common name as listed in 4-H Bulletin 334 “list of Native Kansas Forrest Trees”, location (county) where collected, and date (day-month-year) collected.
4. Exhibit one complete leaf where possible. Where leaf is too large, exhibit as much of terminal portions as possible. Sketch in reduced scale the entire leaf and illustrate where the exhibited portion comes from.
5. Group specimens according to the years collected (ex. “old-previous years” and “new”)
6. One entry per class.

Knowing Trees as Individuals – Leaf Collections

Section 1: Beginning

Classes:

1. Exhibit: a minimum of 10 different leaves from native Kansas trees collected within the year. Exhibit may include non-native leaves in addition to the required number of leaf specimens collected from Kansas Native trees.
2. Exhibit: a minimum of 5 native Kansas trees showing leaf, twig and fruit from each species collected.

Section 2: Intermediate

Classes:

1. Exhibit: a minimum of 20 different leaves (including 10 new specimens) from native Kansas trees. Exhibit may include non-native leaves in addition to the required number of leaf specimens collected from native Kansas trees.
2. Exhibit: with a minimum of 10 native Kansas trees showing leaf, twig, and fruit from each species collected. This exhibit must include 5 new leaf, twig, and fruit specimens.

Section 3: Senior

Classes:

1. Exhibit: a minimum of 30 different leaves (including 10 new specimens) from native Kansas trees. Exhibit may include non-native leaves in addition to the required number of leaf specimens collected from native Kansas trees.
2. Exhibit: a minimum of 15 native Kansas trees showing leaf, twig, and fruit from each species collected. This exhibit must include 5 new leaf, twig, and fruit specimens.

Section 4: Advanced

Classes:

1. Exhibit: with a minimum of 40 different leaves (including 20 new specimens) from native Kansas trees. Exhibit may include non-native leaves in addition to the required number of leaf specimens collected from native Kansas trees.

2. Exhibit: with a minimum of 20 native Kansas trees showing leaf, twig, and fruit from each species collected. This exhibit must include 10 new leaf, twig, and fruit specimens.

Sections:

5. How a Tree Grows - Display project notebook with 10 or more seeds collected with pictures showing germination study or a mounting of a thin section of wood cut from the end of a log or top of stump labeled with information such as kind of wood, age of tree, when cut or exhibits an illustration of how a tree grows.
6. Tree Appreciation - Entry may include a research or reporting project notebook with no more than 10 pages based on the exhibitor's selected tree. This notebook may include sketches, drawings, pictures, a story, or any other information which will help tell about the tree you have selected.

Senior Forester Sections:

7. Growing and Protection of Trees - Display required project notebook telling about project and pictures, before, during and after planting seedlings.
8. Tree Culture - Display required project notebook showing your project work and including pictures of before, during, and after woodlot improvement.
9. How Forests Serve Us - Display may include collected wood samples (all or partial) and 500 word essay. Wood sample display to be mounted on poster board or any stiff mounting material no larger than 2' wide and 3' high. Essay should be displayed in a covered binder.
10. Educational/Creative Exhibit - Entry must be directly related to tree identification or Forestry. Type of exhibit is open (notebook, poster, collection box, etc.) with a maximum size of 2'x3'. Care should be taken to use materials with the durability to withstand fair conditions. This is a good class to exhibit an unusual collection.

4-H Geology/Lapidary – Dept. 23

Superintendents: Heather Corley and Jerry Jones
Saturday Judging: Gayla Corley
Premiums: Purple/Blue - 1.50 R - 1.25 W - 1.00
Grand Champion and Reserve Grand Champion Ribbons
Champion and Reserve Champion Ribbons given to
Junior, Intermediate, and Senior Sections

1. Geology boxes and exhibits need to be delivered to County Annex between 8:30 am and 9:00 am for judging. All 4-H geology boxes will be judging in the morning, judges will meet with 4-Hers for conference judging to learn how to improve their geology exhibits in the afternoon at 1:00 pm on a first come basis.
2. Exhibit box should be 18"x24"x3 1/2 ". All specimens are to be arranged across the narrow (18") dimension of the exhibit box, making the exhibit 18" across the top and 24" deep. Plexiglas covers required and must be removable from top. Screws, locks, or other devices preventing judges from removing Plexiglas cover should not be used. All Plexiglas covers must slide out of the top.
3. Exhibitors are to identify each display box by placing a gummed label (from Extension Office) with name, county and number of specimens in the upper left-hand corner of the Plexiglas cover (inside use clear double-sided tape to adhere

gummed labels) and by attaching a gummed label with the same information on the lower-right corner of the box (outside).

4. Geology specimens should be labeled with the specimen number, date collected, specimen name or description and locality (county) where collected.
5. Classes 1-7, specimens should be mounted in the box by proper groups – rocks, minerals and fossils. These specimens must be collected from locations in Kansas. Out-of-state specimens will not count in the minimum number for the class, nor will they be considering in judging with the exception of Tri-State Mining Area specimens collected from these three adjacent counties: Ottawa County, OK; Newton and Jasper Counties, MO.
6. Classes 1-7, each specimen must be properly labeled:
 - a. Fossils must be identified to the Phylum, Class and Genus level. More than one specimen the same genus of a fossil may be exhibited if this duplication represents different geological formations. Specimen label must show this distinction (Fort Hays limestone, not just limestone; calcite from the Greenhorn Formation, not just calcite; Phylum: Brachiopoda Class: Articulata Genus: Composita from the Morrill Limestone Member, not just Phylum: Brachiopoda Class: Articulata Genus: Composita).
 - b. Rocks must be labeled with the name of rock type, formation, and the name of the rock.
 - c. Minerals must be labeled with type of mineral and name of specimen.

Sections:

1. Junior (First year exhibit – 9 specimens) 3 rocks, 3 minerals, and 3 fossils. List the rocks as igneous, metamorphic, or sedimentary.
2. Junior (Second year exhibit – minimum 15 specimens) adds 6 new specimens. List the rocks as igneous, metamorphic, or sedimentary.
3. Junior (Third year exhibit – 21 minimum 21 specimens) adds 6 new specimens. List the rocks as igneous, metamorphic, or sedimentary.
4. Display at least 15 rocks, minerals, and fossils collected during the current 4-H year, 5 rocks, 5 minerals, and 5 fossils. Exhibitor is limited to one exhibit box. (4-Her eligible to show at State Fair first time.)
5. Display of at least 30 different rocks, minerals, or fossils, at least 5 of each. **Fifteen new specimens must be collected during the current year.** Exhibitor is limited to one exhibit box. (4-Her eligible to show at State Fair first or second time)
6. Display of at least 45 different rocks, minerals, or fossils, at least 5 of each. **Fifteen new specimens must be collected during the current year.** Exhibitor is limited to two exhibit boxes. List the rocks as igneous, metamorphic, or sedimentary. (4-Her eligible to show at State Fair third or fourth time)
7. Display of at least 60 different rocks, minerals, or fossils, at least 5 of each. **Fifteen new specimens must be collected during the current year.** Exhibitor is limited to two exhibit boxes. List the rocks as igneous, metamorphic, or sedimentary. (4-Her eligible to show at State Fair fifth time or more)
8. Geology Educational Exhibit: Exhibit relating to everyday living; or to a mineral test, a rock formation, geological history, species of a fossil, forms of one mineral, a variation of one kind of rock, archaeological artifacts, or Indian artifacts. Digital formats are accepted. Please make arrangements for the judge to view your exhibit and have a hard copy for display. Exhibit limited to 4 feet

of table space. Care should be taken to use durable materials that will withstand State Fair conditions.

9. Mineralogy. Display a minimum of 15 mineral specimens collected in Kansas, at least 5 of which have been collected during the current 4-H year. The minerals are to be grouped by mineral class (ie: Carbonates, Oxides, Silicates) and at least 3 classes must be represented. The member must use one standard display box (see #1). The specimens must be labeled with the number of the specimen, date collected, name of specimen, county where collected and chemical composition (ie: CaCO_3 for calcite) if known.

Lapidary Sections:

All lapidary specimens should be labeled with the following information:

- Specimen name
- Place of origin (country, state, or county; county required for Kansas specimens)
- Purchased or self-collected
- Date lapidary treatment began
- Date lapidary treatment completed (Treatment completed after the State Fair is considered a new year specimen).

Sections:

10. Lapidary. Display at least 5 varieties of polished (tumbled) specimens and 5 varieties of unpolished specimens that have not yet received lapidary treatment. These do not have to be an example of “before and after”, nor do they have to be self-collected. Locales must be identified.
11. Lapidary. Display before-and-after examples of at least 3 varieties of specimens, at least 2 tumble-polished and 2 unpolished of each. There is no requirement that the 4-H'er collect any of these. Locales must be identified. Lapidary work should be done during the current 4-H year.
12. Lapidary. Display before-and-after examples of at least 6 varieties of specimens, at least 2 tumble-polished and 2 unpolished of each. At least two varieties should be collected from the native site by the 4-H'er, at least one of which comes from Kansas. Locales must be identified. Lapidary work on at least three varieties should be done during the current 4-H year.
13. Lapidary. Display before-and-after examples of at least 9 varieties of specimens, at least 2 tumble-polished and 2 unpolished of each. At least three varieties should be collected from the native site by the 4-H'er, at least two of which comes from Kansas. Locales must be identified. Lapidary work on at least three varieties should be done during the current 4-H year.
14. Lapidary. Exhibit at least 6 specimens that have not previously been exhibited, which have received lapidary treatment. Lapidary treatment may consist of polishing, and end, face, or flat lapping. Specimens must represent at least 3 different varieties and include at least three cabochons of any size or shape, only one of which may be free-formed. A cabochon is a style of cutting in which the top of the stone forms a domed or curved convex surface. Three of the specimens must be mounted into jewelry findings.

Classes:

1. Junior 7-8 years old
2. Intermediate 9-13 years old
3. Senior 14-18 years old

4-H Home Environment – Dept. 24

Superintendents:

Premiums: Purple/Blue - 1.50 R - 1.25 W - 1.00
Grand Champion and Reserve Grand Champion Ribbons

1. 4-Hers must be enrolled in project. Each item displayed needs a label with name and 4-H Club.
2. One entry per section.
3. Poster or notebook may include swatches, colors, photographs, stories and project records which detail what was accomplished this year with indication of future plans.

Sections:

1. Single Exhibit. An article made or refinished by the 4-Her for the home. Attach a 3"x5" index card explaining how the item was made or refinished, costs involved and how it fits into the color and design of the room.
2. Poster
3. Notebook
4. Room Display – 5-7 items – display needs floor plan sharing where items go in the room, cost of items, and written page about the room items – who did the work, etc. (not eligible for State Fair)

4-H Horticulture – Dept. 25

Superintendents: Gayla and Grant Corley, Gaylene Comfort

Premiums: Purple/Blue - 1.50 R - 1.25 W - 1.00

Grand Champion and Reserve Grand Champion Ribbons

1. Two entries per section. Must be enrolled in Plant Science project.
2. Information about exhibiting produce is available online in the publication “Exhibiting Fruits and Vegetables” available at <http://www.bookstore.ksre.ksu.edu/pubs/c405.pdf>

Sections:

1. Red potatoes, five
2. White potatoes, five
3. Sweet potatoes, five
4. Yellow tomatoes, five
5. Roma tomatoes, five
6. Red tomatoes, five
7. Cherry ornamental tomatoes, five
8. Grape tomatoes, five
9. White onions, five
10. Yellow onions, five
11. Red onions, five
12. Carrots, five
13. Beets, five
14. Parsnips, five
15. Turnips, five
16. Beans, green snap, twelve
17. Beans, yellow wax, twelve
18. Lima beans, twelve
19. Okra, five
20. Cucumbers, five
21. Bell peppers, five
22. Peppers, not bell, five
23. Jalapeño Peppers, five
24. Anaheim Peppers, five
25. Habanera peppers, five
26. Mango peppers, five
27. Summer squash, one
28. Winter squash, one
29. Eggplant, one
30. Cabbage, one
31. Cantaloupe, one
32. Honeydew, one
33. Watermelon, one
34. Pumpkin, one
35. Miniature Pumpkins, five
36. Sweet corn, 10 ears

37. Popcorn, 10 ears
38. Indian corn, 10 ears
39. Miscellaneous Vegetable not mentioned above: large (1-each); medium (5-each); small (12-each)
40. Garden display – Display consists of 5 different types of fresh vegetables.
Only one variety of each type of vegetable may be exhibited. The numbers of the five types of vegetables to be exhibited are as follows:
Large Vegetables (1 each) cabbage, cantaloupe, eggplant, large pumpkin, squash, watermelon
Medium Vegetables (5 each) beets, carrots, cucumbers, decorative gourds, potatoes, miniature pumpkins, okra, onions, peppers, sweet potatoes, tomatoes, cherry tomatoes or other similar sized vegetables
Small Vegetables (12 each) green snap beans, wax beans, English peas, or other similar sized vegetables
41. Fresh Culinary herbs (6) example: parsley, basil, dill, etc. Six stems (or a comparable quantity) of ONE VARIETY of fresh herbs must be exhibited in a disposable container of water.
42. Small fruits (one half pint box) example: strawberries, blackberries, raspberries, or other similar sized fruits.
43. Tree fruits (plate of 5) example: apples, pears, peaches, or similar sized fruits.
44. Grapes (plate of 2 bunches)
45. Decorative gourds, five (no State Fair class)
46. Assortment of 3 gourds, any variety (no State Fair class)
47. Horticulture Notebook – 3-ring binder with written narrative describing a horticulture project such as a landscape design, landscape installation, lawn renovation, water garden, flower garden, vegetable garden, lawn mowing service, landscape maintenance business, farmer's market business, or other horticultural project. 4-Hers are encouraged to include photos, illustrations/and or landscape drawings to help explain the work done by the member. Photos taken from the same location before, during, and after the completion of the project are suggested. Horticulture notebook scoring is as follows: Organization and General Appearance (neat, includes title page and table of contents, original, creative, etc.) 20%, Narrative (including goals, successes, failures, etc.) 40%, General Content (subject matter, photos, maps, knowledge gained, etc.) 40%.

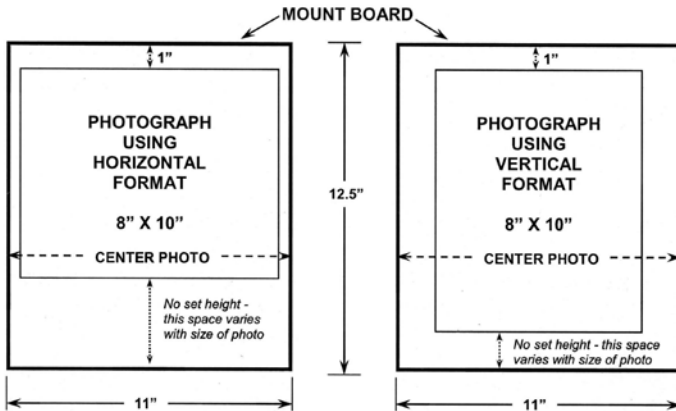
4-H Photography – Dept. 26

Superintendents: Morgan Egidy, Cassie Bowen, Kendra Sprague

Premiums: Purple/Blue - 1.50 R - 1.25 W - 1.00
Grand Champion and Reserve Grand Champion Ribbons
Ranae Young Award

1. Exhibitors are limited to **10** entries from their current year's project work.
2. All enlargements must be no larger than 8"x10" and no smaller than 7"x9".
Photos are to be mounted across the 11 inches dimension of an 11x12 ½-inch photo matte from the Extension Office. The top edge of the photo must be 1-inch down from the top of the photo matte. Sides of the enlargement photo should be equal distance from the edges of the photo matte. Remove white border from enlargement prints. A permanent mount should be made by using photographic adhesive available at the Extension Office. See illustration below:

PHOTO DISPLAY INSTRUCTIONS



NOTE: Use only adhesives designed for permanent photography mounting.
Do not use rubber cement or other household glues (white glue, etc.).

3. No lettering including dates permitted on the front of the photo matte or picture. **On back of photo matte write name, address, location where photo was taken, and Anderson County.**
4. Photos must be exhibited in clear plastic bag – 2 gallon zip loc or purchased from Extension Office with photo matte.
5. Photos must be exhibited in clear plastic bag – 2 gallon zip loc or purchased from Extension Office with photo matte.
6. Photographs taken with a digital camera

BACK OF MOUNT BOARD

Photo Description: (Please indicate the geographical location of the photo in your description)

County or District/County:

Name:

Address:

City, State, Zip:

and having no more adjustments than exposure, color intensity, or correction, red eye removal, cropping, dodging and burning should be entered in the standard color or black & white sections. HDR photos are to be entered in the standard photo class.

7. Mounting mattes, large clear plastic bags, and photographic adhesive are available from Extension Office at small fee.
8. Monochromatic prints including sepia prints are considered color photos and must be entered in correct color section.
9. Digital Composite Image: Finished photo must be created from two or more original images photographed by exhibitor. HDR photos do not qualify for this class Photos will be judged on photographic merit as well as manipulation technique and process. Ribbon placement will be determined by combining the score of each judging section.
10. **Photos with live subject(s) on railroad right away or taken from railroad right of way property will not be displayed in Kansas 4-H Photography and may receive a ribbon penalty**
11. Copyright protections must be observed.

Sections:

1. Color photos taken by a 4-H member with 3 years or less in the project.
2. Color photos taken by a 4-H member with 4-7 years in the project.
3. Color photos taken by a 4-H member with 8 or more years in the project.
4. Black & White Photos – all levels of experience.
5. Digital Composite Image photo must be from two or more original(s) images photographed by the exhibitor. Exhibitor must include a second 11 x 12-1/2 matte board mounted with standard size print or prints (if more than one photo was used) of the original photo(s) and 3 x 5 card(s) explaining what manipulation was done. May include additional photos (standard size and may be layered) showing editing steps. Place both matte boards in the same protective plastic bag. Note: See rule 8 above for definition.
6. Video - Entries must be full motion not a series of still images with pan or zoom motion added by a software program. All content must be the result of the current year's project work. All content must be original and created by the exhibitor(s) unless signed copyright, use and/or performance releases are provided. Entries may be created by an individual or by a team. Talent, computer editing, titles, graphics, animation and music are allowed and recommended. Entries must be one of the following production types: Instructional, Informational, Documentary, Persuasive/PSA, Story or Entertainment. Length must be no longer than three minutes with the exception of Persuasive/PSA which must either be 30 seconds or 60 seconds. Entries will be evaluated on design characteristics, technical content, production quality, and effectiveness. Entries not adhering to the rules and requirements will be awarded a ribbon one placing lower than the placing determined by the official judges. A list of required production elements and the required Video Information Sheet can be downloaded from the Photo Action Team web site: <http://www.kansas4-h.org/p.aspx?tabid=141>

Following Sections are not eligible for exhibit at Kansas State Fair.

7. Sequence – 2 or more photos.
8. Story telling sequence -5 or more pictures.
9. Photo story may have 3-7 prints, arranged on a matte board or large piece of heavy poster board. No words written on poster front.
10. Photo album – portfolio of work done during the year. Photos are to be categorized, each photo captioned. (Photography or craft judges may judge this entry depending upon their expertise.)

4-H Self Determined – Dept. 27

(Citizenship, Communications, Dog Care & Training, Exploring 4-H, Family Studies, Health & Wellness, Leadership, Performing Arts, Pets, Reading, and Welding)

Superintendents: Heather Corley and Jerry Jones

Premiums: Purple/Blue - 1.50 Red - 1.25 White - 1.00

Grand Champion and Reserve Grand Champion Ribbons

1. Self Determined is a project where 4-Hers may choose a special topic to learn and do research. Self Determined is also used as a broader category to include projects where no other Department is practical.
2. There are no Kansas State Fair classes for any of these projects except Dog; a 4-H Dog Show is held at the State Fair.
3. 4-Hers must be enrolled in the project they exhibit. Exhibit must be labeled with the project. **NOT LIVE DOGS - POSTERS!**
4. 4-Hers can exhibit 3 entries per project.

Sections:

1. Poster
2. Notebook
3. Display
4. Item or article

4-H Shooting Sports – Dept. 28

Superintendents: Heather Corley and Jerry Jones

Premiums: Purple/Blue - 1.50 Red - 1.25 White - 1.00

Grand Champion and Reserve Grand Champion Ribbons

1. **Exhibitors must comply with State and Federal Laws.** No “live” ammunition containing propellant or explosive powders may be used in any display! Artistic substitutes must be used in lieu of powder and “live” ammunition.
2. Name, county, age, and year in project should be in a prominent location on the exhibit.
3. Exhibits can only be shown by 4-Hers with 4-H Certified Shooting Sports Programs. No exhibits can feature reloads.

4. The educational display must be the standard tri-fold board ONLY, must not exceed standard tri-fold: 3' wide x 4' tall. Promotional posters must be flat and no larger than 22"x 28". **THE EXHIBIT SIZE RULE WILL BE STRICTLY ENFORCED!** Exhibits exceeding the size guidelines will be penalized one ribbon color.

Sections:

1. Educational Display – must be directly related to the shooting sports project, must be the standard tri-fold board ONLY, must not exceed standard tri-fold: 4' wide x 3' tall.
2. Promotional Poster – must be directly related to the shooting sports project, must be flat and no larger than 22"x28".

4-H Spacetech – Dept. 29

Superintendents: Heather Corley and Jerry Jones

Premiums: Purple/Blue – \$1.50, Red – \$1.25, White – \$1.00

Grand Champion and Reserve Grand Champion Ribbons

SpaceTech Astronomy

1. One exhibit per class
2. Pre-finished telescopes which require no construction or painting are not acceptable exhibits.
3. Telescopes are limited to no more than 6 feet in length. They must be placed on a stationary stand that does not allow the telescope to roll and/or fall over. The stand cannot extend past two feet in length or width.
4. For notebooks, display boards, and posters, no additional exhibit information is required; **NO MANILA** envelope is needed for these exhibits.
5. Educational displays are limited to a 3'x4' commercial standard tri-fold display. Sources of scientific information must be cited on the front of your exhibit, including all posters and educational display boards.
6. Posters (20" x 30"), notebooks (3-ring binders), and exhibits must have exhibitors name, county, age, and year(s) in project tagged or labeled in a prominent location on telescope stand, educational display, notebook, or poster.

Sections:

1. Telescope made from kit
2. Telescope made from original design
3. Astronomy Educational Display
4. Astronomy Educational Notebook
5. Astronomy Educational Poster

SpaceTech Computers

1. One exhibit per class
2. The 4-H computer project teaches concepts related to computers, hardware knowledge, software programming and applications, internet safety, the building, maintenance and repair of computers and future career opportunities. Please note that the actual construction of computer hardware (i.e., building a computer, electronic devices with a mother-board based manipulation) will remain in the

Energy Management division.

3. Notebooks, display boards, and posters, no additional exhibit information is required; no manila envelope is needed for these exhibits as in some phases of SpaceTech.
4. Educational posters must be no larger than 20" x 30" poster board. Educational displays are not to exceed a standard commercial 3' x 4' tri-fold display board. Commercially available Science Fair Presentation Boards are encouraged. Exhibitors are encouraged to laminate all posters and maps or cover them with clear plastic film.
5. Project notebooks must be organized in a 3-ring binder.
6. If the notebooks illustrates the creation, talks about, or shows the result of an app, application, executable, program, or other compiled/interpreted "source code," a copy of the source code should be included. (In other words if you created an app for a smart phone and you're illustrating that app, you should include the code you used to build app). Failure to include a copy of the "source code" may result in up to one ribbon place deduction.

Sections:

6. Computer Educational Poster
7. Computer Display Board
8. Computer Notebook

Computer Systems

The Kansas 4-H SpaceTech Computer Systems portion of the computer project is designed to allow 4-H members to explore how *information* is moved from one part of the computer to the other; how *information* is moved between two or more computer systems (networking); how *information* is stored; or how *information* is acted on (programming).

Any item which is not a notebook, display board, or poster displayed in this class is considered a "computer system" exhibit and **MUST** follow the rules set forth below.

1. All exhibits must be self-contained on a USB drive (thumb drive, flash drive, jump drive, or other any other name for a small USB storage device; the rules will use "USB drive"). This means that a judge can plug in the USB drive into a computer and be able to run the exhibit as described below. Physical computers as an exhibit will not be accepted.
2. All revisions of all forms previously released for the SpaceTech division either undated or dated prior to 2015 are void for use and new forms must be obtained and used that are dated by the Kansas State 4-H Office for the current year. Use of old forms will result in the loss of one ribbon placing for exhibits.
3. For all computer system entries (those entries not covered by the rules above) the following items are required as part of an exhibit packet:
 - a. A manila envelope with the Computer Exhibit Form attached to the front, this form can be downloaded at www.KansasSpaceTech.com.
 - b. A USB drive labeled with the 4-Hers name, county/district, and club; in a way that does not prevent it from being plugged into a computer.
 - c. At least one (1) graphic (picture, screen shot/capture, slide, etc.) of the project must be printed out on an 8.5" X 11" sheet of standard computer

paper, placed in a plastic sheet protector, to allow for proper display and recognition at the Kansas State Fair. On the back side of the graphic the 4-Her's name, county/district, and club should be listed.

- d. Instructions to run any part of the exhibit on the USB drive.
(There should be at least three (3) items in your manila envelope: USB drive, graphic and instructions).
4. Each exhibit must be accompanied by a "4-H Engineer's Journal." The engineer's journal should be typed. It can either be included electronically on the USB drive (preferred) or printed and placed in the manila envelope.
 - a. The "4-H Engineer's Journal" should start with a dated entry describing what the 4-H member is trying to accomplish/build.
 - b. The "4-H Engineer's Journal" should conclude with a dated entry describing what the 4-H member achieved in creating. (The start and end many times will be different. The judges are interested in the journey).
 - c. Additional entries in the "4-H Engineer's Journal" should be made as progress occur describing successes and failures; as well as the steps done and any sources of information including links used.
 - d. Pictures can also be included in the "4-H Engineer's Journal" but should not be more than 50% of the entries.
 - e. The "4-H Engineer's Journal" should contain at least one graphic.
 - f. The "4-H Engineer's Journal" must be at least 3 pages in length.
 - g. An example of a "4-H Engineer's Journal" can be found at www.KansasSpaceTech.com.
 - h. The "4-H Engineer's Journal" will comprise 50% of the overall exhibit score. Failure to include a "4-H Engineer's Journal" will result in the exhibit being disqualified.
5. If the exhibit is a program, application, app, web site, or requires any coding, the source code must be included on the USB drive.
6. Diagrams or decision trees showing the logical flow of the system must be included on the USB drive for all exhibits.
7. Since there is no conference judging at the Kansas State Fair, a set of instructions must be provided to run the computer system/application. These instructions should be printed off and included in the exhibit package and a copy should be included on the USB drive.
 - a. FOR COUNTY FAIRS 4-Hers bring a computer that will run their project to the fair for judging as judges typically do not bring computers with them. Operating instructions are still required.
 - b. Instructions should be written as though you were helping a less techy person, (like a grandparent) use the USB drive with a computer similar to what is described in rule 9 below. An example of instructions can be found at www.KansasSpaceTech.com.
8. Each exhibit must accomplish a specific automated task using a computer or virtual machine (VM).
9. Kansas State Fair Judge(s) in the computer systems division will have a physical computer with the following minimum configuration:
 - a. Microsoft Windows® 7 – 64bit
 - b. Microsoft Office® Home 2010 (Excel, Power Point, & Word)
 - c. Microsoft Internet Explorer®
 - d. Mozilla Firefox® Browser

- e. Google Chrome® Browser
- f. Java for Windows
- g. Adobe Acrobat Reader®
- h. Apache OpenOffice®
- i. VMware Player 7.0.0 Windows 64bit
10. 4-Hers should not assume that the computers in rule 9 have Internet connectivity and that any parts of the exhibit that require Internet access will not work. It is strongly recommended that 4-Hers test exhibits on a computer with Internet connectivity disabled.
11. Kansas 4-H SpaceTech has made available Linux Virtual Machines (VMs) that can be downloaded and used to create projects on such as web servers, networking, and many other projects. For more information on how these VMs can be leveraged or to download them visit www.KansasSpaceTech.com. 4-Hers are not required to use the VMs in their projects. They are optional.
12. All licensing should be adhered to for any software used in the exhibit. Failure to do so will result in a reduction of one ribbon placing and may not be considered for best of show.
13. The creation of viruses, malware, malicious applications or code, defamatory language or graphics, bullying, or any material that is “mean,” “dangerous,” or harmful according to the judge’s opinion will result in the exhibit being disqualified.
14. Pictures or still graphics created are not eligible for entry as a project in this division, and should be entered in the appropriate photography division.
15. Judging will be based on a score sheet which can be found at www.KansasSpaceTech.com. There are four (4) areas each exhibit will be judged on. They are:
 - a. 4-H Engineers Journal (what I learned to make it work), 50% overall score
 - b. Instructions (
 - c. Functionality (does it work), 12% overall score
 - d. Diagrams (and code if applicable) (how I think it works), 13% overall score

Sections:

9. Computer program, application, app, script, or coded system that is new and unique (not merely a file run in a program, such as a ‘word document’ or a picture drawn in ‘Microsoft Paint.’)
10. Computer presentation (power point, web page/site, animated graphics, etc.)
11. Single computer system (web server, database server, etc.)
12. Networked system consisting of two or more computers

SpaceTech GPS/GIS

1. Each exhibitor may enter one exhibit per class.
2. Educational display boards, posters and notebooks should be creative and showcase something specific you have learned in the GPS/GIS project during the current year.
3. Educational displays are not to exceed a standard commercial 3’ x 4’ tri-fold display board. Commercially available Science Fair Presentation Boards are encouraged. Exhibitors are encouraged to laminate all posters and maps or

cover them with clear plastic film. Sources of scientific information must be cited on the front of your exhibit, including all posters and educational display boards.

4. Project notebooks must be organized in a 3-ring binder.
5. Exhibitor's name, county or district, age, and years(s) in project must be tagged or labeled in a prominent location on the exhibit, educational display, notebook, and/or poster.
6. Team exhibits are defined as developed by two or more 4-H members.
7. **GPS/GIS exhibit must include a GPS/GIS "Exhibit Information Form", which should be attached to the outside of a 10"x13" manila envelope. All supporting materials must fit in the manila envelope.**
8. **Photographs complementing the project are required. Photographs should be mounted on one side of an 8 1/2"x11" page. A brief caption should accompany each photograph. Place photo page in manila envelope.**

Sections:

13. Geocache Box. Must include geocache box with contents, description, photograph, and map of location in which the box could be located. Failure to include photograph and/or map will result in a lowering of one ribbon placing. Check www.geocaching.com for instructions on place and description.

GPS/GIS Map. One map constitutes an entry. Map can be either informational or directional, computer generated or hand drawn. A map is a single product of the data gathering, manipulation and presentation skills. Multiple related maps should be entered under GPS/GIS Community Mapping Projects. Value is placed on youth that can model the learning process, or show how their skills have increased while completing the map.

Sections:

14. GPS/GIS Map – Individual
15. GPS/GIS Map - Team

GPS /GIS Community Mapping Project. Two or more maps on a related project constitute an entry. Maps can be either informational or directional. Complete and attach a Map Project Description Sheet with entry. Community Mapping Projects consist of a detailed goal and multiple applications of either GPS or GIS skills. A conclusion is reached, a problem was evaluated or studied, a solution was found (or the problem was better defined). Value is placed on youth that can model the learning process, or show how their skills have increased while completing the project.

Sections:

16. GPS /GIS Community Mapping Projects - Individual
17. GPS /GIS Community Mapping Projects - Team
18. GPS/GIS Educational Poster
19. GPS/GIS Display Board
20. GPS/GIS Notebook - May include, but not limited to, explanation of the parts of a GIS map, illustration of how GPS works, information on "Youth Favorite Places," etc.
21. Team Mapping Educational Display - Display should show and explain the project in detail including printouts of maps, pictures of the project being done, who was collaborated with, and how the project results have and will be utilized. Exhibit must be labeled on the back with the following information for all participating

members: name, club, county/district, age as of January 1, and date display was created.

22. Geography Educational Poster
23. Geography Display Board
24. Geography Notebook - Exhibit should include what was learned and knowledge gained about geography. Value is placed on youth that can model the learning process, or show how their skills have increased while completing the project.

SpaceTech Robotics

1. One exhibit per class.
2. Robot must be free standing. Dimensions should not exceed 2' high by 2' wide by 2' deep. Weight may not exceed 15 pounds.
3. All electric components of robots must be adequately covered or concealed with a protective enclosure – not paper.
4. Robots must be powered by an electrical, battery, water, air or solar source only and must include an on/off switch. No remote devices allowed. Solar robot kits often do not have an on/off switch. They may be adapted to include one or they may be exhibited without an on/off switch but are not eligible for the State Fair.
5. Each exhibitor is required to complete the “4-H SpaceTech Robotics Exhibit Information Form” which is available at the Extension Office. This form must be attached to the outside of a 10” x 13” manila envelope. The exhibit must include written instructions for operation, construction plans, one to three pages of project photographs or a 5 minute CD, DVD, or video presentation, and robot programming information, if applicable. This information should be placed inside the 10” x 13” manila envelope mentioned above.
6. Robots that include weaponry of any kind will be disqualified. Weaponry is defined as any instrument, possession or creation, physical and/or electrical that could be used to inflict damage and/or harm to individuals, animal life, and/or property.
7. Remote controlled robots are allowed under certain conditions provided that the robot is not drivable. Remote controlled cars, boats, planes and/or action figures, etc. are not allowed.
- 8.
9. Exhibitor’s name and county must be tagged or labeled in a prominent location on the robot, educational display or notebook.
10. Educational displays must not exceed the commercial standard 3’ x 4’ trifold display. Sources of scientific information must be cited on the front of your exhibits, including all posers and educational display boards.

Sections:

25. Robot made from a commercial (purchased) kit.
26. Robot designed and constructed by exhibitor. The robot must not be a mere modification of an existing robot kit or plan.
27. Programmable robot made from a commercial (purchased) kit.
28. Junk Drawer Robotics-Based on curriculum robot
29. Team robot - designed and constructed by two or more 4-H SpaceTech project members. The robot must not be a mere modification of an existing robot kit or plan. The robot may be a programmable type that is made from a commercial (purchased) kit. This division is designed to encourage teamwork and cooperation among fellow 4-H SpaceTech members. As with many high tech projects today, no one person designs and builds a robot alone. It takes the brainstorming, planning,

problem solving, and cooperation of an entire team to complete a given robotics project. Exhibitors in this division will be assigned a task for their robots to perform. The tasks are changed annually. Please visit the Space Tech website <http://www.Kansas4-H.org/> for the current year's task.

30. Team robot competition – completion of the challenge task
31. Robotics Educational Display (individual or team)
32. Robotics Educational Notebook (individual or team)
33. Robotics Educational Poster (individual or team)

Classes:

1. Novice – One to Two Years in Robotics Project
2. Intermediate – Three to Four Years in Robotics Project
3. Professional – Four or More Years in Robotics Project
4. Team

SpaceTech Rocketry

1. Kansas 4-H has adopted the National Association of Rocketry's rules, regulations, and safety guidelines.
2. There is a large amount of detail concerning rules in the Kansas State Fair Book. Please contact the Extension Office or see www.kansas4h.org for more information.
3. Two exhibits per exhibitor. Exhibitors cannot enter two rockets in the same class.
4. Rockets must have been flown. Multi-stage rockets can be flown using just the final stage and be considered fully flown. (split up into 2 rules)
5. Beginner kits with prefabricated fin assemblies and pre-finished rockets requiring no painting are not acceptable as exhibits.
6. Support rods must not extend past the tip of the highest nosecone on the model. Support rods must remain in the upright position – do not angle. NO model may be submitted on a launch pad.
7. Engines and igniters are not permitted with the exhibit.
8. The 4-H SpaceTech Rocket Exhibit Information Form should be glued to a 10"x13" envelope. Plans (or a photocopy) must be placed inside the envelope. If changes have been made to a rocket from a kit, those changes must be indicated. One or more photographs of the rocket at the launch site are required. Photographs showing the rocket at the moment of ignition are preferred. Photographs should be mounted on one side of an 8 ½" x 11" page. 1-5 pages of photographs are accepted.
9. Rockets entered in original design classes need a summary description of how the rocket was tested for stability prior to flying.
10. The altitude achieved by the rocket is to be determined using a method other than estimation. Examples of accepted methods include altimeter, computer software, range finders, etc.
11. Flight damage needs to be documented by exhibitor. The judging of flight damage is secondary to all other aspects of the model.
12. Original design rockets cannot be a modification of a kit.
13. Each rocket must be able to stand freely by itself or be supported by a solid base not to exceed ¾" thick and 8" square.
14. Alternative Skins are an advanced construction technique – thin coverings over supporting skeleton serving as the finish of a rocket as opposed to painting. Contact Extension Office for Kansas State Fair requirements.

15. Engines may not be used as display stands hollowed out or otherwise. This is a significant change from 2010 and previous year's rules. Engines used as a display stand will be subject to immediate disqualification.
16. If a fire burn ban is in effect for any county in Kansas, exhibitors in any Kansas County are not required to launch their rocket(s). All requirements for the launching of rockets for the state fair and the documenting of the launching are suspended for the duration of the ban.

Sections:

34. Rocket made from kit. Include plans.
35. Rocket designed by exhibitor; not merely a modification of an existing kit. Include original plans. Must be 11+ years old (class 2 or 3).
36. Rocket designed by exhibitor that uses alternative skins; not merely a modification of an existing kit. Include original plans. Must be 14+ years old (class 3).
37. Rocket designed by 2 or more exhibitors; not merely a modification of an existing kit. Include original plans. Must be 11+ years old (class 2 or 3).
38. High power rocket made from kit or original design. Must be 14+ years old (class 3).
39. Rocketry Educational Display
40. Rocketry Notebook
41. Rocketry Poster Board

Classes:

1. Exhibitors 7-10 years old (Sections 25, 30, 31, and 32 only)
2. Exhibitors 11-13 years old
3. Exhibitors 14 years and older

4-H Visual Arts – Dept. 30

Superintendents: Cassidy Lutz, Abigail & Amelia Wiesner, Makayla Jones, Samantha Nickell

Premiums: Purple/Blue – 1.50 Red – 1.25 White – 1.00

Grand Champion and Reserve Grand Champion Ribbons

1. Eight craft items can be exhibited.
2. Pictures/drawings must be mounted on cardboard with hangers or mounted in picture frames with hangers. Each piece of an exhibit needs to be labeled with exhibitor's name and 4-H Club.
3. Judges evaluation of the suitability, creativeness, and values used in making the exhibit are final.
4. All 4-H craft items will be conference judged at the Saturday pre-fair judging day held at the Anderson County Jr/Sr High School from 8:30 am to noon.

Sections:

1. Art/ Craft project

4-H Wildlife – Dept. 31

Superintendents: Heather Corley and Jerry Jones

Premiums: Purple/Blue – 1.50 Red – 1.25 White – 1.00

Grand Champion and Reserve Grand Champion Ribbons

1. One exhibit per section.
2. **Exhibitors must comply with State and Federal Laws.** It is illegal to possess threatened or endangered wildlife, or the feathers, nests, or eggs of non-game birds. Game birds and game animals taken legally during an open season may be used. The use of live wild animals in educational exhibits is prohibited.
3. Name, county, age and year in project should be in a prominent location on the exhibit.
4. Display or poster must not exceed 22"x 28". Maximum size for tri-fold display is 2'x3'.

Sections:

1. Notebook: contents pertain to some phase, results, story or information about the wildlife project.
2. Educational Poster: must be related to something learned in the wildlife project.
3. Educational Display: must be directly related to the wildlife project.
4. Taxidermy/tanning exhibit: should include an attachment that shows the work in progress through photos with captions, or a detailed journaling of the process.

4-H Woodworking – Dept. 32

Superintendents:

Premiums: Purple/Blue - 1.50 Red - 1.25 White - 1.00

Grand Champion and Reserve Grand Champion Ribbons

1. Exhibitors may show two items per section.
2. The plan from which the item was constructed must be with the article exhibited. The plan may be a photocopy, the actual pattern, or a scale drawing. It must be complete and accurate to the extent that a duplicate article could be built using the plan as a guide.
3. Projects with unsecured glass (glass shelves, glass top of a coffee table) should not be brought to the fair. Glass secured in the project (glass front of a cabinet or gun case) is permissible since it cannot be easily removed.
4. **NO** projects made from pre-cut kits will be allowed.
5. 4-H woodworking projects eligible for exhibit at the Kansas State Fair will be handled the following way: Exhibits that can be packed into a car will be taken to the Kansas State Fair by Extension agents; exhibits too large to fit in a car are the exhibitor's responsibility for transport and pick-up at the State Fair.
6. Firearms and weapons are not to be entered or displayed.

Sections:

1. Article for farm or shop use.
2. Furniture for household or lawn use.
3. Articles made at school
4. Other woodworking articles not included in classes above such as: (bird houses, bird feeders, household equipment such as knife racks, bread boards, door stops, etc.)

FFA – Dept. 33

Superintendents: Jeff Gillespie and Hannah Boehm

Premiums: Blue - 1.50 Red - 1.25 White - 1.00

Grand Champion and Reserve Grand Champion Ribbons Given

1. All entries must be current year projects of FFA members in Anderson County.

Sections:

1. Shop Article Costing \$150 or More
2. Shop Article Costing Under \$150

<p>Burns Dental Lab 105 West 4th Garnett, KS 66032</p>	<p>AVON Paula Sjorlund Home: 785-448-6129 • Cell: 785-448-7661 www.youravon.com/psjorlund psjorlund@embarqmail.com</p>
<p>LUTZ CONSTRUCTION CO. Richard & John Lutz Bulldozing & Excavating Garnett, KS 66032 (785) 448-6703 or 835-6431</p>	<p><i>VISION SOURCE</i> DR. BILL WHITESELL OPTOMETRIST DR. COURTNEY BLOODGOOD OPTOMETRIST bill@visionsource-drwitesell.com www.visionsource-garnett.com 115 N. MAPLE GARNETT, KS 66032 T: 785-448-6879 T: 913-908-9268 F: 785-448-5522</p>
<p>Terry J. Solander ATTORNEY AT LAW 503 S. Oak Street, Garnett, KS 66032</p>	<p>State Farm Insurance Ryan Disbrow Agent 504 W Redbud Ln., Garnett, KS 66032 785-448-1660</p>
<p>Garry & Paula Decker & Family</p>	<p>R & R Lawnmower Ron Romig 132 W 7th, Garnett, KS Shop (785) 448-2484 Hours 8-5, M-S</p>
<p>Prairie Belle's Kitchen & Catering Christy McGhee & Danelle McGhee 130 E. 5th Ave. • Garnett, KS 66032 (785) 448-2253</p>	<p>Gibson Construction Tim Gibson Joel Sprague 620-228-1602 620-768-9080 Tgibsonconst@yahoo.com spraguejef@gmail.com</p>
<p>Good Luck at the Fair Dena McDaniel Anderson County Treasurer</p>	<p>Linda's House of Hair Design 304 N. Maple, Garnett, KS 66032 Hair 785-448-3703 Nails</p>
<p>Iola Pharmacy, Inc 109 E. Madison, Iola, KS 66749 800-505-6055 • 620-365-3176</p>	<p>Lizer Crop Insurance Rex D. Lizer, Agent 201 N. Maple, Garnett, KS Office 785-448-3536 Home 785-448-3813</p>
<p>Jump Start Travel Center 1700 East Street Iola, KS 66749 620-363-1273</p>	<p>S.J. Auto Electric 103 S. Maple, Garnett, KS 66032 (785) 448-6364 Hours: M-F 7:30-4:30</p>

WITTMAN AUTO PARTS

138 E. 6th Ave • Garnett, KS 66032

785-448-6611



Tim, Kim, Wyatt, Colby & Rayleigh

Monday - Friday, 7:30 a.m. - 5:30 p.m.
Saturday, 8:00 a.m. - 12:00 noon

Anderson County Noxious Weed

Dept, Vernon Yoder, Director

Office: 785-448-2327

Cell: 785-448-8042

Hours: 7-00 a.m. - 3:30 p.m. Mon-Fri

Garnett Flowers & Gifts

316 S. Maple, Garnett, KS 66032

785-448-5531 or 888-458-6353

Hours: 8-5:30 M-F

9-3 Sat.

Agler & Gaeddert Chartered - CPA's

234 S Main • Ottawa, KS 66067

785-242-3170

www.agc-cpas.com

H & R BLOCK

401 S. Oak, PO Box 129

Garnett, KS 66032

(785) 448-6480

6th Ave Boutique & Bronze



427 W. 6th Ave. • Garnett • (785) 448-2276

Nature's Touch

117 W. 6th

Garnett, KS 66032

785-448-7152

Trade Winds Bar & Grill

110 W. 5TH Garnett, KS 66032

(785) 448-5856

Hours: Tues-Thurs 11:00 am to 11:00 pm

Fri-Sat 11:00 am to 2:00 am

The Anderson County Review

112 W. 6th

Garnett, KS 66032

(785) 448-3121

M. A. C. Inspections

HOME INSPECTIONS



Jeremy McAdam
Inspector

macinspections.jm@gmail.com

785-304-2172

30097 NE Wilson
Greeley, KS 66033

Providing peace of mind.

Randy & Betsy Bunnel

22411 SW 700 Rd

Welda, KS

LAZY H TRUCKING LLC

21248 SW California Rd.

Westphalia, KS 66093

785-448-7722

Kansas Corn Growers Association

110 W. 4th Ave., Garnett, KS 66032

www.ksgrains.com

McAdam Framing Custom Construction Work



Jeremy McAdam • 785-304-2172

Don's Automotive

210 E 4th Ave • Garnett, KS 66032

(785) 448-6561

Craig E. Cole

Attorney at Law

114 E. 5th, Garnett, KS 66032

(785) 448-3515

The AUBURN Advantage

Convenience • Service • Savings

429 N. Maple • Garnett, KS 66032 • 785.448.6122
M-F 8:30 to 7 Sat 8:30 to 2
www.auburnpharmacies.com

Sunflower Pork, Inc.
14406 W. 1300 Rd.
Westphalia, KS 66093
(785) 489-2558



**The Place to
Find Your
Place!**
501 E. 4th
Garnett

Beth Mersman

www.KsPropertyPlace.com

[Facebook.com/KsPropertyPlace](https://www.facebook.com/KsPropertyPlace)

Cell/Text: 785-448-7500

C.D. Schulte Agency

*Real Estate &
Insurance*

114 W. 4th, Garnett, KS
(785) 448-6191

Good Luck at the Fair

Your Honor Showfeed Dealer



LeRoy Cooperative Association



LeRoy 888-964-2225
Westphalia 877-489-2521

Richmond Body Works

(785) 835-6395 Phone
Hwy 59 - Richmond, KS
Committed to Quality.

HILLHOUSE Angus Ranch

Tim & Patty Benton
23579 SW 1100 Rd.
Garnett, KS 66032
785.448.6763
www.hillhouseangus.com



*For All Your
Real Estate
Needs*

Call Carla Walter

785-448-7658

C.D. Schulte Agency, Inc.

MERLIN CARPENTER TRUCKING

300 Lincoln
Westphalia, KS 66093
785-448-4917

*Livestock Hauling,
Grain Hauling, Vaculator*



McGhee's Farrier Service

Brant McGhee
Garnett, KS 66032
(620) 496-6573 (Cell)



RATLIFF'S

Cherry Creek Farms


SHOW CALVES

Gail David & Michelle
785-489-2268 785-489-2307

Anipro

XTRAFORMANCE FEEDS

Robert Miller, District Mgr.

720 W. 11th St.
Garnett, KS 66032
(785) 448-5887
(785) 448-4301

FRONT ROW SPORTS

"For the player and the fan"
www.frontrowsportsks.com

David & Lucinda Cox
405 S. Hwy 59, Garnett, KS 66032
(785) 448-5818 Phone/Fax
226 S. Main, Ottawa, KS 66067
(785) 242-3254

The Bank of Greeley

P.O. Box 80
Greeley, Kansas 66033
(785) 867-2010 • Fax (785) 867-2021
"Your Local Full-Service Bank"

MEMBER FDIC

The Medicine Shoppe®

Kevin & Stacy Rycheck
427 S. Oak • Garnett, KS
785-448-6650


*The Pharmacy that's 100%
About Your Health... Right Here At Home*

Corley Seed Farms, Inc.

Producers and Processors of Certified
Soybean and Wheat Seed. Dealers for:
Public Varieties, Agri-Pro,
Soybeans, Wheat, Corn and Milo
Grant & Gayla Corley, Gaylene, Gaylette & Gaylon
(785) 489-2505 or cell (620) 364-6050
Westphalia, KS

"Let us serve your seed needs."

Ludolph Truck Line



**Alton Ludolph Westphalia, KS
785-489-2431**

Rod's Auto Repair & Custom Exhaust

Rod & Kim Wittman, Owners
Hwy 31 & Lakeview Dr.
Garnett, KS 66032
(785) 448-6535

WILSON CHIROPRACTIC CLINIC

SPORTS, AUTO & WORK INJURY CARE

**414 W. FIRST • GARNETT, KS 66032
PHONE (785) 448-6151**



Scipio Supper Club RESTAURANT AND BAR

Call ahead for large parties

**32465 NE Neosho Rd
Garnett, KS 66032
785-835-6246**



Additional 2015 Anderson County Fair Sponsors

Larry's Barber Shop
Russ & Margie Bunnell
Anderson County Clerk Phyllis Gettler



Rockers

785.835.6580

rockersphotography.com

visit us on fb and our website

Scipio weddings . children . family . seniors . events



DORNES INSURANCE AGENCY, LLC

• Auto • Home • Farm • Crop • Commercial • Life

www.dornesinsurance.com

dornesinsurance@aceks.com

111 E. 4th Ave.
Garnett, KS 66032
785-448-2284

Enjoy the Fair!

1508 Hwy 59, Suite B
Princeton, KS 66078
785-937-2269

Hi-Point



Cafe & Convenience, LLC

MAPLE STREET LIQUOR

Poovey's Prairie Acres

Bill and Rita Poovey
Westphalia, KS

Limousin by Pracht

Bill & Ruth Pracht

20477 SW Florida Rd.
Westphalia, KS 66093 • 785-489-2413



Authorized Dealer

LANIER

DIGITAL COPIERS

COLOR PRINTERS

NETWORK PRINTERS

NETWORK SCANNERS

FACSIMILE



DIGITAL CONNECTIONS, INC.

"Service is our Salesman"

MIKE HERMRECK

Sales & Service

112 E. 11

Coffeyville, KS 67337

Office & Fax (620) 251-1029

digicon@digicon.kscoxmail.com

FLYNN APPLIANCE CENTER

11 N Jefferson Ave.

Iola, KS 66749

(620) 365-2538

Fax: (888) 702-3791

ANDERSON COUNTY SALES CO. LLC

Ron Ratliff: 785-448-8200

Christy Ratliff: 785-448-8201

SALE EVERY TUESDAY

P.O. Box 266 • Garnett, KS 66032

785-448-3800



**Sherry Benjamin
Broker**



785-448-2550 Office

785-304-2029 Cell

785-448-2150 Fax



Benjamin Realty

201 N. Maple

Garnett, KS 66032

ANDERSON COUNTY ABSTRACT CO.

Linda White

109 East Fourth Ave. • Garnett, KS 66032

Abstracts, Title Insurance & Closings

Telephone: (785) 448-2426 • Fax: (785) 448-6999



Fred B. Gardner, DVM

Amanda Allison, DVM

Davy Allison, DVM

Nicole Born, DVM

John Dwyer DVM

Darla Dwyer DVM

1002 S. Hayes Garnett, KS 66032

(785) 448-6454

Penka Auto Repair

(785)-835-6699

171 US Hwy 59
Richmond, KS 6080

Monday - Friday
8 - 5:30



Sandi Otipoby, D.D.S.

Family Dentistry

121 West 6th Garnett, KS 66032

(785) 448-2487

CHORE-BOYZ-SERVICE LLC

Livestock Waste Management & Removal

Ron Peine-Owner/Operator, Greeley, KS

*Manure hauling, spreading, loading, stables,
holding pens, feed lots, hay rings, etc.*

913-636-1099 or 785-867-3670

Farmers State Bank

517 S. Oak-Garnett, KS 66032
(785) 448-5451

Pleasanton
(913) 352-8437

Blue Mound
(913) 756-2221



E-STATEMENTS (Electronic Statements)

Receive your statements from your "In Box" not your mailbox.
Another **FREE** service our **Internet Banking** can do for you.

Each Location a Full Service Bank

Garnett (Main)

131 East 4th Ave.
Garnett, KS 66032-0327
785-448-3191

Princeton

1508 Hwy 59
Princeton, KS 66078
785-937-2265

Garnett (Main)

113 South Maple
Garnett, KS 66032-0327
785-448-5138

Richmond

114 E. Central
Richmond, KS 66080
785-835-6145

Gardner

104 E. Main St.
Gardner, KS 66030
913-856-8809

Westphalia

500 Lincoln
Westphalia, KS 66093
785-489-2231

ATMs throughout Anderson, Franklin, and Johnson Counties

☆ www.patriotsbank.com ☆

SONIC DRIVE IN

supports the Anderson County Fair and wishes all participants
GOOD LUCK! Stop by and check out our new



Happy Hour, Everyday 2-4 p.m.
1/2 Price Drinks & Slushes

Jason and Paula Sjolund, Owners

Hwy59
Garnett
448-6393
or
448-6494

WOLKEN TIRE

Jack Rundle, Owner

“ON THE FARM” Tire Repair

601 S. Oak, Garnett, KS
785-448-3212

Ratliff Auctions

Garnett, KS

Ron Ratliff 785.448.8200

Farm • Estate • Household • Real Estate • Antiques

MILLER HARDWARE

Your neighborhood **ACE**
Hardware

703 N Maple, Garnett, KS 66032 • 785-448-3241

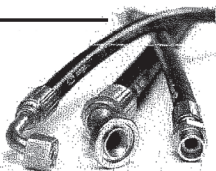
Come see us for all your Hometown Hardware!

Now carrying Gates Hydraulic Hoses and Fittings, Stihl outdoor power equipment plus parts and service.

**HYDRAULIC
ASSEMBLIES**
MADE IN MINUTES



POWERING PROGRESS™



STIHL®



**Dillard's Fencing
& Supplies**

**We offer continuous fence, gates, adjustable alleys,
Hay bale feeders, working circles, wire, T-posts, new and used steel.**



303 S. Third
Blue Mound, KS 66010
www.dillardsfencing.com
Open Mon. – Fri. 8:00 – 5:00
Sat. 8:00 -12:00





**East Kansas
Agri-Energy**

Fuel for the Future

***East Kansas Agri-Energy LLC
gladly supports the efforts of the
Anderson County Fair Association,
our community, and our youth.***

East Kansas Agri-Energy, LLC
1304 South Main
Garnett, KS 66032
Phone: 785-448-2888
www.ekaellc.com



GARNETT TRUE VALUE HOME CENTER

410 N. Maple, Garnett, KS 66032

785-448-7106

Store Services

- Full Service Lumberyard
- Attic Insulation Installation
- Screen & Glass Repair
- Computerized Paint
- Color Matching
- Knife & Scissor Sharpening
- Key Cutting
- Gift Wrapping
- Wedding Registry
- Delivery Available

Visit our Gift Shop!

***Come experience a whole
new hardware experience.***

www.truevalue.com/garnett

Custom Built The Way You Want It!

Garage / Hobby / Commercial / Industrial / Agricultural / Equestrian



Specializing in Complete Post Frame Buildings.



Quality Structures, Inc.

Experience the QSI Advantage

We Have Distinguished Ourselves From
The Competition By Incorporating These

STANDARD FEATURES

- Continuous Ridge Ventilation
- 29 Gauge Steel on Roof, Sides, Trim
- 4' O/C Trusses @ 4/12 Pitch
- 8' O/C Sidewall Glue/Nail Laminated Columns
- Ledger Loc Fastened 2-Ply Truss Supports
- 2' O/C 2x4 Roof Purlins
- 2' O/C 2x4 Side Girts
- Treated 2x6 Skirt at Ground Line
- Steel Rodent Guard at Base
- 42" Post Holes with Concrete Footings
- Rebar Through Post to Prevent Uplift



WE BACK OUR BUILDINGS WITH COMMITMENT

SERVICE - QUALITY - DURABILITY - STRENGTH

Richmond, Kansas • Haven, Kansas • Ingalls, Kansas
Glenwood, Iowa • Columbia, Missouri • St. Paul, Nebraska

MATERIAL KITS NOW AVAILABLE

CALL FOR FREE ESTIMATES

800-374-6988

www.qualitystructures.com





FARM BUREAU FINANCIAL SERVICES

120 S. Maple Street
Garnett, KS 66032
(785) 448-6125

Ask about our One Deductible Policy

Auto • Homeowners • Farm • Ranch
Life Insurance • Investments

Aaron Lizer - Agent

Anderson County Farm Bureau
Cindy Ecclefield - County Coordinator
785-448-0099



Membership has Benefits.

Farm Bureau / Rain & Hail

Janice Parks

Crop Agent

Email: jap5979@embarqmail.com

(785) 448-4454

Proud to be part of this strong community



**Anderson
County Hospital**

SAINT LUKE'S HEALTH SYSTEM

Contact us

785-448-3131

saintlukeshealthsystem.org

Anderson County Hospital

421 S. Maple St.

Garnett, KS 66032



Attention Livestock Growers:

Moran Locker wants you to compare processing prices and save on costs. **For only 50¢ per pound** your handraised livestock is cut to your specifications to fit your needs, double-wrapped (the best way and most freezer stable way) and frozen. Locally owned and operated, we are a home-owned business with the experience of four generations of meat processing and butchering. Keeping our prices as low as possible for over 24 years. Slaughter fees are still only \$35 per head for average size beef and hogs. With the economic slump you need to know where to go for the highest quality processing and slaughtering at the lowest prices. That's Moran Locker, where you actually get the quality processing you expect at the lowest price you deserve.



PLANNING TO PURCHASE A FAIR ANIMAL?



If you are planning to purchase a fair animal for slaughter, contact Mitch or Sharon for prior arrangements or see us at the Anderson County Fair and we will do all the work, including free hauling from the fair.

MORAN LOCKER

OWNERS - MITCH AND SHARON BOLLING

State Inspected, Slaughtering, Processing & Curing



Hwy. 59 South • Downtown Moran
(620) 237-4331 or Home (620) 939-4800
Hours: 8 a.m.-5 p.m., Mon-Fri and 8 a.m.-11 a.m. Saturday



Bolling's Meat Market

201 S. State, Iola

(620) 380-MEAT (6328)

Mon-Sat 10 a.m. - 6 p.m.; Sun 9 a.m.-5 p.m.

& Millers on Madison

415 W Madison, Iola (620)-380-8323



24 Hours / 7 Days a Week

Everyday Food Selections

Gift Selections

Convenience Store and More!

Sandra and Terry Zook, Owners

Highway 160 & 59 Junction

Garnet, Kansas



785-448-6582

Sunday through Thursday 11 a.m. – 8 p.m.

Friday and Saturday 11 a.m. – 9 p.m.

Dine-In • Carry Out • Delivered

4-H & FFA Awards

Dept. 1- Beef-Market & Breeding		
Grand Champion Market Beef	TL McDaniel Trucking	Belt Buckle
Reserve Grand Champion Market Beef	D.A. Rickabaugh Family	Director's Chair
Champion Limousin Steer	Pracht/Ratliff/GV Limousin	Cash Award
Reserve Champion Limousin Steer	Pracht/Ratliff/GV Limousin	Cash Award
Champion Maine Anjou Steer	Bill & Rita Poovey & Stephens Stock Farm	Trophy
Champion Crossbred Steer	Richard & Dorothy Miller	Trophy
Champion Angus Breeding Heifer	Hillhouse Angus	Trophy
Champion Commercial Breeding Heifer	Johnson Farms	Trophy
Beef Rate of Gain	Charlie & Mary Holloran	Blanket
AC Born and Raised Market Beef	Anderson County Cattlemen	Cash Award
Carcass Contest	County Beef Carcass Education Program	Cash Award
Supreme Champion Breeding Heifer	Tom Peine Family	Award
Reserve Supreme Champion Heifer	The David Schuster Family	Award
Champion Limousin Heifer	Limousin by Pracht	Trophy
Champion Sr Beef Showmanship	Bill & Rita Poovey	Trophy
Champion Int Beef Showmanship	Sunflower Simmental John & Fern Wolken	Trophy
Champion Jr Beef Showmanship	Randy & Betsy Bunnel	Trophy
Dept. 2 - Bucket Calf		
Age 7-9 Champion Bucket Calf	Newton Family	Trophy
Age 7-9 Reserve Champion Bucket Calf	Scheckel Family	Blanket
Age 10-12 Champion Bucket Calf	Teena Lutz	Award
Dept. 4 - Dairy Goat		
Grand Champion Doe	Nelpoby Farms Dwight Nelson & Sandy Otipoby	Trophy
Reserve Grand Champion Doe	Derrick Nelson	Trophy
Champion Sr Dairy Goat Showmanship	Ron Brand	Trophy
Champion Int Dairy Goat Showmanship	Monica & Nathan Walter	Award
Champion Jr Dairy Goat Showmanship	Ron Brand	Trophy
Dept. 5 - Horse		
Grand Champion Halter Horse	Garnett Saddle Club	Trophy

Reserve Grand Champ Halter Horse	Boots & Spurs Horse Club	Trophy
Champion Jr Horse Showmanship	Graham School, Inc.	Trophy
Champion Int Horse Showmanship	Dr. and Mrs. Gardner	Trophy
Champion Sr Horse Showmanship	Garnett Saddle Club	Trophy
Champion Jr Trail Riding	Rockin H Ranch	Trophy
Champion Int Trail Riding	Rocking H Ranch	Trophy
Champion Sr Trail Riding	Rocking H Ranch	Trophy
Champion Jr Overall Racing	Zook Family	Trophy
Champion Int Overall Racing	Lazy H Trucking	Trophy
Champion Sr Overall Racing	Midwest Cleaning Service	Trophy
Champion Jr Horsemanship	Sandra's Quick Stop	Trophy
Champion Int Horsemanship	Maple Street Liquor	Trophy
Champion Sr Horsemanship	Royal Flat Work	Trophy
Special Award	David & Angie Scheckel Family	Award
Dept. 6 - Meat Goat		
Grand Champion Meat Goat	John & Paula Walter	Belt Buckle
Reserve Grand Champion Meat Goat	David & Angie Scheckel Family	Award
Grand Champion Breeding Meat Doe	Nelpoby Farms – Dwight Nelson & Sandi Otipoby	Trophy
Meat Goat Rate of Gain	J & S Farms Joel & Stacy Sprague	Award
Champion Sr Meat Goat Showmanship	Seekers Not Slackers 4-H Club	Award
Champion Int Meat Goat Showmanship	Seekers Not Slackers 4-H Club	Award
Champion Jr Meat Goat Showmanship	Seekers Not Slackers 4-H Club	Award
Dept. 7 - Poultry		
Grand Champion Poultry	Ceder Hill Bird Farm	Trophy
Reserve Grand Champion Poultry	Ceder Hill Bird Farm	Trophy
Champion Sr Poultry Showmanship	Nancy Horn	Trophy
Champion Int Poultry Showmanship	Cherry Mound 4-H Club	Trophy
Champion Jr Poultry Showmanship	Star Shooting	Trophy
Dept. 8 - Rabbits		
Grand Champion Rabbit	Dynamite 4-H Club	Trophy
Reserve Grand Champion Rabbit	Curt & Connie Guilfoyle	Trophy
Champion Jr Rabbit Showmanship	Rick Sumner	Trophy
Champion Int Rabbit Showmanship	Rick Sumner	Trophy

Champion Sr Rabbit Showmanship	Rick Sumner	Trophy
Dept. 9 - Sheep		
Grand Champ Market Lamb	Rick & Connie Thompson	Belt Buckle
Reserve Grand Champion Market Lamb	McGhee Farms Gareld & Darren McGhee	Trophy
Champion Hampshire Market Lamb	Curt & Connie Guilfoyle	Trophy
Champion Suffolk Market Lamb	Curt & Connie Guilfoyle	Trophy
Champion Crossbred Market Lamb	Charity Thurston & Heather Morey	Trophy
Grand Champion Breeding Ewe	Jim Oestreicher	Trophy
Sheep Rate of Gain	Rick & Connie Thompson	Trophy
Champion Sr Lamb Showmanship	Curt & Connie Guilfoyle	Trophy
Champion Int Lamb Showmanship	David & Angie Scheckel Family	Award
Champion Jr Lamb Showmanship	David & Angie Scheckel Family	Award
Dept. 10 - Swine		
Grand Champion Market Hog	Farm Bureau Financial Services – Aaron Lizer	Belt Buckle
Reserve Grand Champion Market Hog	Terry Egidy Family	Trophy
Champion Duroc Market Hog	Nancy Horn	Trophy
Champion Yorkshire Market Hog	Nancy Horn	Trophy
Champion Crossbred Market Hog	Rex Lizer Family	Director's Chair
Champion Hampshire Market Hog	J/L Davis Show Pigs Jack & Lisa Davis	Trophy
Grand Champion Breeding Gilt	McGhee Farms Gareld & Darren McGhee	Trophy
Swine Rate of Gain	Brandon, Cody & Derek Davis	Cash Award
Champion Sr Swine Showmanship	Randy & Betsy Bunnel	Director's Chair
Champion Int Swine Showmanship	Sheldon Jones Family	Trophy
Champion Jr Swine Showmanship	The Advocate	Trophy
Dept. 11 - Round Robin		
Champion Sr Round Robin	Anipro/Xtraformance Feeds, Robert Miller	Belt Buckle
Champion Int Round Robin	McGhee Farms Gareld & Darren McGhee	Belt Buckle
Reserve Champion Sr Round Robin	Nancy Horn	Trophy
Reserve Champion Int Round Robin	David & Angie Scheckel Family	Award

Dept. 13 - Banners		
Soil Conservation Banner	Debbie Davis	Cash Award
Grand Champion Banner	Star Shooting 4-H Club	Cash Award
Dept. 14 - Clothing		
Grand Champion Clothing Exhibit	Nancy Horn/Charlie & Mary Holloran	Cash Award
Reserve Grand Champion Clothing Exhibit	Business Professional Women	Cash Award
Rookie of the Year Award	Nancy Schuster	
Dept. 15 - Crops		
Grand Champion Crop Exhibit	Greenbush Seed Company & Corley Seed Farm	Trophy
Reserve Champion Crop Exhibit	Greenbush Seed Company & Corley Seed Farm	Trophy
Dept. 17 - Entomology		
Grand Champion Entomology	Quenton Trammell	Trophy
Dept. 18 - Fashion Revue		
Fashion Revue Grand Champion	Sheldon & Deadra Jones	Cash Award
Fashion Revue Reserve Champion	Cherry Mound 4-H Club	Cash Award
Dept. 19 - Fiber Arts		
Most Original Fiber Arts	Newton Family	Trophy
Most Creative Fiber Arts	Star Shooting 4-H Club	Trophy
Dept. 20 - Floriculture		
Champion Flower Exhibit	Seekers Not Slackers 4-H Club	Cash Award
Reserve Champion Flower Exhibit	Seekers Not Slackers 4-H Club	Cash Award
Champion Floral Arrangement Exhibit	Garnett Flowers & Gifts	Cash Award
Dept. 21 - Foods		
Grand Champion Food Exhibit	Boots & Spurs Horse Club	Cash Award
Reserve Champion Food Exhibit	Marjorie Stephens	Cash Award
Dept. 23 - Geology / Lapidary		
Champion Sr Geology	Gayla R Corley	Trophy
Champion Intermediate Geology	Gayla R Corley	Trophy
Champion Junior Geology	Gayla R Corley	Trophy
Reserve Champion Sr Geology	Gayla R Corley	Trophy
Reserve Champion Intermediate Geology	Gayla R Corley	Trophy
Reserve Champion Junior Geology	Gayla R Corley	Trophy
Dept. 24 - Home Environment		

Grand Champion Home Environment	Nancy Horn	Trophy
Dept. 25 - Horticulture		
Grand Champion Garden Exhibit	Greenbush Seed Company & Corley Seed Farm	Trophy
Reserve Champion Garden Exhibit	Greenbush Seed Company & Corley Seed Farm	Trophy
Champion Garden Display	Doug Davis Family	Cash Award
Dept. 26 - Photography		
Grand Champion Photography	Rockers Photography	Trophy
Reserve Grand Champion	Dynamite 4-H Club	Trophy
Ranae Young Family Award		
Dept. 27 - Self Determined		
Grand Champion Self Determined	Newton Family	Trophy
Reserve Grand Champion Self Determined	Graham School	Trophy
Champion Self Determined Notebook	Newton Family	Award
Dept. 29 - Space Tech		
Grand Champion Rocketry	Chris McDaniel	Trophy
Grand Champion Robotics	Chris McDaniel	Trophy
Dept. 30 - Visual Arts		
Grand Champion Arts & Crafts	Lucky 13 4-H Club	Cash Award
Most Original Visual Arts Exhibit	Lucky 13 4-H Club	Award
Most Creative Visual Arts Exhibit	Nancy Schuster	Award
Dept. 32 - Woodworking		
Woodworking Grand Champion	David Theis	Gift Certificate
Woodworking Reserve Grand Champion	Jay D Bodenhammer	Trophy
Judging Contests		
Livestock Judging Jr Champion	Eldon Riley	Trophy
Livestock Judging Int Champion	Eldon Riley	Trophy
Livestock Judging Sr Champion	Eldon Riley	Trophy
Herdsmanship Contest		
Champion Club or Chapter	Fair Board	Trophy and Food Party

